

1116 FOWLER STREET,
OLD HICKORY, TN 37138
615.226.4577 / bennusigns.com

HCA FLORIDA NORTHWEST
HOSPITAL

CLIENT

2801 N. STATE ROAD 7
MARGATE, FL, 33063

PROJECT ADDRESS

TONY HATCHELL

PRESENTED BY

ELLIOT BAE

PREPARED BY

EXT - FLORIDA NW HOSPITAL
- REPLACEMENT SIGN
- BANNERS

PROJECT NAME

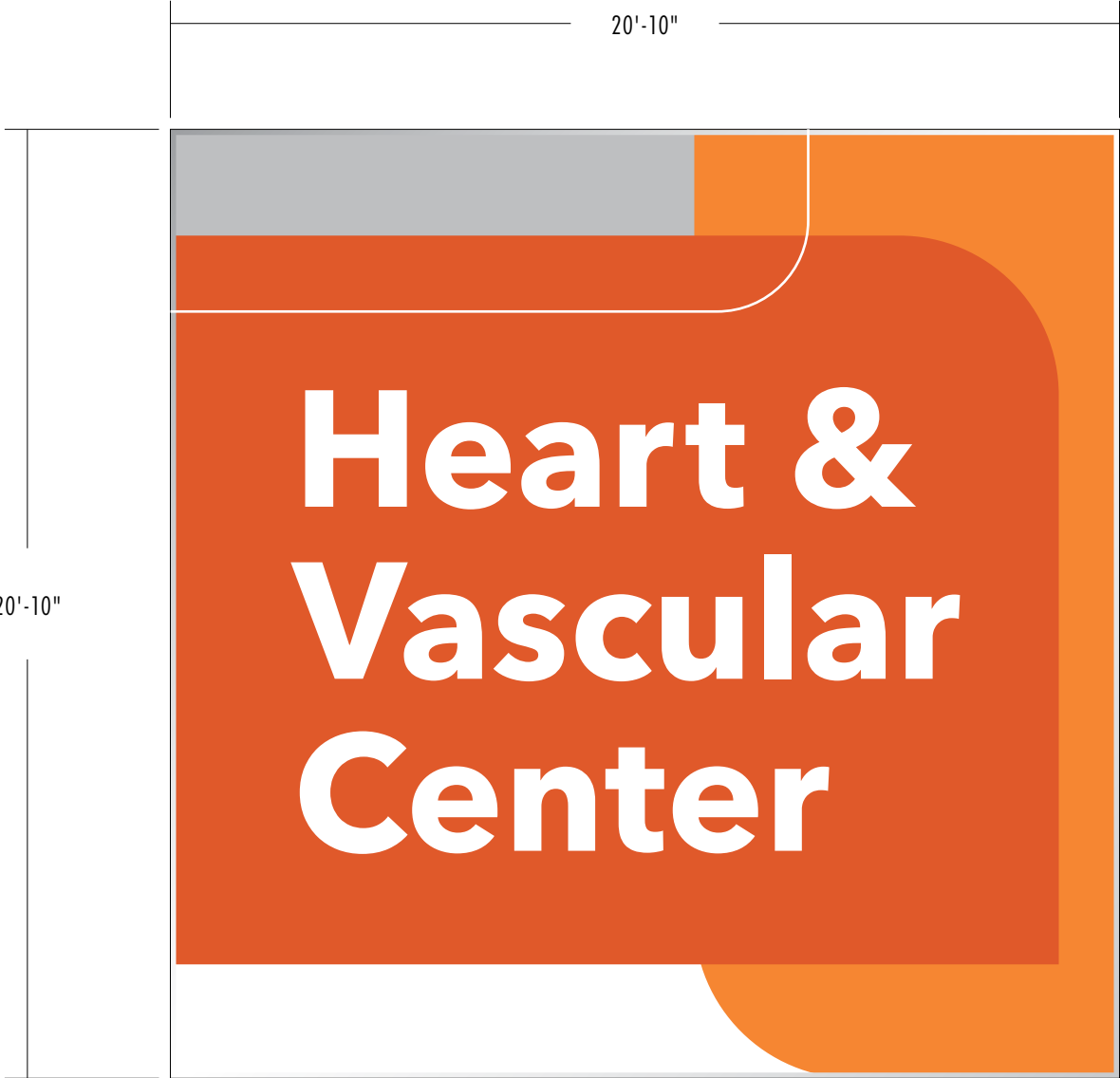
602432

QUOTE #

SALES #

01	04/16/2024
02	
03	
04	
05	
06	
07	
08	

PRIMARY ELECTRICAL TO SIGN LOCATIONS IS TO BE PROVIDED BY OTHERS. 20 AMP DEDICATED CIRCUIT(S) WITH NO SHARED NEUTRALS AND A GROUND RETURNING TO THE PANEL IS REQUIRED FOR ALL INSTALLATIONS. COLORS REPRESENTED IN THIS DRAWING ARE FOR PRESENTATION PURPOSES ONLY. THEY MAY NOT MATCH YOUR FINISHED PRODUCT PERFECTLY. COLOR CALL-OUTS ARE FOR A MATCH AS CLOSE AS POSSIBLE. THIS ORIGINAL DESIGN IS THE SOLE PROPERTY OF BENNU ARCHITECTURAL SIGNAGE. IT CANNOT BE REPRODUCED, COPIED OR EXHIBITED IN WHOLE OR PART, WITHOUT FIRST OBTAINING WRITTEN CONSENT FROM BENNU ARCHITECTURAL SIGNAGE. ELECTRICAL SIGNS ARE INTENDED TO BE INSTALLED IN ACCORDANCE WITH THE REQUIREMENTS OF ARTICLE 600 OF THE NATIONAL ELECTRICAL CODE AND/OR OTHER APPLICABLE LOCAL CODES. THIS INCLUDES PROPER GROUNDING AND BONDING OF SIGN.



B1

BANNER 1 / WALL MOUNT TENSION FRAME AND COVERS

QUANTITY: 1 (ONE)

SCALE: 1:48

FACE: SINGLE

CONSTRUCTION:

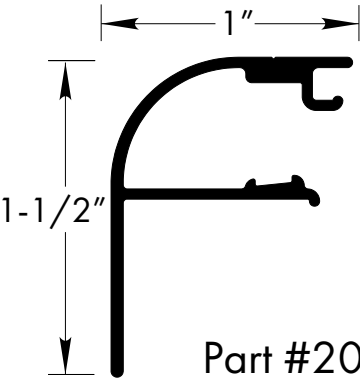
WALL MOUNT TENSION FRAME AND COVERS.
1.5" X 1" FRAME (PART #2089)

SQ/FT: 434

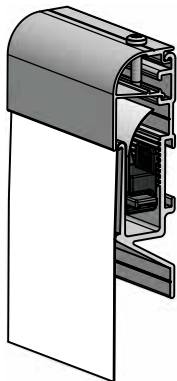
ILLUMINATED: NONE



PROPOSED ELEVATION



Part #2089



1116 FOWLER STREET,
OLD HICKORY, TN 37138
615.226.4577 / bennusigns.com

HCA FLORIDA NORTHWEST
HOSPITAL

CLIENT

2801 N. STATE ROAD 7
MARGATE, FL, 33063

PROJECT ADDRESS

TONY HATCHELL

PRESENTED BY

ELLIOT BAE

PREPARED BY

EXT - FLORIDA NW HOSPITAL
- REPLACEMENT SIGN
- BANNERS

PROJECT NAME

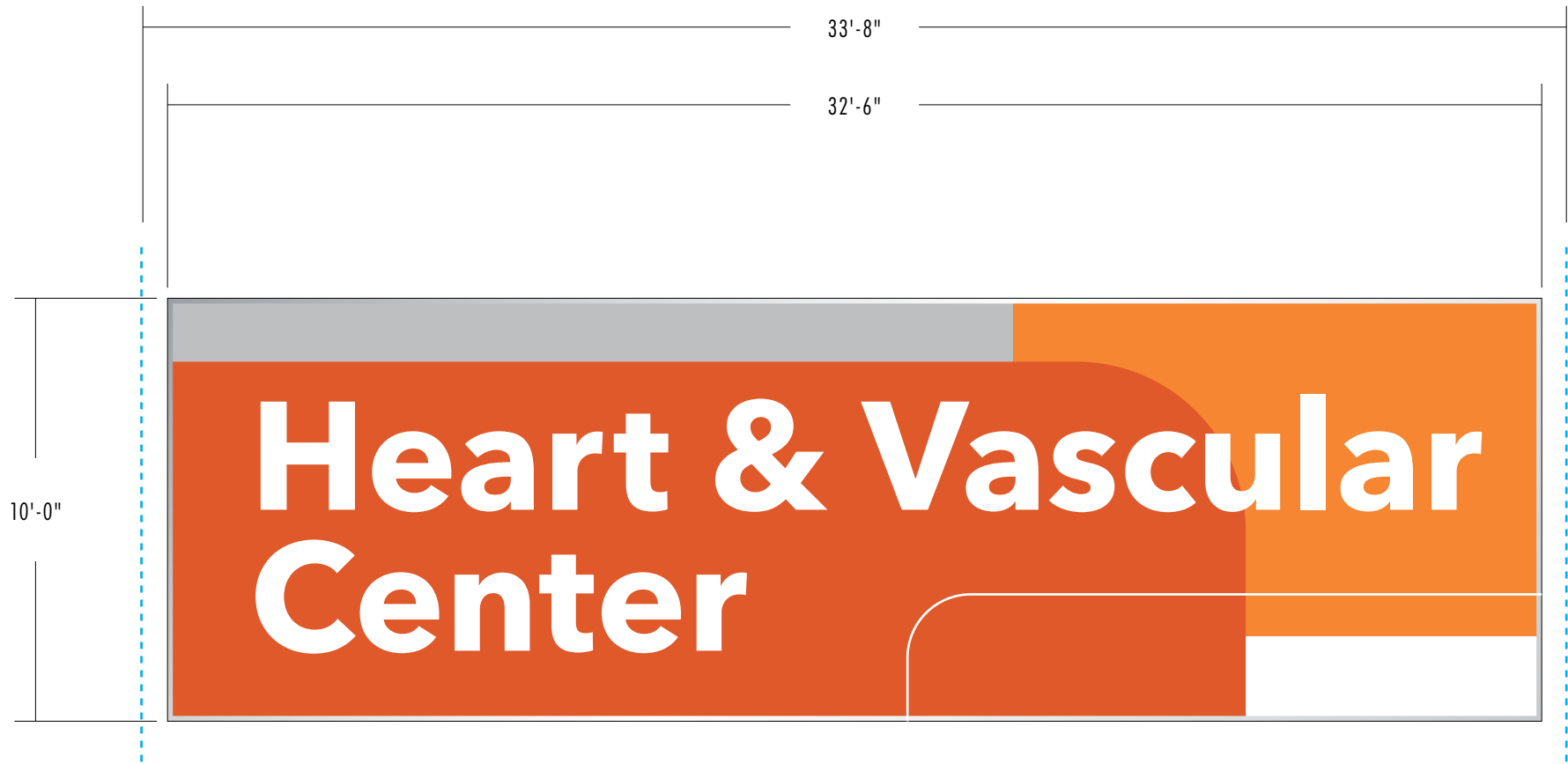
602432

QUOTE #

SALES #

01	04/16/2024
02	
03	
04	
05	
06	
07	
08	

PRIMARY ELECTRICAL TO SIGN LOCATIONS IS TO BE PROVIDED BY OTHERS. 20 AMP DEDICATED CIRCUIT(S) WITH NO SHARED NEUTRALS AND A GROUND RETURNING TO THE PANEL IS REQUIRED FOR ALL INSTALLATIONS. COLORS REPRESENTED IN THIS DRAWING ARE FOR PRESENTATION PURPOSES ONLY. THEY MAY NOT MATCH YOUR FINISHED PRODUCT PERFECTLY. COLOR CALL-OUTS ARE FOR A MATCH AS CLOSE AS POSSIBLE. THIS ORIGINAL DESIGN IS THE SOLE PROPERTY OF BENNU ARCHITECTURAL SIGNAGE. IT CANNOT BE REPRODUCED, COPIED OR EXHIBITED IN WHOLE OR PART, WITHOUT FIRST OBTAINING WRITTEN CONSENT FROM BENNU ARCHITECTURAL SIGNAGE. ELECTRICAL SIGNS ARE INTENDED TO BE INSTALLED IN ACCORDANCE WITH THE REQUIREMENTS OF ARTICLE 600 OF THE NATIONAL ELECTRICAL CODE AND/OR OTHER APPLICABLE LOCAL CODES. THIS INCLUDES PROPER GROUNDING AND BONDING OF SIGN.



B2 BANNER 2 / WALL MOUNT TENSION FRAME AND COVERS

QUANTITY: 1 (ONE)

SCALE: 1:48

FACE: SINGLE

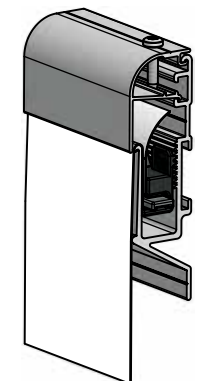
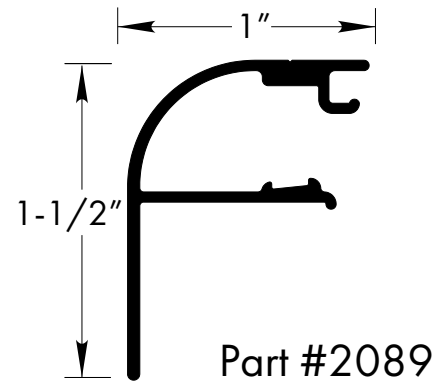
CONSTRUCTION:

WALL MOUNT TENSION FRAME AND COVERS.
1.5" X 1" FRAME (PART #2089)

SQ/FT: 325

ILLUMINATED: NONE

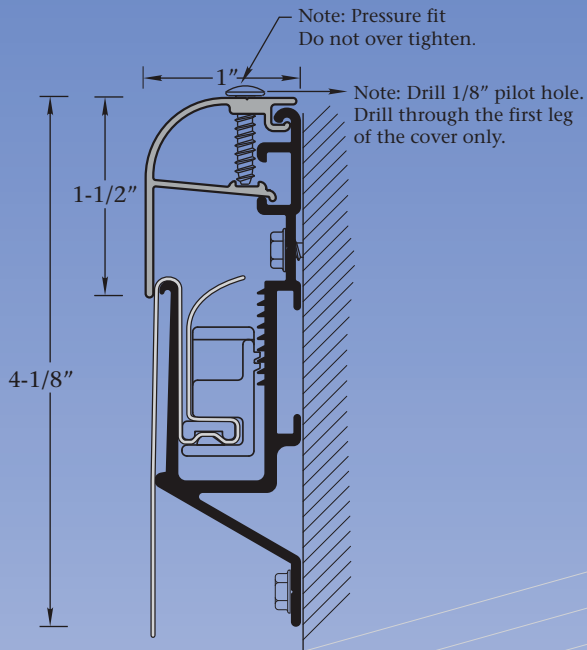
 FULL COLOR PROCESS



PROPOSED ELEVATION



ELEVATION WITHOUT BANNER



See page 13, 15 & 39 in the Gold Commercial Catalog for more details.

Features & Benefits

The Wall Mount Tension Frame will tension any size flexible face or banner material and only projects 1" off of the attached support structure. The Tension Clips are easy to use and are re-useable. Eliminates hemming, grommets and double faced tape.

Answers to FAQ's

- Accepts any flexible face material.
- Face material trim size - Add 2-1/4" of fabric to all four sides (adding a total of 4-1/2" to both the height and width) to establish the trimmed edge of the fabric.
- Tension Clip placement - Tension Clips are placed approximately 2-1/4" from the edge of the trimmed to size face material.
- Tension Clip spacing - Every 6" on center.
- Visible opening - 3" less than the overall frame height and width.
- The Reverse Wall Mount Tension Tool, Part #5138 and the Wall Mount Tension Tool, Part #5137 are designed to tension this frame.



Banner without frame



Banner with frame



Banner with frame

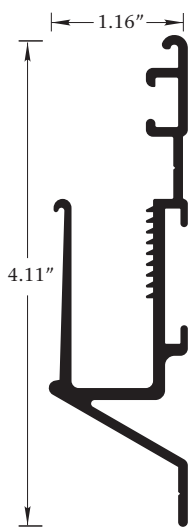


Banner with frame

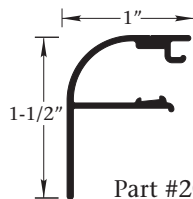


Wall Mount Tension Frame and Covers

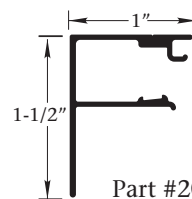
Part Number	Part	Length	Finish
2090	Wall Mount Tension Frame	24'-6"	Mill Finish
2088	Wall Mount Tension Frame Square Cover	24'-6"	Mill Finish
2089	Wall Mount Tension Frame Radius Cover	24'-6"	Mill Finish
2091	Wall Mount Tension Frame Beveled Cover	24'-6"	Mill Finish



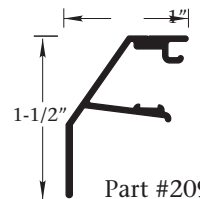
Part #2090



Part #2089



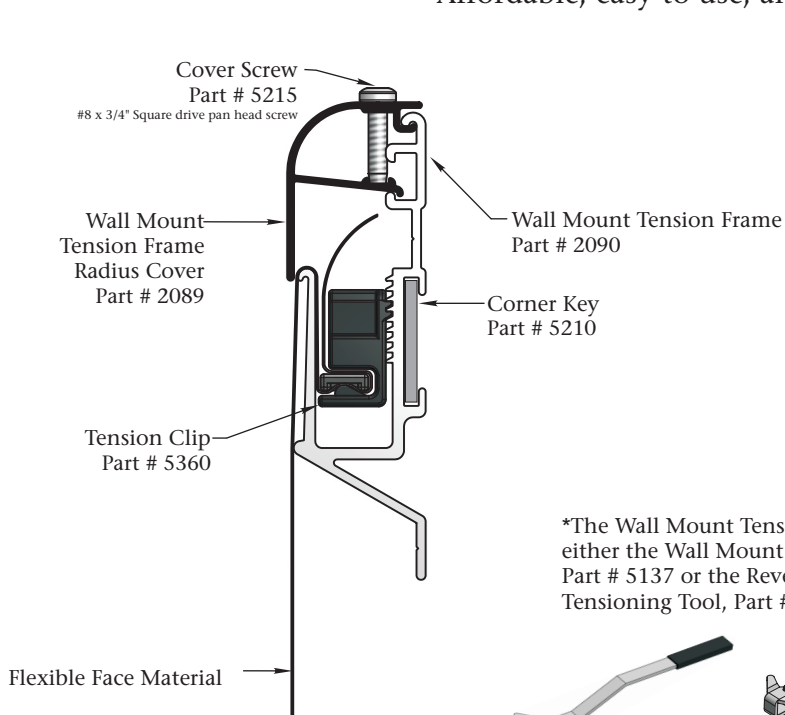
Part #2088



Part #2091

Features & Benefits

- Low profile system that will tension any size flexible face or banner material.
- Fully secured covers with recommended fasteners.
- (NOTE: Attach as recommended).
- All covers completely conceal the Wall Mount Tension Frame edges.
- Allows for conformity when mounting to walls with irregularities.
- Eliminates hemming, grommets, and double-faced tape.
- Affordable, easy to use, and re-usable.



*The Wall Mount Tension Frame requires either the Wall Mount Tensioning Tool, Part # 5137 or the Reverse Wall Mount Tensioning Tool, Part # 5138.

