

City of Margate, Florida

# Comprehensive Annual Financial Report

Fiscal Year Ended September 30, 2020



CITY OF  
**MARGATE**  
Together We Make It Great



**COMPREHENSIVE ANNUAL FINANCIAL REPORT  
OF THE CITY OF MARGATE, FLORIDA  
FOR THE FISCAL YEAR ENDED  
SEPTEMBER 30, 2020**

Prepared by the  
Finance Department

Mary Beazley, Finance Director  
Kelly Schwartz, Assistant Finance Director

***ABOUT THE COVER***

City of Margate Cover Photo: Calypso Cove Aquatic Facility

Cover Design: Yarelis Martinez, City Manager's Office

# City of Margate, Florida

## Table of Contents

---

### Introductory Section

Letter of Transmittal	i-viii
GFOA Certificate of Achievement	ix
List of Elected and Appointed Officials	x
Organizational Chart	xi

### Financial Section

Independent Auditor's Report	1-3
Management's Discussion and Analysis	4-14
Basic Financial Statements:	
Government-wide Financial Statements:	
Statement of Net Position	15
Statement of Activities	16
Fund Financial Statements:	
Balance Sheet - Governmental Funds	17-18
Reconciliation of the Balance Sheet to the Statement of Net Position - Governmental Funds	19
Statement of Revenues, Expenditures and Changes in Fund Balances - Governmental Funds	20-21
Reconciliation of the Statement of Revenues, Expenditures and Changes in Fund Balances to the Statement of Activities - Governmental Funds	22
Statement of Net Position - Proprietary Funds	23-24
Statement of Revenues, Expenses and Changes in Net Position - Proprietary Funds	25
Statement of Cash Flows - Proprietary Funds	26-27
Statement of Net Position- Fiduciary Funds - Performance Bond Agency Fund	28
Notes to Basic Financial Statements	29-67

## City of Margate, Florida

### Table of Contents (continued)

---

#### Required Supplementary Information

##### Budgetary Comparison Schedules:

General Fund	68-69
Special Revenue Fund - Margate Community Redevelopment Agency Trust Fund	70
Notes to Budgetary Comparison Schedules	71
Schedule of Changes in Total OPEB Liability and Related Ratios (Unaudited)	72
Schedule of Proportionate Share of Net Pension Liability - Florida Retirement System Pension Plan (Unaudited)	73
Schedule of Proportionate Share of Net Pension Liability - Retiree Health Insurance Subsidy Program (Unaudited)	74
Schedule of Contributions - Florida Retirement System Pension Plan (Unaudited)	75
Schedule of Contributions - Retiree Health Insurance Subsidy Program (Unaudited)	76

#### Other Supplementary Information

##### Combining and Individual Fund Financial Statements and Schedules:

Combining Balance Sheet - Nonmajor Governmental Funds	77
Combining Statement of Revenues, Expenditures and Changes in Fund Balances - Nonmajor Governmental Funds	78
Combining Balance Sheet - Nonmajor Special Revenue Funds	79
Combining Statement of Revenues, Expenditures and Changes in Fund Balances - Nonmajor Special Revenue Funds	80
Combining Balance Sheet - Nonmajor Debt Service Funds	81
Combining Statement of Revenues, Expenditures and Changes in Fund Balances - Nonmajor Debt Service Funds	82
Combining Balance Sheet - Nonmajor Capital Projects Funds	83
Combining Statement of Revenues, Expenditures and Changes in Fund Balances - Nonmajor Capital Projects Funds	84
Schedule of Revenues, Expenditures and Changes in Fund Balance - Budget and Actual:	
Special Revenue Fund - Road	85
Special Revenue Fund - Impact Fees	86

## City of Margate, Florida

### Table of Contents (continued)

---

Special Revenue Fund - Police Officers Training	87
Special Revenue Fund - Confiscated Properties	88
Special Revenue Fund - Building	89
Special Revenue Fund - Housing and Urban Development (HUD) Grant	90
Special Revenue Fund - Underground Utility Trust	91
Special Revenue Fund - Recreation Trust	92
Special Revenue Fund - Northwest Focal Point Senior Center	93
Debt Service Fund - Margate Community Redevelopment Agency - Sinking	94
Debt Service Fund - Margate Community Redevelopment Agency - Escrow Account	95
Debt Service Fund - General Obligation Refunding Bonds, Series 2016	96
Debt Service Fund - General Obligation Bonds, Series 2019	97
Capital Projects Fund - General	98
Capital Projects Fund - General Obligation Bonds Proceeds 2019	99
Capital Projects Fund - Margate Community Redevelopment Agency - Capital Improvement	100
Capital Projects Fund - Margate Community Redevelopment Agency - Loan Proceeds	101
Statement of Changes in Assets and Liabilities - Performance Bond Agency Fund	102

### Statistical Section

#### Financial Trends:

Table 1 - Net Position by Component	103-104
Table 2 - Changes in Net Position	105-108
Table 3 - Governmental Activities Tax Revenues by Source	109
Table 4 - Fund Balances of Governmental Funds	110-111
Table 5 - Changes in Fund Balances of Governmental Funds	112-113

#### Revenue Capacity:

Table 6 - Assessed Value and Estimated Actual Value of Taxable Property	114
---	-----

## City of Margate, Florida

### Table of Contents (continued)

---

Table 7 - Property Tax Rates - Direct and Overlapping Governments	115
Table 8 - Principal Property Taxpayers	116
Table 9 - Property Tax Levies and Collections	117
<b>Debt Capacity:</b>	
Table 10 - Ratios of Outstanding Debt by Type	118
Table 11 - Ratios of General Bonded Debt Outstanding	119
Table 12 - Direct and Overlapping Governmental Activities Debt	120
Table 13 - Pledged Revenue Coverage - Water and Wastewater Enterprise Fund	121
<b>Demographic and Economic Information:</b>	
Table 14 - Demographic and Economic Statistics	122
Table 15 - Principal Employers	123
<b>Operating Information:</b>	
Table 16 - Full-Time Equivalent City Government Employees by Function/Program	124
Table 17 - Operating Indicators by Function/Program	125
Table 18 - Capital Asset Statistics by Function/Program	126
<b>Compliance Section</b>	
Independent Auditor's Report on Internal Control over Financial Reporting and on Compliance and Other Matters Based on An Audit of Financial Statements Performed In Accordance with Government Auditing Standards	127-128
Independent Auditor's Report on Compliance for Each Major Federal Program and State Project and on Internal Control over Compliance Required by the Uniform Guidance and Chapter 10.550, <i>Rules of the Florida Auditor General</i>	129-130
Independent Auditor's Report to City Management	131-132
Independent Accountant's Report on Compliance with Section 218.415 Florida Statutes	133
Schedule of Expenditures of Federal Awards and State Financial Assistance	134-136
Notes to Schedule of Expenditures of Federal Awards and State Financial Assistance	137
Schedule of Findings and Questioned Costs	138
Summary Schedule of Prior Audit Findings	139



# INTRODUCTORY SECTION

This Page Intentionally Left Blank



February 23, 2021

To the Honorable Mayor, Members of the City Commission, and Citizens of the City of Margate:

We are pleased to present the City of Margate's Comprehensive Annual Financial Report (CAFR) for the fiscal year ended September 30, 2020. State law requires that all general-purpose local governments publish a complete set of audited financial statements within nine months of the close of each fiscal year. The financial statements included in the report conform with generally accepted accounting principles (GAAP) and are audited by a firm of licensed certified public accountants in accordance with auditing standards generally accepted in the United States of America and the standards applicable to financial audits contained in Government Auditing Standards issued by the Comptroller General of the United States.

### **City Commission**

Mayor Arlene R. Schwartz  
Vice Mayor Antonio V. Arserio  
Anthony N. Caggiano  
Joanne Simone  
Tommy Ruzzano

### **City Manager**

Cale Curtis

### **City Attorney**

Janette M. Smith

### **City Clerk**

Joseph J. Kavanagh

This report consists of management's representations concerning the financial operations and condition of the City. Responsibility for both the reliability of the presented data and the completeness and fairness of the presentation, including all disclosures, rests with the City. To provide a reasonable basis for making these representations, management of the City has established a comprehensive internal control framework that is designed to protect the City's assets from loss, theft, or misuse and to compile sufficient reliable information for the preparation of the City's financial statements in conformity with GAAP. Because the cost of internal controls should not outweigh its benefit, the City's comprehensive framework of internal controls has been designed to provide reasonable rather than absolute assurance that the financial statements will be free from material misstatement. To the best of our knowledge and belief, this financial report is complete and reliable in all material respects and is reported in a manner that presents fairly the financial position and results of operations of the various funds of the City of Margate.

State statutes require an annual audit by independent certified public accountants. The goal of the independent audit is to provide reasonable assurance that the City's financial statements for the fiscal year ended September 30, 2020, are free of material misstatement. Keefe McCullough, a firm of licensed certified public accountants, have audited the City's financial statements and issued an unmodified ("clean") opinion for the fiscal year ended September 30, 2020. The independent audit involved examining, on a test basis, evidence supporting the amounts and disclosures in the financial statements, assessing accounting principles used and significant estimates made by management, and evaluating the overall financial statement presentation. The independent auditor's report is located at the front of the financial section of this report.

As a recipient of federal, state, and county financial assistance, the City is subject to annual single audits in conformity with the audit requirements of Title 2 U.S. Code of Federal Regulations Part 200, Uniform Administrative Requirements, Cost Principles, and Audit Requirements for Federal Awards (Uniform Guidance), and Chapter 10.550, Rules of the Auditor General of the State of Florida. Expenditures of federal and state awards were above the applicable threshold for the fiscal year ended September 30, 2020. Therefore, the City was required to have an audit in accordance with the Uniform Guidance and Chapter 10.550, Rules of the Auditor General of the State of Florida.

GAAP requires that management provide a narrative introduction, overview and analysis to accompany the basic financial statements in the form of Management's Discussion and Analysis (MD&A). This letter of transmittal is designed to complement MD&A and should be read in conjunction with it. The City's MD&A can be found immediately following the report of the independent auditors.

### **Finance Department**

5790 Margate Boulevard, Margate, FL 33063 • Phone: (954) 972-6454 • Fax: (954) 935-5258  
[www.margatefl.com](http://www.margatefl.com) • [finance@margatefl.com](mailto:finance@margatefl.com)

## ***Profile of the City of Margate***

The City of Margate, (the “City”), was created as a municipal corporation by Chapter 30962, Laws of Florida, Acts of 1955, to be known as the Town of Margate. In 1961, the Town of Margate was incorporated as a City. The City is located in southeastern Florida in Broward County. It encompasses an area of approximately 9 square miles with a population of approximately 59,400. The U.S. Census Bureau lists a median household income of \$45,667.

The City operates under the City Commission/City Manager form of government. The City Commission consists of the Mayor, Vice Mayor, and three commissioners. The five commission members are elected at-large on a non-partisan basis for a four-year term. Effective with terms beginning November 2012, term limitations for City Commissioners are three consecutive four-year terms. The mayor is elected annually by the members of the City Commission for a one-year term, not to exceed two years in succession. The City Commission determines policy, adopts legislation, approves the City’s annual budget, and hires the City Manager, City Attorney, City Clerk, Assistant City Manager, Police Chief, and Fire Chief. The City Manager is responsible for carrying out the policies of the City Commission, overseeing the daily management of the City, and for appointing the City’s department directors.

The City provides a full range of services including police and fire protection, emergency medical, water and wastewater, stormwater, parks and recreation, public improvements, streets, planning and zoning, and general administrative. Internal services for the City which are accounted for on a cost reimbursement basis consist of workers’ compensation and general liability insurance. This report includes all funds of the City. The City has two blended component units which consist of the City of Margate Community Redevelopment Agency (CRA) and the Northwest Focal Point Senior Center (Center). All component units are included as an integral part of the City’s financial statements. Additional information on both of these legally separate entities can be found in the notes to the financial statements (see pages 29 and 30 of this report). In addition to being included in the City’s financial statements, this year as required by amended Florida Statute 163.387(8), the CRA has produced its own separate stand-alone financial statements for fiscal year ended September 30, 2020.

The annual budget serves as the basis for the City’s financial planning and control. All City departments are required to submit requests for appropriation to the City Manager. These requests are used as a starting point for developing a proposed budget. The City Manager then presents the proposed budget to the City Commission by August 15<sup>th</sup> of each year. The operating budget includes proposed expenditures/expenses and the means of financing them. The City Commission is required to hold public hearings on the proposed budget and to adopt a final budget by September 30<sup>th</sup> of each year. The appropriated budget is prepared by fund, function, and department. The City Manager may approve transfers of appropriations within a department; however, transfers of appropriations between departments or funds require approval of the City Commission. Budget to actual comparisons are provided in this report for governmental funds for which an appropriated annual budget has been adopted. Program based budgeting has been implemented for each General Fund department, as well as all funds to provide program descriptions, goals/objectives, actual and budgeted expenditures/expenses, and performance measures to facilitate the reader’s understanding of City programs.

## ***Local economy***

The information presented in the financial statements may be better understood when it is considered from the broader perspective in which the City operates. The City of Margate is situated in the heart of South Florida, which consists of Broward, Palm Beach and Miami-Dade counties. Being centrally located in Broward County, Margate is easily accessible via Interstate 75, Interstate 95, Interstate 595, Sawgrass Expressway, and Florida’s Turnpike. It is only approximately twenty minutes from the Fort Lauderdale-Hollywood International Airport and Port Everglades, one of the western hemisphere’s most accessible deep-water seaports for cargo, cruise and trade ships. Major economic influences in the area, include housing, job market, tourism/travel, construction, tax reform, weather events, and various other items.

There are approximately 2,000 registered businesses in the City that range from small local stores and service companies, to national and international corporate headquarters. It is home to some major employers including Global Response Corporation (1,500 employees), Northwest Medical Center (1,259 employees), JM Lexus (450 employees), Broward County Schools (403 employees), and Walmart (240 employees).

The local economy in Margate continues to show positive signs. Margate currently has a 2.3% homeowner vacancy rate and 6.2% rental vacancy rate. The City's total taxable assessed value provided by the Broward County Property Appraiser of \$3.3 billion for FY 2020 is an increase of 8% from FY 2019. According to the Broward County Property Appraiser, the average assessed value for single family homes in the City was \$161,158.

The following development projects are currently in construction, in development/permit review, or recently completed:

- A self-storage facility (NUVO Storage) of 107,430 square feet (sf) located at 750 South State Road 7 was completed in 2020.
- The Northwest Medical Center completed a new tower addition of 29,525 sf in 2020.
- Lennar Homes project on the south parcel of the Celebration Pointe development consisting of 160 townhomes with a cabana and pool was completed in 2020.
- Improvements at David Park located at 6199 NW 10 Street were completed.
- A new Culvers Restaurant of 4,443 sf located at 5510 W Copans Road was completed in September 2020.
- A design/build was approved for a new covered sports field at the City's Sports Complex, 1695 Banks Road. Dugouts and batting cages have been completed with the rest of the project expected to be completed in 2021.
- A new 32,000 sf medical office building located at 3251 N State Road 7 is currently under construction.
- A new 32,670 sf self-storage building at 5600 NW 31 Street is currently under review for modifications to architectural elevations, pedestrian elements, and landscaping with construction expected to begin in 2021.
- AutoNation has proposed a 10,534 sf expansion of its body shop at 5355 NW 24 Street. The first phase has been completed and the second phase is under Development Review Committee (DRC) review.
- Currently under DRC review is a proposed new construction of a 131,680 sf warehouse and distribution center to be located at the northwest corner of Copans Road and Banks Road. Construction is anticipated to begin in 2021.
- Fire Station 58, located at 600 N. Rock Island Road, was awarded in FY 2021 for complete demolition and redevelopment. Construction of the 8,904 sf facility is anticipated to begin in 2021.
- A new residential development of 15 townhouses is proposed for 508 Melaleuca Drive with construction anticipated in 2021.
- A 900 sf addition to the Lakewood Shopping Mall is currently under DRC review with construction expected to begin in 2021.
- A 220-unit apartment complex is proposed at the northwest corner of Coconut Creek Parkway and Banks Road; the project is currently being processed for a site plan, replat, and a plat note amendment.

The business community in the City of Margate continues to show signs of steady growth. The last of the vacant lots are being developed and there has been an increase in redeveloping existing commercial areas. Going forward, redevelopment will be the primary activity for growth. The Development Services Department has been tasked with analyzing the City's comprehensive plans to best attract a variety of new businesses to the City.

The CRA continues to move forward in implementing programs and projects contained in the Community Redevelopment Plan. The CRA completed several projects during the year including Margate Shopping Center (Ace Plaza) Improvements, Atlantic Boulevard Beautification, and Demolition Project (vacant building - 891 N State Road 7). The CRA also

has capital projects started or underway, but not completed in FY 2020 including construction of David Park Improvements, Chevy Chase Plaza Improvements, Sports Complex Covered Field and Concession Building, Winfield Boulevard Entryway Sign, Wayfinding Signage, and Business Incentive Grant (Culver's).

The CRA has a series of Business Incentive Grant and Commercial Property Improvement Grant Programs designed to encourage property owners to voluntarily upgrade the exteriors of their property. The programs are the Commercial Property Facade Improvement Grant and the Commercial Property Landscape Improvement Grant. In addition, the CRA has a Business Incentive Grant Program which is designed to help facilitate the establishment of new businesses and aid in the expansion or renovation of existing businesses. The CRA also approved in FY 2020, an Emergency Reimbursement Grant for businesses (up to \$2,000 each) located within the CRA. The grant reimbursed certain businesses meeting specific criteria for commercial rent/mortgage and/or utility payments during COVID-19.

### ***Long-term financial planning and relevant financial policies***

The Coronavirus Pandemic is projected to impact City revenues, as well as expenditures. Staff analysis led to the determination that State Shared Revenues (Sales Tax and Half Cent Sales Tax), Recreation Fees, Police Court Fees, and Ambulance Transport Fees will experience some of the largest impacts. Property taxes may also be impacted in future years. The potential increase to expenditures is expected to be absorbed into proposed budgets or handled with a budget amendment, as necessary, with an expected use of reserve funds to cover any deficits.

The City has implemented a comprehensive investment policy to set forth the investment objectives and the parameters for the management of public funds of the City. The policy is designed to safeguard the City's funds, ensure the availability of operating and capital funds when needed, and provide for an investment return competitive with comparable funds and financial market indices. The policy was established in accordance with Section 218.415, Florida Statutes which establishes investment plan guidelines for Florida local governments. The policy was approved on December 17, 2014 by resolution of the City Commission.

The investment policy permits investment of City monies in the Florida's State Board of Administration's (SBA) Florida PRIME Investment Pool, United States Government Securities, United States Government Agencies, United States Sponsored Agencies, Interest Bearing Time Deposit or Savings Accounts, Repurchase Agreements, Commercial Paper, Corporate Notes, Asset Backed Securities, Bankers' Acceptances, State and/or Local Government Taxable and/or Tax-Exempt Debt, Money Market Mutual Funds, and Intergovernmental Investment Pools.

All securities are purchased on a delivery-versus-payment basis which requires the City to have possession of the security before releasing funds. Investment securities are only purchased from Qualified Financial Institutions and investment institutions that are designated as Primary Securities Dealers by the Federal Reserve Bank of New York.

The City implemented Governmental Accounting Standards Board (GASB) *Statement No. 54 - Fund Balance Reporting and Governmental Fund Type Definitions* which enhances the usefulness of fund balance reporting by providing clearer fund balance classifications that can be more consistently applied and by clarifying the existing governmental fund type definitions. In the fund financial statements, governmental funds report fund classifications that comprise a hierarchy based primarily on the extent to which the City is bound to honor constraints on the specific purposes for which amounts in those funds can be spent. Fund balance is reported in five components: nonspendable, restricted, committed, assigned, and unassigned. Fund balances classified as nonspendable are not in spendable form or are legally/contractually required to be maintained intact. Restricted fund balances are constrained for specific purposes imposed by external parties, law, or specific legislation; while committed fund balances are amounts constrained for specific purposes imposed by formal action of the City Commission. Assigned fund balances represent amounts intended to be used for a specific purpose with no formal

constraints. Unassigned fund balance is the residual classification of the General Fund and represents the net resources available at the end of the fiscal year.

The City formally adopted by resolution a fund balance policy in September 2015. The policy defined the various components of fund balance and the City Commission delegated authority to the City Manager to assign fund balances as appropriate. The policy also set forth that where expenditures are to be made for a purpose for which amounts are available in multiple fund balance classifications, the order in which resources will be expended is as follows: restricted, committed, assigned, and lastly unassigned.

Additionally, in FY 2015, the City Commission committed \$1,060,302 of fund balance to be used for Citizen Project Initiatives which will remain committed until all monies are spent. In February 2017, the fund balance policy was amended to commit an additional \$20,030 from the Student Involvement fund balance and the Residents Projects fund balance. A separate investment account was also set up for these monies and any interest earned is added to committed fund balance. During FY 2019, the Commission passed a resolution to use some of the funds to pay for a weekly bulk trash pickup throughout the City. During FY 2020, the Commission passed a resolution to use committed fund balance monies to provide a sponsorship program for the registration, class, or session fees for children to participate in various recreation sports leagues for up to \$150 per child and not to exceed \$100,000. In addition, the Commission also passed a resolution to use committed funds to provide masks and hand sanitizer for senior citizen residents in the City to aid in the fight against COVID-19 in an amount not to exceed \$100,000. As of September 30, 2020, the remaining balance in committed fund balance was \$857,675.

The City is pursuing long-term economic growth through attracting new business, supporting and encouraging improvements to existing businesses, stimulating job growth, providing exceptional recreational and cultural opportunities, and building a positive image for the community where people can live, work, shop, and enjoy entertainment in one central location. In addition, the CRA has worked to carry out the CRA's goal of creating an active and walkable entertainment, recreation, and commercial district.

As of September 2020, the City's average unemployment rate was 8.0% which was higher than last year's rate of 2.9% primarily due to the COVID-19 pandemic. The City's unemployment rate was also above the County unemployment rates of 7.8% and the statewide unemployment rate of 7.2%. The positive economic climate in Margate has been impacted by the COVID-19 pandemic, but it is expected to turn-around once the COVID-19 vaccine is widely available. The City Commission/Administration continue working to have a well-planned City incorporating key components to ensure a positive quality of life for the residents, and an economically stimulating environment for businesses to prosper.

Tax reform legislation or Amendment 1, effective in October 2008, provided for an additional \$25,000 property tax exemption for homesteaded properties, portability of the Save Our Homes benefit, and a \$25,000 exemption on personal tangible property. Effective in November 2012, tax reform legislation or Amendment 2, provided that veterans disabled due to combat injury would receive a homestead property tax discount; Amendment 9, provided for the homestead property tax exemption for the surviving spouse of military veterans or first responders; and Amendment 11, provided for an additional homestead exemption to low-income seniors who maintain long-term residency. This legislation has impacted the City's current/future property tax revenues and is described in detail in notes to the financial statements beginning on page 40.

For fiscal year 2020, the City experienced an increase in municipal taxable property value of approximately \$211 million (7%). The City's total millage of 7.7666 in FY 2020 was higher than the FY 2019 (.7073 increase) total millage. This increase is reflective of a 0.2073 debt service millage for the voter approved parks bonds and 0.5000 increase to help fund dispatch services. The operating millage for FY 2020 of 7.1171 is an increase of 8.5% from FY 2019. The City continues to adjust to economic challenges, while managing resources effectively, to maintain a high quality of services that Margate's residents have come to expect and enjoy.

The City has an award winning Police Department and an ISO Class I Fire Department. Other recognitions and awards include Playful City, USA; Tree City, USA: the National Association of Town Watch's "National Night Out" Award; the Government Finance Officers Association (GFOA) Certificate of Achievement for Excellence in Financial Reporting; the GFOA's Distinguished Budget Presentation Award for FY 2020; and the 2019 Granicus Digital Efficiency Award. In addition, the City has earned the Better Buildings Goal Achiever Award from the Department of Energy for reducing the City's overall energy use intensity by 21.3%.

In 2019, the City was named the 37<sup>th</sup> Best City to Start a Small Business by Go.Verizon.com and the National Council for Home Safety and Security ranked the City as one of the top 50 Safest Cities in Florida.

### ***Major Initiatives and transitions***

General government initiatives include:

- Department Directors and City Commissioners continued developing a new Strategic Plan for FY 2020 to 2025.
- The City's first Dog Park opened in 2020 with many residents in attendance to celebrate this City Project completion. The two-acre park has separate fenced areas for small and large dogs, shade shelters, drinking fountains, and dog wash area.
- A Military Tribute Banner program was created to recognize and publicly honor local veterans and/or active service members in the United States Armed Forces or in memoriam of loved ones who served.
- The City launched the High School Graduate Banner Program to celebrate the Class of 2020.
- The Recycle Right educational campaign with mascot Willie the Wizard was developed.
- An outreach to City residents to complete the 2020 Census was completed.
- The City launched a new Public Record Request software (Just FOIA) to increase efficiency, save time, and provide better customer service.
- The City utilized Virtual Public Meetings to facilitate City business during COVID-19 by leveraging Communication Media Technology (CMT), such as Zoom and Facebook Live, to engage the public during this ever-changing environment.
- The 2019 General Obligation Bond proceeds were used to fund various projects throughout the year.
  - Southeast Park was ranked as the number one priority and renovations to the park were substantially completed in FY 2020. Improvements included conversion of two natural grass soccer fields to two artificial turf soccer fields and the installation of a new soccer-themed playground with Americans with Disabilities Act surfacing. Other improvements included bleachers, goals, and other park furnishings.
  - The conversion of existing sports field lighting systems to LED systems was completed at Southeast Park and the Margate Sports Complex providing increased photometric light levels with a smart control link to program the schedule remotely.
  - The design/build for Vinson Park was completed and construction started to include a new playground with shade and safety surfacing, new water feature, upgrades to existing concession building, replacement of batting cages and dugouts, and other general park improvements.



- Design for Oriole and Centennial Park renovations began in FY 2020 and construction is expected to begin in FY 2021.
- The City Manager's Office managed the ongoing coordination of the City's COVID-19 response as each department supported directives and did their part to continue running City operations during these uniquely challenging times while providing outstanding customer service.
- The City was awarded the GFOA Distinguished Budget Presentation Award for the third time for the FY 2020 Adopted Budget Book representing a major achievement for the City and the meeting of nationally recognized requirements for an effective budget presentation.
- The City began the implementation of a new electronic plan review system to allow customers to submit permit requests and schedule inspections at any time, as well as streamline the permitting process.
- A two-year desktop computer replacement program was completed. In addition, the City began updating/upgrading computer security, operating system, and Wi-Fi systems.
- An on-line recreation software platform was implemented to allow the public to conduct business with the City utilizing a web based program. Payments, reservations, and surveys may be completed using either a computer or a smart phone.
- The City completed a major capital improvement project for Firefighters Park, a grant match project.
- The City secured grant funds to expand the scope of two Parks and Recreation projects, Southgate Park and Blueway Trail Improvements. Construction of these projects began in FY 2020.
- The City introduced new strategies for enhancing services to job applicants and City staff. In addition, the City continued expanding applicant tracking system capabilities; streamlining review/approval process to increase efficiency to fill open positions; and re-designing onboarding processes.
- The Police Training and Transit Center used to host career development and in-service training for police officers had various modifications to the building including upgrade of audio/equipment, new classroom seating and desks, second bathroom addition, creation of a second floor defensive tactics room, and a new air conditioner.
- The City is modernizing Station Alerting for firefighters at Station 98. Construction of Fire Station 58 is expected to begin in FY 2021. In addition, the City continues to replace aging bunker gear for firefighters.
- The City Commission began the review of the recently updated Future Land Use Element of the City's Comprehensive Plan.
- The City worked diligently to complete CARES Act tasks/documentation to begin reimbursement process for eligible costs from federal, state, and county governments.
- The City continued to use electronic media to get important City news out to the public via Facebook, Twitter, and a smart phone app.

- Governmental capital projects completed or in process in FY 2020 consisted of the acquisition of six warehouse bays at a Banks Road property, Dog Park at Firefighters Park, Firefighters Park Improvements, Sports Field Lighting at the Margate Sports Complex and Southeast Park, Veterans' Memorial Park Restroom, and City Hall Elevators Renovation. Ongoing capital projects included the Southgate Park renovation, Southeast Park Improvements, Vinson Park Renovations, David Park Renovations, and the Sports Complex Project (Covered Field).
- Department of Environmental and Engineering Services (DEES) continued to replace various water mains and wastewater gravity/force mains throughout the City. In addition, DEES projects in FY 2020 included improvements for the Southgate Boulevard and Rock Island Force Main Project, Sludge Dewatering Belt Press Rehabilitation Project, and a Raw Water Well Rehabilitation Project. Ongoing capital projects include Water Main Improvements, Water Meter Installation/Replacement (Cycle 4), DEES Administration Building Roof Replacement, Water Treatment Plant and Wastewater Treatment Plant Brine Tank Replacement, and Water Main/Force Main Control Improvements.
- Over the past ten years, the City has used reserves to help balance the budget. Although the budget may use monies from fund balance/net position to balance the budget, savings are typically realized in areas, such as vacant position personnel related costs, contracts, consultants, fees, and other cost control resources.

### ***Awards and Acknowledgements***

The Government Finance Officers Association of the United States and Canada (GFOA) awarded a Certificate of Achievement for Excellence in Financial Reporting to the City of Margate, Florida for its comprehensive annual financial report for the fiscal year ended September 30, 2019. This was the thirty-second consecutive year that the City has received this prestigious award. In order to be awarded a Certificate of Achievement, a government must publish an easily readable and efficiently organized comprehensive annual financial report. This report must satisfy both generally accepted accounting principles and applicable legal requirements.

A Certificate of Achievement is valid for a period of one year only. We believe that our current comprehensive annual financial report continues to meet the Certificate of Achievement Program's requirements, and we are submitting it to the GFOA to determine its eligibility for another certificate.

The preparation of this report would not have been possible without the efficient and dedicated service of the entire staff of the Finance Department. Special recognition is given to Kelly Schwartz, Assistant Director of Finance, Charlotte Jackson, Controller, Jacqueline Chin-Kidd, Accounting Supervisor, Jackie Earll, Utility Accounting Manager, and Decia Smith-Burke, Budget Manager for their tremendous efforts and support. Sincere appreciation is also extended to the City's independent auditors for their guidance and patience in producing this report. In closing, due credit should be given to the Mayor and City Commissioners for their dedicated support/policy guidance for City operations.

Respectfully submitted,



Cale Curtis  
City Manager



Mary Beazley  
Director of Finance



Government Finance Officers Association

Certificate of  
Achievement  
for Excellence  
in Financial  
Reporting

Presented to

**City of Margate  
Florida**

For its Comprehensive Annual  
Financial Report  
For the Fiscal Year Ended

September 30, 2019

*Christopher P. Morrill*

Executive Director/CEO

**CITY OF MARGATE, FLORIDA**  
**LIST OF ELECTED AND APPOINTED OFFICIALS**  
**SEPTEMBER 30, 2020**

**ELECTED OFFICIALS**

**CITY COMMISSION**

<b>Mayor</b>	<b>Tommy Ruzzano</b>
<b>Vice Mayor</b>	<b>Arlene R. Schwartz</b>
<b>Commissioner</b>	<b>Antonio V. Arserio</b>
<b>Commissioner</b>	<b>Anthony N. Caggiano</b>
<b>Commissioner</b>	<b>Joanne Simone</b>

**APPOINTED OFFICIALS**

**CITY MANAGER**

**Cale Curtis**

**ASSISTANT CITY MANAGER**

**Larry Vignola**

**CITY ATTORNEY**

**Janette M. Smith, Esq.**

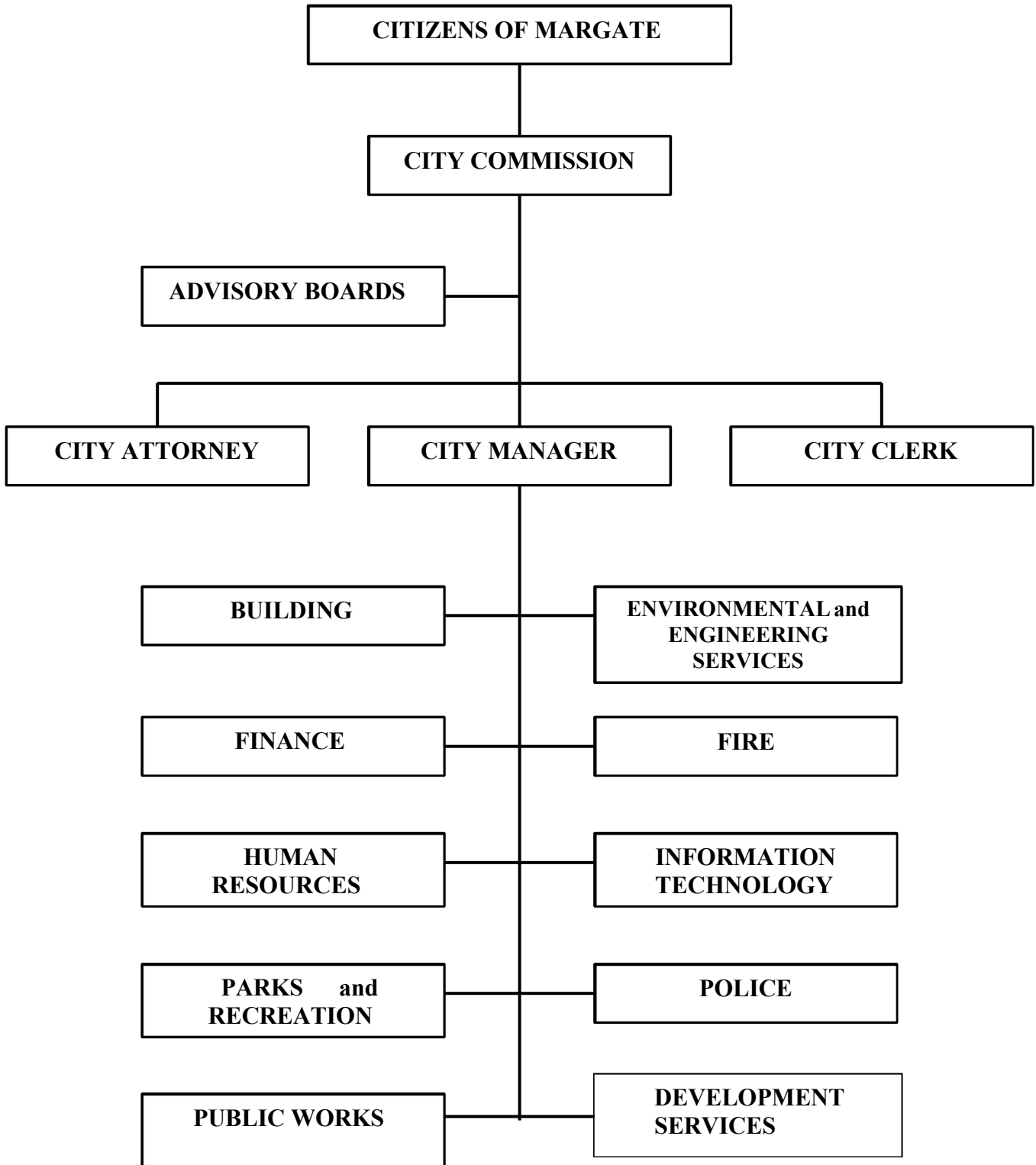
**CITY CLERK**

**Joseph J. Kavanagh**

**DEPARTMENT DIRECTORS**

<b>Building, Director</b>	<b>Richard R. Nixon</b>
<b>Development Services, Director</b>	<b>Elizabeth Taschereau</b>
<b>Environmental and Engineering Services, Director</b>	<b>Curt Keyser</b>
<b>Finance, Director</b>	<b>Mary Beazley</b>
<b>Fire, Chief</b>	<b>Roberto Lorenzo</b>
<b>Human Resources, Director</b>	<b>Laurie Meyer</b>
<b>Information Technology, Director</b>	<b>James Wilbur, CGCIO</b>
<b>Parks and Recreation, Director</b>	<b>Michael Jones, CPRP</b>
<b>Police, Chief</b>	<b>Jonathan Shaw</b>
<b>Public Works, Director</b>	<b>Mark E. Collins</b>
<b>Northwest Focal Point Senior Center, Director</b>	<b>Karin Diaz</b>
<b>CRA, Director</b>	<b>Cale Curtis</b>

**CITY OF MARGATE, FLORIDA**  
**ORGANIZATIONAL CHART**



This Page Intentionally Left Blank

# FINANCIAL SECTION

This Page Intentionally Left Blank



## INDEPENDENT AUDITOR'S REPORT

To the Honorable Mayor and  
Members of the City Commission  
City of Margate, Florida

### Report on the Financial Statements

We have audited the accompanying financial statements of the governmental activities, the business-type activities, each major fund, and the aggregate remaining fund information of the City of Margate, Florida (the "City"), as of and for the year ended September 30, 2020, and the related notes to the financial statements, which collectively comprise the City's basic financial statements as listed in the table of contents.

### Management's Responsibility for the Financial Statements

Management is responsible for the preparation and fair presentation of these financial statements in accordance with accounting principles generally accepted in the United States of America; this includes the design, implementation, and maintenance of internal control relevant to the preparation and fair presentation of financial statements that are free from material misstatement, whether due to fraud or error.

### Auditor's Responsibility

Our responsibility is to express opinions on these financial statements based on our audit. We conducted our audit in accordance with auditing standards generally accepted in the United States of America and the standards applicable to financial audits contained in *Government Auditing Standards*, issued by the Comptroller General of the United States. Those standards require that we plan and perform the audit to obtain reasonable assurance about whether the financial statements are free from material misstatement.

An audit involves performing procedures to obtain audit evidence about the amounts and disclosures in the financial statements. The procedures selected depend on the auditor's judgment, including the assessment of the risks of material misstatement of the financial statements, whether due to fraud or error. In making those risk assessments, the auditor considers internal control relevant to the entity's preparation and fair presentation of the financial statements in order to design audit procedures that are appropriate in the circumstances, but not for the purpose of expressing an opinion on the effectiveness of the entity's internal control. Accordingly, we express no such opinion. An audit also includes evaluating the appropriateness of accounting policies used and the reasonableness of significant accounting estimates made by management, as well as evaluating the overall presentation of the financial statements.

CPA's + Trusted Advisors

We believe that the audit evidence we have obtained is sufficient and appropriate to provide a basis for our audit opinions.

## **Opinions**

In our opinion, the financial statements referred to above present fairly, in all material respects, the respective financial position of the governmental activities, the business-type activities, each major fund, and the aggregate remaining fund information of the City of Margate, Florida, as of September 30, 2020, and the respective changes in financial position, and, where applicable, cash flows thereof for the year then ended in accordance with accounting principles generally accepted in the United States of America.

## **Other Matters**

### *Required Supplementary Information*

Accounting principles generally accepted in the United States of America require that the management's discussion and analysis and the schedules related to pensions and other post-employment benefits on pages 4 through 14 and 72 through 76, respectively, be presented to supplement the basic financial statements. Such information, although not a part of the basic financial statements, is required by the Governmental Accounting Standards Board, who considers it to be an essential part of financial reporting for placing the basic financial statements in an appropriate operational, economic, or historical context. We have applied certain limited procedures to the required supplementary information in accordance with auditing standards generally accepted in the United States of America, which consisted of inquiries of management about the methods of preparing the information and comparing the information for consistency with management's responses to our inquiries, the basic financial statements, and other knowledge we obtained during our audit of the basic financial statements. We do not express an opinion or provide any assurance on the information because the limited procedures do not provide us with sufficient evidence to express an opinion or provide any assurance.

### *Other Information*

Our audit was conducted for the purpose of forming opinions on the financial statements that collectively comprise the City's basic financial statements. The introductory section, combining and individual nonmajor fund financial statements, budgetary comparison schedules, and statistical section, are presented for purposes of additional analysis and are not a required part of the basic financial statements. The schedule of expenditures of federal awards and state financial assistance is presented for purposes of additional analysis as required by Title 2 U.S. *Code of Federal Regulations (CFR) Part 200, Uniform Administrative Requirements, Cost Principles, and Audit Requirements for Federal Awards* and Chapter 10.550, *Rules of the Florida Auditor General*, and is also not a required part of the basic financial statements.

The combining and individual nonmajor fund financial statements, budgetary comparison schedules and schedule of expenditures of federal awards and state financial assistance are the responsibility of management and were derived from and relate directly to the underlying accounting and other records used to prepare the basic financial statements. Such information has been subjected to the auditing procedures applied in the audit of the basic financial statements and certain additional procedures, including comparing and reconciling such information directly to the underlying accounting and other records used to prepare the basic financial statements or to the basic financial statements themselves, and other additional procedures in accordance with auditing standards generally accepted in the United States of America. In our opinion the combining and individual nonmajor fund financial statements, budgetary comparison schedules and schedule of expenditures of federal awards and state financial assistance are fairly stated, in all material respects in relation to the basic financial statements as a whole.

City of Margate, Florida

The introductory and statistical sections have not been subjected to the auditing procedures applied in the audit of the basic financial statements and, accordingly, we do not express an opinion or provide any assurance on them.

**Other Reporting Required by *Government Auditing Standards***

In accordance with *Government Auditing Standards*, we have also issued our report dated February 23, 2021, on our consideration of the City's internal control over financial reporting and on our tests of its compliance with certain provisions of laws, regulations, contracts, and grant agreements and other matters. The purpose of that report is to describe the scope of our testing of internal control over financial reporting and compliance and the results of that testing, and not to provide an opinion on internal control over financial reporting or on compliance. That report is an integral part of an audit performed in accordance with *Government Auditing Standards* in considering the City's internal control over financial reporting and compliance.

KEEFE McCULLOUGH

Fort Lauderdale, Florida  
February 23, 2021

This Page Intentionally Left Blank

# MANAGEMENT'S DISCUSSION AND ANALYSIS (MD&A)

This Page Intentionally Left Blank

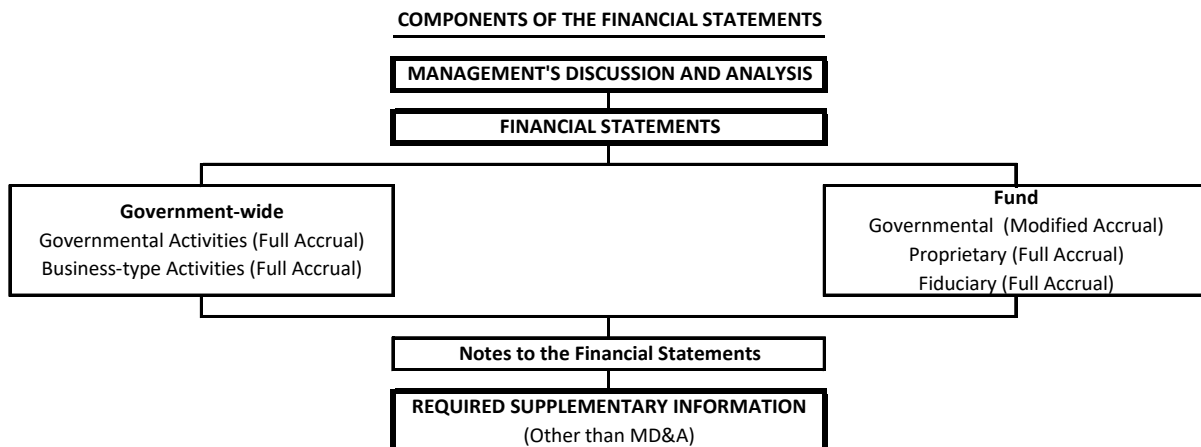
As management of the City of Margate, Florida (the City), we offer readers of the City’s financial statements this narrative overview and analysis of the financial activities of the City for the fiscal year ended September 30, 2020. Since the management’s discussion and analysis (MD&A) is designed to focus on the current year’s activities, resulting changes and currently known facts, it should be read in conjunction with the transmittal letter and the City’s financial statements.

**Financial Highlights**

- The assets and deferred outflows of resources of the City exceeded its liabilities and deferred inflows of resources at the close of fiscal year 2020 by \$ 167.7 million (*net position*). Of this amount, \$ 8.6 million (*unrestricted net position*) may be used to meet the City’s ongoing obligations to citizens and creditors in accordance with the City’s fund designation and fiscal policies.
- The City’s net position increased by approximately \$ 6.1 million in comparison to the prior year. The business-type activities’ net position increased by \$ 7.4 million, while the net position of governmental activities decreased by \$ 1.3 million.
- At the close of the current fiscal year, the City’s governmental funds reported combined ending fund balances of \$ 85.2 million, an increase of \$ 3.4 million in comparison with the prior year. Approximately 47.3% of this total amount, or \$40.3 million, is available for spending at the City’s discretion (*assigned and unassigned fund balances*).
- At the end of the current fiscal year, unassigned fund balance for the General Fund was \$ 12.3 million, or 18.8% of total General Fund expenditures.
- The City’s total debt (bonds and capital leases) decreased \$ 4.2 million, with debt for governmental activities decreasing by \$ 3.1 million, and debt for business-type activities decreasing by \$ 1.1 million.

**Overview of the Financial Statements**

This discussion and analysis are intended to serve as an introduction to the City’s basic financial statements. The basic financial statements are comprised of three components: 1) government-wide financial statements, 2) fund financial statements, and 3) notes to the financial statements. This report also contains other supplementary information in addition to the basic financial statements themselves.



**Government-wide Financial Statements:** The *government-wide financial statements* are designed to provide readers with a broad overview of the City of Margate's finances, in a manner similar to a private-sector business.

The *statement of net position* shows the total assets, liabilities, and deferred inflows/outflows of resources, with the difference reported as net position. Over time, increases or decreases in net position may serve as a useful indicator of the City's financial health. The *statement of activities* presents information showing how the City's net position changed during the most recent fiscal year. All changes in net position are reported as soon as the underlying event giving rise to the change occurs, *regardless of the timing of related cash flows*. Thus, revenues and expenses are reported for some items that will only result in cash flows in future fiscal periods, i.e., uncollected taxes, and earned but unused vacation leave. The *statement of activities* provides a breakdown of revenues and expenses by function. Those functions generally supported by taxes and intergovernmental revenues, such as general government, public safety, economic and physical environment, culture and recreation, and public works, are considered governmental activities. Those functions that are primarily funded through user fees and charges are identified as business-type activities. In Margate, the latter activities include Water and Wastewater and Stormwater Utility.

The government-wide statements include not only the City of Margate itself, (known as the primary government), but also blended component units, such as the Margate Community Redevelopment Agency (CRA) and the Northwest Focal Point Senior Center (Center). Financial information for these blended component units is reported in the financial information presented for the primary government itself. In addition, as required by amended Florida Statute 163.387(8), each community redevelopment agency meeting the specified \$ 100,000 threshold must provide for a separate audit, basic financial statements, notes to the financial statements, management's discussion and analysis, and other required supplementary information.

The government-wide financial statements can be found on pages 15-16 of this report.

**Fund Financial Statements:** A *fund* is a grouping of related accounts that is used to maintain control over resources that have been segregated for specific activities or objectives. The City categorizes funds into three basic fund types: governmental funds, proprietary funds, and fiduciary funds.

Governmental funds are used to account for essentially the same functions reported as governmental activities in the government-wide statements. However, unlike the government-wide financial statements, governmental fund financial statements focus on near-term inflows and outflows of spendable resources, as well as on balances of spendable resources available at the end of the fiscal year. Such information may be useful in evaluating a government's near-term financing requirements. Because the focus of governmental funds is narrower than that of the government-wide financial statements, it is useful to compare the information presented for governmental funds with similar information presented for governmental activities in the government-wide financial statements. By doing so, readers may better understand the long-term impact of the City's near-term financial decisions. Both the governmental fund balance sheet and the governmental fund statement of revenues, expenditures, and changes in fund balance provide reconciliations to facilitate this comparison between governmental funds and governmental activities.



The City maintains nineteen individual governmental funds. Information is presented separately in the governmental fund balance sheet and in the governmental fund statement of revenues, expenditures, and changes in fund balances for the General Fund, Margate Community Redevelopment Agency Trust Fund, Margate Community Redevelopment Agency Sinking Fund, Margate Community Redevelopment Agency Escrow Account Fund, Margate Community Redevelopment Agency Capital Improvement Fund, and Margate Community Redevelopment Agency Loan Proceeds Fund; these are considered to be major funds. All the other governmental funds are combined for presentation purposes as nonmajor funds. Individual fund data for each of these nonmajor governmental funds is provided in the form of combining statements elsewhere in this report.

The basic governmental fund financial statements can be found on pages 17 through 22 of this report.

*Proprietary Funds* are comprised of two different categories. Enterprise funds are the equivalent of business-type activities in the government-wide statements. These include the Water and Wastewater Fund and the Stormwater Utility Fund. The City maintains one Internal Service Fund, the General Insurance Fund, which provides support to City departments rather than providing services to the general public.

The basic proprietary fund financial statements can be found on pages 23 through 27 of this report.

*Fiduciary Funds* are used to account for resources held for the benefit of parties outside the government. The City has one fiduciary-type fund, the Performance Bond Agency Fund, which is presented on page 28 of this report.

**Notes to the Financial Statements** are integral to a complete understanding of both the government-wide and fund financial statements. The notes to the financial statements can be found on pages 29 through 67 of this report.

## **Other Information**

The combining statements referred to earlier in connection with nonmajor governmental funds are presented immediately following the notes to the financial statements. Combining and individual fund statements and schedules can be found beginning on page 77 of this report.

## **Government-wide Financial Analysis**

### **Summary of Net Position**

As noted earlier, net position may serve over time as a useful indicator of a government's financial position. Assets and deferred outflow of resources exceeded liabilities and deferred inflows of resources by \$ 167.7 million at the close of the most recent fiscal year.

**City of Margate, Florida**  
**Management's Discussion and Analysis**  
**September 30, 2020**

	<b>Net Position</b>					
	(in thousand dollars)					
	Governmental Activities		Business-type Activities		Total	
	2020	2019	2020	2019	2020	2019
Current and other assets	\$ 101,136	\$ 95,872	\$ 70,398	\$ 64,271	\$ 171,534	\$ 160,143
Capital assets	91,038	86,419	56,090	54,273	147,128	140,692
<b>Total assets</b>	<b>192,174</b>	<b>182,291</b>	<b>126,488</b>	<b>118,544</b>	<b>318,662</b>	<b>300,835</b>
Pension related deferred outflows	27,204	24,272	2,495	2,240	29,699	26,512
OPEB related deferred outflows	4,555	4,235	1,011	943	5,566	5,178
Deferred charges on refunding	-	-	-	38	-	38
<b>Total deferred outflows of resources</b>	<b>31,759</b>	<b>28,507</b>	<b>3,506</b>	<b>3,221</b>	<b>35,265</b>	<b>31,728</b>
Non-current liabilities	156,015	137,650	13,479	12,599	169,494	150,249
Other liabilities	6,705	5,902	3,946	3,511	10,651	9,413
<b>Total liabilities</b>	<b>162,720</b>	<b>143,552</b>	<b>17,425</b>	<b>16,110</b>	<b>180,145</b>	<b>159,662</b>
Pension related deferred inflows	1,532	5,808	165	537	1,697	6,345
OPEB related deferred inflows	3,611	4,074	790	888	4,401	4,962
<b>Total deferred inflows of resources</b>	<b>5,143</b>	<b>9,882</b>	<b>955</b>	<b>1,425</b>	<b>6,098</b>	<b>11,307</b>
<b>Net Position:</b>						
Net investment in capital assets	71,662	65,787	56,090	53,195	127,752	118,982
Restricted	30,819	26,490	500	500	31,319	26,990
Unrestricted (deficit)	(46,411)	(34,913)	55,024	50,535	8,613	15,622
<b>Total net position</b>	<b>\$ 56,070</b>	<b>\$ 57,364</b>	<b>\$ 111,614</b>	<b>\$ 104,230</b>	<b>\$ 167,684</b>	<b>\$ 161,594</b>

By far the largest portion of the City's net position (76.2%) reflects its investment in capital assets (for example, land, intangibles, improvements other than buildings, buildings, infrastructure, equipment and construction in progress), less any related debt used to acquire those assets that are still outstanding. The City uses these capital assets to provide services to citizens; consequently, these assets are not available for future spending. Although the City's investment in its capital assets is reported net of related debt, the resources needed to repay this debt must be provided from other sources, since the capital assets themselves cannot be used to liquidate these liabilities. The City's net investment in capital assets increased by \$ 8.8 million during the year which is primarily due to additions to infrastructure in business-type activities, improvements other than buildings in governmental activities, as well as construction in progress in both governmental and business-type activities.

An additional portion of the City's net position (18.7%) represents resources that are subject to external restrictions on how they may be used. The remaining balance of \$ 8.6 million (5.1%) is unrestricted and may be used to meet the City's ongoing obligations to citizens and creditors in accordance with its financial policies and strategies.

At the end of the current fiscal year, the City is able to report positive balances in all three categories of net position for the business-type activities and positive balances in two of the three categories of net position (net investment in capital assets and restricted) for the governmental activities.

The City's overall net position increased approximately \$ 6.1 million, from the prior fiscal year primarily as a result of a decrease in OPEB related deferred inflows in both governmental and business-type activities. In addition, direct operations in the business-type activities increased net position.

**City of Margate, Florida  
Management's Discussion and Analysis  
September 30, 2020**

**Changes in Net Position**

The following schedule is a summary of the City's operations for fiscal year 2020 with comparative information for fiscal year 2019:

	<b>Changes in Net Position</b> (in thousand dollars)					
	Governmental Activities		Business-type Activities		Total	
	2020	2019	2020	2019	2020	2019
Revenues:						
Program revenues:						
Charges for services	\$ 27,257	\$ 26,936	\$ 28,061	\$ 27,457	\$ 55,318	\$ 54,393
Operating grants and contributions	2,140	2,783	177	-	2,317	2,783
Capital grants and contributions	1,000	200	608	752	1,608	952
General revenues:						
Ad valorem taxes	24,591	21,039	-	-	24,591	21,039
Tax incremental revenues	7,187	6,363	-	-	7,187	6,363
Other taxes	17,499	18,405	-	-	17,499	18,405
Intergovernmental	209	226	-	-	209	226
Investment income	1,880	2,508	1,746	1,977	3,626	4,485
Other	2,978	3,071	71	16	3,049	3,087
Total revenues	<u>84,741</u>	<u>81,531</u>	<u>30,663</u>	<u>30,202</u>	<u>115,404</u>	<u>111,733</u>
Expenses:						
Program Expenses:						
General government	18,652	17,376	-	-	18,652	17,376
Public safety	54,520	50,010	-	-	54,520	50,010
Economic and physical environment	1,997	2,727	-	-	1,997	2,727
Culture and recreation	6,089	5,771	-	-	6,089	5,771
Public works	5,594	7,445	-	-	5,594	7,445
Debt service	1,088	1,027	-	-	1,088	1,027
Water and wastewater utility	-	-	19,293	19,200	19,293	19,200
Stormwater utility	-	-	2,081	2,071	2,081	2,071
Total expenses	<u>87,940</u>	<u>84,356</u>	<u>21,374</u>	<u>21,271</u>	<u>109,314</u>	<u>105,627</u>
Increase (decrease) in net position before transfers	(3,199)	(2,825)	9,289	8,931	6,090	6,106
Transfers	1,905	1,852	(1,905)	(1,852)	-	-
Increase (decrease) in net position	(1,294)	(973)	7,384	7,079	6,090	6,106
Net position, October 1	57,364	58,337	104,230	97,151	161,594	155,488
Net position, September 30	<u>\$ 56,070</u>	<u>\$ 57,364</u>	<u>\$ 111,614</u>	<u>\$ 104,230</u>	<u>\$ 167,684</u>	<u>\$ 161,594</u>

**Revenues:** For fiscal year ended September 30, 2020, revenues from governmental activities totaled \$ 84.7 million. This was an increase of approximately \$ 3.2 million, or 3.9%, from the prior fiscal year. Additional details on the components of this change will be discussed below.

Governmental activities tax incremental revenues increased by approximately \$ 824,000, or 13.0%. This is the tax revenue that the CRA collects from the City, Broward County and the North Broward Hospital District. These taxes are based on the incremental increase of the real property value, are dedicated to the redevelopment of the designated CRA area and cannot be used for general governmental purposes.

The City's taxable value increased 8.0% from fiscal year 2019. The net increase in ad valorem taxes was approximately \$ 3.6 million or 16.9%.

Other changes in governmental activities resulted from the following:

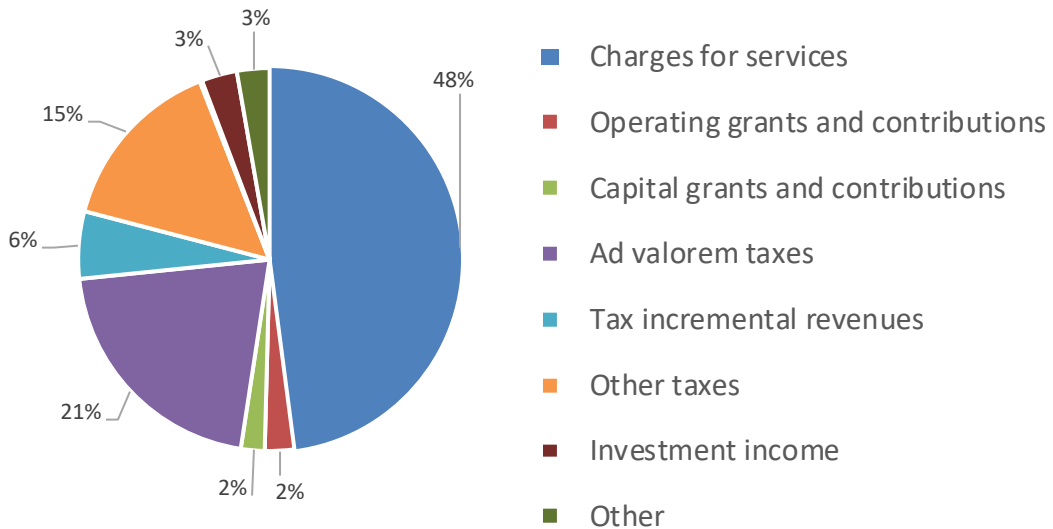
- Charges for services experienced an increase of approximately \$ 321,000 (1.2%) over fiscal year 2019 due primarily to an increase in the interlocal agreement fee from the City of Coconut Creek for fire rescue services.

- Other taxes of the governmental activities, which include gas taxes, utility services taxes, franchise taxes and other taxes decreased by approximately \$ 906,000 or 4.9%. These taxes are tied to usage by the public, so the decrease is linked to effects of the COVID-19 pandemic.
- Intergovernmental revenues decreased slightly by 17,000.
- Investment income decreased by \$ 628,000 (25.0%) primarily as a result of the effects of the COVID-19 pandemic on interest rates.
- Other revenues decreased by \$ 93,000 (3.0%) for the City.
- Capital grants and contributions increased by approximately \$800,000 due primarily to a one-time award from a State of Florida grant for the purchase of the Fire Administration offices.
- Operating grants and contributions decreased by approximately \$ 643,000, a 23.1% decrease from the previous year. This was largely due to reimbursement revenues resulting from Hurricane Irma recorded in FY 2019.

For fiscal year ended September 30, 2020, revenues from business-type activities totaled \$ 30.7 million. This was an increase of \$ 461,000, or 1.5 % from the prior fiscal year. Additional details on the components of this change will be discussed below.

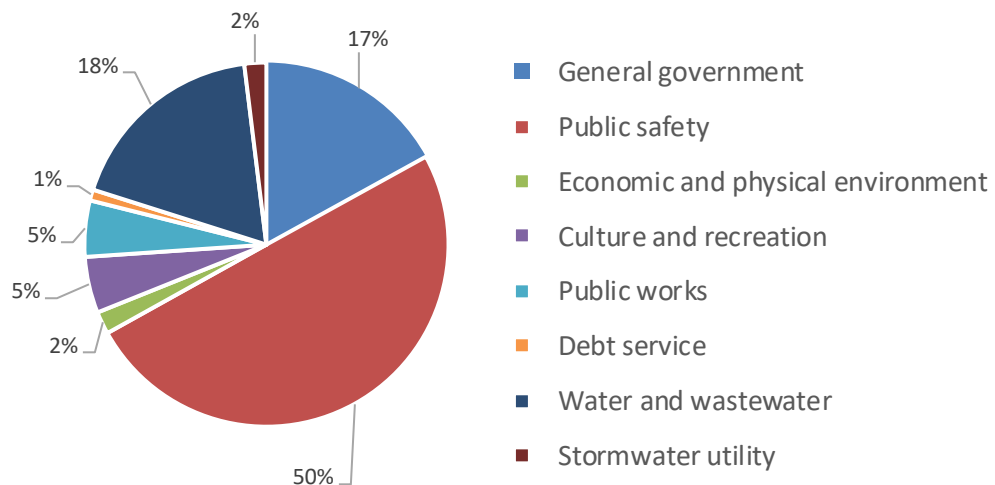
- Business-type charges for services increased slightly by \$ 604,000 to approximately \$ 28.1 million. This 2.2% increase is due to rate increases and increased consumption.
- Capital grants and contributions decreased slightly by approximately \$ 144,000 in fiscal year 2020 mainly due to a 2019 capital grant for sewer pipe re-lining received in that same year. In addition, operating grants increased by \$ 177,000 due to reimbursement received related to Hurricane Irma.
- Investment income decreased by \$ 231,000 (11.7%) due to reduced investment rates during the COVID-19 pandemic.
- Other revenues increased by \$ 55,000 for the City.

**Sources of Revenue: Government-wide for Fiscal Year 2020**



**Expenses:** For fiscal year ended September 30, 2020, expenses for governmental activities totaled \$ 87.9 million, which was an increase of approximately \$ 3.6 million from prior year expenses. For the fiscal year ended September 30, 2020, expenses for business-type activities totaled approximately \$ 21.4 million or an increase of \$ 103,000 from prior year expenses. This was due primarily from the increased costs of the pension plan and personnel expenses.

**Functional Expenses: Government-wide for Fiscal Year 2020**



## Financial Analysis of the City's Funds

The City uses fund accounting to help ensure and demonstrate compliance with finance-related legal requirements.

**Governmental Funds:** The focus of the City's Governmental Funds is to provide information on near-term inflows and balances of spendable resources. Such information is useful in assessing the City's financing requirements. In particular, unassigned fund balance may serve as a useful measure of a government's net resources available for spending at the end of the fiscal year. Overall, governmental funds ended the year with \$ 85.2 million in fund balance, including \$ 12.3 million in unassigned fund balance.

The *General Fund* is the main operating fund of the City. At the end of the current fiscal year, fund balance totaled \$ 32.6 million of which approximately \$ 227,000 is nonspendable, \$ 33,000 is restricted, \$ 858,000 is committed, \$ 19.2 million is assigned for future obligations, and \$ 12.3 million is unassigned. As a measure of the General Fund's liquidity, it may be useful to compare both unassigned fund balance and total fund balance to total expenditures. Unassigned fund balance (\$ 12.3 million) represents 18.8% of total General Fund expenditures, while total fund balance represents 49.7% of that same amount. In addition, assigned fund balance for subsequent year appropriation contains \$ 1.6 million collected from ad valorem revenues due to an increase in the operating millage and has been assigned/budgeted in FY 2021 for a communication system.

The fund balance of the City's General Fund increased by approximately \$ 199,000. The increase included additional property taxes resulting from higher taxable assessed values in the City, increased operating millage, FEMA/State reimbursement related to Hurricane Irma, increased cost allocation from the Water and Wastewater Fund, and additional amounts received from charges for services. Total expenditures decreased in the General Fund due to vacant positions and decreased costs in Culture and Recreation events which were not held due to the COVID-19 pandemic.

The following Margate Community Redevelopment Agency (CRA) funds were reported as major funds: Trust Fund, Sinking Fund, Escrow Account Fund, Capital Improvement Fund, and Loan Proceeds Fund. The Trust Fund had a zero fund balance at the end of the current fiscal year end. This was the result of a transfer of monies to the CRA Capital Improvement Fund at year end as required by Florida Statutes. The Sinking Fund had an ending fund balance of \$ 10,000 while the Escrow Account Fund had an ending fund balance of \$ 993,000 which may both be used to pay debt service. The CRA Capital Improvement Fund had a total fund balance of \$ 14.5 million at the end of the current fiscal year, all of which is restricted for future redevelopment projects. The increase of \$ 1.8 million in the fund balance of the Capital Improvement Fund was due to transfers from the Trust Fund for on-going capital projects. The CRA Loan Proceeds Fund had a \$ 5.4 million fund balance at fiscal year-end, all of which is restricted for future development projects. The fund balance of the CRA Loan Proceeds Fund increased by \$ 489,000 during the year primarily due to a sale of a property.

**Proprietary Funds:** The City's proprietary funds are presented in more detail in the fund statements but represent the same activities reflected in the business-type activities. Proprietary funds also include internal service funds. The City's proprietary funds provide the same type of information found in the government-wide financial statements but in more detail.

The unrestricted net position of the Water and Wastewater Fund at the end of the year amounted to \$ 53.4 million and \$ 1.7 million in the Stormwater Utility Fund. The Water and Wastewater Fund experienced a \$ 6.4 million increase in net position and the Stormwater Utility Fund reported a \$ 981,000 increase in net position.

**City of Margate, Florida  
Management's Discussion and Analysis  
September 30, 2020**

---

At the end of fiscal year 2020 the City's self-insurance fund, the General Insurance Fund, had assets of \$ 8.7 million and liabilities of approximately \$ 4.6 million of which approximately \$ 4.4 million represented estimated claims payable. Ending net position was \$ 4.2 million. This is a decrease of \$ 455,000 from the prior year mainly due to an increase in estimated claims payable.

**Original budget compared to final budget.**

During the year, there were several significant amendments (\$ 3.4 million) increasing the expenditures budget. These resulted primarily from a transfer (\$ 881,000 - remaining restricted Building fund balance) to the new Special Revenue Building Fund, transfer to the General Capital Projects Fund of \$ 948,000 to purchase Fire Administration offices, City computer server (\$ 100,000) upgrade, recycling disposal (\$ 303,000), and Citizen Project initiatives (\$ 124,000) for COVID-related masks/sanitizer and resident children sports league sponsorships. Monies utilized to fund the expenditures were from the appropriate fund balance reserves.

**General Fund Budgetary Highlights**

**Final budget compared to actual results.** General Fund revenues in total exceeded the final budget in four of the major revenue categories. The final budget to actual revenues resulted in an increase of approximately \$ 807,000. This was primarily due to increases in intergovernmental (\$ 626,000) primarily from Hurricane Irma reimbursement; investment income (\$ 973,000); and utility service taxes (\$ 182,000).

Total General Fund expenditures were less than final budgeted by approximately \$ 6.0 million. The majority of this favorable budget was recognized in the various operating cost line item expenditures throughout the General Fund due mainly from vacant budgeted positions, COVID-19 pandemic reduced expenditures of certain functions/operations, cost control measures, purchase orders encumbered to be expended in the following fiscal year, and dispatch expenditures were not incurred.

	Original Budget	Final Budget	Actual Amounts
Revenues:			
Property taxes	\$ 22,510,000	\$ 22,510,000	\$ 22,534,356
Permits, fees, and other taxes	11,142,755	11,142,755	11,256,894
Intergovernmental	6,311,818	6,311,818	6,937,423
Charges for services	23,915,717	23,915,717	23,602,596
Other	2,598,742	2,600,092	2,956,000
Total revenues	<u>66,479,032</u>	<u>66,480,382</u>	<u>67,287,269</u>
Total expenditures	<u>70,151,197</u>	<u>71,546,265</u>	<u>65,580,540</u>
Excess (deficiency) of revenues over (under) expenditures	<u>(3,672,165)</u>	<u>(5,065,883)</u>	<u>1,706,729</u>
Other financing sources (uses):			
Transfers in	1,905,355	1,905,355	1,905,355
Transfers out	(1,451,702)	(3,412,716)	(3,412,716)
Total other financing sources (uses)	<u>453,653</u>	<u>(1,507,361)</u>	<u>(1,507,361)</u>
Net change in fund balances	<u>\$ (3,218,512)</u>	<u>\$ (6,573,244)</u>	<u>\$ 199,368</u>

**Capital Assets:** The City's capital assets for its governmental and business-type activities as of September 30, 2020, amount to \$ 147 million (net of accumulated depreciation). This investment in capital assets includes land, buildings, infrastructure, improvements other than buildings, machinery and equipment, intangibles, and construction in progress.

**City of Margate, Florida**  
**Management's Discussion and Analysis**  
**September 30, 2020**

**Capital Assets (net of accumulated depreciation)**  
(in thousand dollars)

	Governmental Activities		Business-type Activities		Total	
	2020	2019	2020	2019	2020	2019
Land	\$ 28,952	\$ 28,908	\$ -	\$ -	\$ 28,952	\$ 28,908
Intangibles	5,377	3,623	-	-	5,377	3,623
Construction in progress	4,686	3,288	12,333	10,438	17,019	13,726
Infrastructure	30,173	32,264	39,205	39,041	69,378	71,305
Buildings	9,423	9,591	3,097	3,419	12,520	13,010
Machinery and equipment	5,959	5,765	1,455	1,374	7,414	7,139
Improvements other than buildings	6,468	2,980	-	-	6,468	2,980
<b>Total</b>	<b>\$ 91,038</b>	<b>\$ 86,419</b>	<b>\$ 56,090</b>	<b>\$ 54,272</b>	<b>\$ 147,128</b>	<b>\$ 140,691</b>

In the governmental funds, major additions included the acquisition of six bays in a warehouse located off Banks Road and the construction of a Dog Park at the existing Firefighters Park. Improvements included Sports Field Lighting at the Margate Sports Complex and Southeast Park, as well as improvements to Firefighters Park, Veterans Park Marina Parking Lot, and City Hall elevators. Equipment additions also included the purchase of sports utility vehicles, automobiles, motorcycle, lift truck, pick-up trucks, ambulances, computer server, take-home laptops, and a new phone system (City Hall).

CRA additions included renovations to the CRA offices, improvements to Ace Hardware Plaza, Atlantic Boulevard Streetscape and Copans Road Median, as well as on-going construction in progress at David Park, Sports Complex, and Winfield Boulevard improvements.

Business-type additions included improvements to the Southgate Boulevard and Rock Island Road Force Main project, Sludge Dewatering Belt Press Rehabilitation project, and Raw Water Well Rehabilitation project. In addition, major equipment purchases included a truck, work boat, construction wheel loader machine, and brine tanks.

Additional information on the City's capital assets can be found in Note 6 on pages 46 through 48 of this report.

**Debt Administration:** At the end of the fiscal year, the City had \$ 29.7 million in general obligation bonds (including \$ 4.2 million in bond premium), and \$ 2.3 million in community redevelopment bonds, as well as \$ 396,000 outstanding in capital leases for a total outstanding debt of \$ 32.4 million.

**Outstanding Debt**  
(in thousand dollars)

	Governmental Activities		Business-type Activities		Total	
	2020	2019	2020	2019	2020	2019
General obligation bonds	\$ 25,530	\$ 26,370	\$ -	\$ -	\$ 25,530	\$ 26,370
Premium on general obligation bonds	4,197	4,442	-	-	4,197	4,442
Community redevelopment bonds	2,264	4,044	-	-	2,264	4,044
Water and sewer revenue bonds	-	-	-	1,115	-	1,115
Capital leases	396	620	-	-	396	620
<b>Total</b>	<b>\$ 32,387</b>	<b>\$ 35,476</b>	<b>\$ -</b>	<b>\$ 1,115</b>	<b>\$ 32,387</b>	<b>\$ 36,591</b>

More detailed information about the City's long-term liabilities is presented in Note 7 beginning on page 48 of this report.



### **Economic Factors and Next Year's Budgets and Rates**

The following factors affected the development of the Fiscal Year 2020/2021 budget. The local economy continued to show positive signs; however, the COVID-19 pandemic affected the budget development. Property taxes, which are 32.5% of the total General Fund revenue budget, are budgeted for no increase in the operating millage rate which remains at 7.1171, generating \$ 24 million, an increase of \$ 1.5 million higher than fiscal year 2020 amended budget due mainly to increased property values. The debt service millage reflects a decrease of 4.3% from .6495 to .6212 due to a decrease in the debt service payments for the outstanding General Obligation Refunding Bonds, Series 2016 and the General Obligation Bonds, Series 2019. The property taxes associated with the debt service millage are recorded in the respective debt service funds.

The City monitors Florida Legislature initiatives that may impact the City, such as changes to communications and sales taxes. Staff analysis led to the determination that State Shared Revenues (Sales Tax, Half Cent Sales Tax), Recreation Fees, Police Court Fees, and Ambulance Transport Fees will see some of the largest impacts due to the COVID-19 pandemic and the projected revenues for the FY 2021 budget were adjusted accordingly.

Water and wastewater rates increased beginning October 1, 2015 and will continue to increase through FY 2021 based on the consumer price index stated in the rate ordinances. Stormwater rates increased beginning January 2020 and will continue to have a 5% increase annually each fiscal year beginning with October 1, 2020.

### **Requests for Information**

This financial report is designed to provide a general overview of the City of Margate's finances for all those with an interest in the City's finances. Questions concerning any of the information provided in this report or requests for additional financial information should be addressed to the Director of Finance, City of Margate, 5790 Margate Boulevard, Margate, Florida 33063.

This Page Intentionally Left Blank

**BASIC  
FINANCIAL STATEMENTS**

This Page Intentionally Left Blank

**City of Margate, Florida**  
**Statement of Net Position**  
**September 30, 2020**

	Primary Government		Total
	Governmental Activities	Business-type Activities	
<b>Assets:</b>			
Cash, cash equivalents, and investments	\$ 97,809,731	\$ 63,996,536	\$ 161,806,267
Accounts receivable - net	3,030,613	3,779,052	6,809,665
Prepayments and other assets	295,727	-	295,727
Inventories	-	884,170	884,170
Restricted cash, cash equivalents, and investments	-	1,738,448	1,738,448
Capital assets:			
Land	28,952,497	-	28,952,497
Intangibles	5,376,891	-	5,376,891
Construction in progress	4,685,819	12,333,357	17,019,176
Infrastructure	90,460,264	103,940,263	194,400,527
Buildings	16,657,998	27,393,490	44,051,488
Machinery and equipment	20,993,028	7,223,908	28,216,936
Improvements other than buildings	13,103,081	-	13,103,081
Total capital assets	180,229,578	150,891,018	331,120,596
Less: accumulated depreciation	(89,191,044)	(94,800,795)	(183,991,839)
Total capital assets, net	91,038,534	56,090,223	147,128,757
Total assets	192,174,605	126,488,429	318,663,034
<b>Deferred Outflows of Resources:</b>			
Deferred outflows related to pensions	27,204,056	2,494,955	29,699,011
Deferred outflows related to OPEB	4,554,647	1,010,738	5,565,385
Total deferred outflows of resources	31,758,703	3,505,693	35,264,396
<b>Liabilities:</b>			
Current liabilities:			
Accounts payable and accrued liabilities	6,099,974	2,202,053	8,302,027
Deposits	51,479	1,744,143	1,795,622
Accrued interest payable	308,582	-	308,582
Unearned revenue	245,492	-	245,492
Noncurrent liabilities:			
Due within one year:			
Claims and judgements	971,428	-	971,428
Bonds and loans payable	2,787,827	-	2,787,827
Compensated absences	1,094,254	201,633	1,295,887
Leases payable	195,446	-	195,446
Due in more than a year:			
Other post employment benefits (OPEB) liability	15,776,477	3,376,265	19,152,742
Claims and judgements	3,404,248	-	3,404,248
Bonds and loans payable	29,203,188	-	29,203,188
Compensated absences	10,906,231	1,856,417	12,762,648
Leases payable	200,874	-	200,874
Net pension liability	91,474,954	8,044,031	99,518,985
Total liabilities	162,720,454	17,424,542	180,144,996
<b>Deferred Inflows of Resources:</b>			
Deferred inflows related to pensions	1,531,774	165,245	1,697,019
Deferred inflows related to OPEB	3,610,923	790,158	4,401,081
Total deferred inflows of resources	5,142,697	955,403	6,098,100
<b>Net Position:</b>			
Net investment in capital assets	71,662,265	56,090,223	127,752,488
Restricted for:			
Renewal and replacement	-	500,000	500,000
Debt service	1,079,040	-	1,079,040
Culture and recreation	943,088	-	943,088
Physical and economic redevelopment	460,174	-	460,174
Public safety	6,016,897	-	6,016,897
Highway and streets	7,771,815	-	7,771,815
Community redevelopment	14,547,812	-	14,547,812
Unrestricted (deficit)	(46,410,934)	55,023,954	8,613,020
Total net position	\$ 56,070,157	\$ 111,614,177	\$ 167,684,334

The accompanying notes to financial statements are an integral part of these statements.

**City of Margate, Florida**  
**Statement of Activities**  
**For the Year Ended September 30, 2020**

Functions/Programs	Expenses	Program Revenues			Net (Expenses) Revenues and Changes in Net Position Primary Government		
		Charges for Services	Operating Grants and Contributions	Capital Grants and Contributions	Governmental Activities	Business-type Activities	Total
<b>Primary Government:</b>							
Governmental activities:							
General government	\$ 18,651,598	\$ 2,101,684	\$ 58,531	\$ -	\$ (16,491,383)	\$ -	\$ (16,491,383)
Public safety	54,520,281	24,416,207	1,053,607	1,000,000	(28,050,467)	-	(28,050,467)
Economic and physical environment	1,997,008	469,784	74,902	-	(1,452,322)	-	(1,452,322)
Culture and recreation	6,089,205	115,464	952,674	-	(5,021,067)	-	(5,021,067)
Public works	5,594,085	153,479	-	-	(5,440,606)	-	(5,440,606)
Interest expense	1,088,437	-	-	-	(1,088,437)	-	(1,088,437)
Total governmental activities	<u>87,940,614</u>	<u>27,256,618</u>	<u>2,139,714</u>	<u>1,000,000</u>	<u>(57,544,282)</u>	<u>-</u>	<u>(57,544,282)</u>
Business-type activities:							
Water and wastewater	19,292,589	25,049,915	169,988	608,478	-	6,535,792	6,535,792
Stormwater utility	2,080,996	3,010,498	6,534	-	-	936,036	936,036
Total business-type activities	<u>21,373,585</u>	<u>28,060,413</u>	<u>176,522</u>	<u>608,478</u>	<u>-</u>	<u>7,471,828</u>	<u>7,471,828</u>
Total primary government	<u>\$ 109,314,199</u>	<u>\$ 55,317,031</u>	<u>\$ 2,316,236</u>	<u>\$ 1,608,478</u>	<u>(57,544,282)</u>	<u>7,471,828</u>	<u>(50,072,454)</u>
General revenues:							
Taxes:							
Property					24,590,658	-	24,590,658
Franchise					4,238,113	-	4,238,113
Utility service					6,543,809	-	6,543,809
Sales					5,285,263	-	5,285,263
Gas					1,432,069	-	1,432,069
Tax incremental revenue					7,187,259	-	7,187,259
Intergovernmental not restricted to specific program					209,345	-	209,345
Investment income					1,880,591	1,745,754	3,626,345
Miscellaneous					3,016,000	-	3,016,000
Gain (loss) on disposal of capital assets					(37,589)	71,326	33,737
Transfers					1,905,355	(1,905,355)	-
Total general revenues and transfers					<u>56,250,873</u>	<u>(88,275)</u>	<u>56,162,598</u>
Change in net position					(1,293,409)	7,383,553	6,090,144
Net position, beginning					<u>57,363,566</u>	<u>104,230,624</u>	<u>161,594,190</u>
Net position, ending					<u>\$ 56,070,157</u>	<u>\$ 111,614,177</u>	<u>\$ 167,684,334</u>

The accompanying notes to financial statements are an integral part of these statements.

This Page Intentionally Left Blank

**City of Margate, Florida**  
**Balance Sheet - Governmental Funds**  
**September 30, 2020**

**Major Governmental Funds**

	<u>General Fund</u>	<u>Margate Community Redevelopment Agency Trust Fund</u>	<u>Margate Community Redevelopment Agency Sinking Fund</u>
<b>Assets:</b>			
Cash, cash equivalents, and investments	\$ 35,646,886	\$ 172,548	\$ 10,149
Accounts receivable, net	2,470,457	9,864	-
Prepayments and other assets	227,482	-	-
	<u>38,344,825</u>	<u>182,412</u>	<u>10,149</u>
Total assets	\$ 38,344,825	\$ 182,412	\$ 10,149
<b>Liabilities:</b>			
Accounts payable and accrued liabilities	\$ 4,797,552	\$ 74,340	\$ -
Tenant deposits	-	51,479	-
Unearned revenue	188,899	56,593	-
	<u>4,986,451</u>	<u>182,412</u>	<u>-</u>
Total liabilities	4,986,451	182,412	-
<b>Deferred Inflows of Resources:</b>			
Unavailable revenues	751,303	-	-
	<u>751,303</u>	<u>-</u>	<u>-</u>
<b>Fund Balances:</b>			
Nonspendable:			
Prepayments and other assets	227,482	-	-
Restricted for:			
Public safety	-	-	-
Transportation	-	-	-
Building	-	-	-
Culture and recreation	-	-	-
Debt service	-	-	10,149
Economic development	-	-	-
Tree preservation	32,908	-	-
Redevelopment projects	-	-	-
Streetlights	-	-	-
Utilities	-	-	-
Capital projects	-	-	-
Committed for:			
Citizen project initiatives	857,675	-	-
Assigned for:			
Subsequent year appropriation	6,117,438	-	-
Health insurance	750,000	-	-
Other insurance	200,000	-	-
Future employee payouts	1,200,000	-	-
Capital projects - parks and recreation	1,250,000	-	-
Technology	1,450,000	-	-
Capital projects	3,410,000	-	-
Emergency preparedness	2,750,000	-	-
Vehicle replacement	650,442	-	-
Recreation department expansion	300,000	-	-
Public safety	1,000,000	-	-
Other	87,159	-	-
Unassigned	12,323,967	-	-
	<u>32,607,071</u>	<u>-</u>	<u>10,149</u>
Total fund balances	32,607,071	-	10,149
Total liabilities and fund balances	\$ 38,344,825	\$ 182,412	\$ 10,149



<b>Margate Community Redevelopment Agency Escrow Account Fund</b>	<b>Margate Community Redevelopment Agency Capital Improvement Fund</b>	<b>Margate Community Redevelopment Agency Loan Proceeds Fund</b>	<b>Nonmajor Governmental Funds</b>	<b>Total Governmental Funds</b>
\$ 992,738	\$ 14,811,267	\$ 5,430,703	\$ 32,007,641	\$ 89,071,932
-	18	-	548,604	3,028,943
-	-	-	68,245	295,727
<u>\$ 992,738</u>	<u>\$ 14,811,285</u>	<u>\$ 5,430,703</u>	<u>\$ 32,624,490</u>	<u>\$ 92,396,602</u>
\$ -	\$ 262,353	\$ 1,120	\$ 760,081	\$ 5,895,446
-	-	-	-	51,479
-	-	-	-	245,492
<u>-</u>	<u>262,353</u>	<u>1,120</u>	<u>760,081</u>	<u>6,192,417</u>
<u>-</u>	<u>-</u>	<u>-</u>	<u>277,733</u>	<u>1,029,036</u>
-	-	-	68,245	295,727
-	-	-	3,407,026	3,407,026
-	-	-	7,409,351	7,409,351
-	-	-	2,609,871	2,609,871
-	-	-	910,180	910,180
992,738	-	-	76,153	1,079,040
-	-	-	398,601	398,601
-	-	-	-	32,908
-	14,548,932	5,429,583	-	19,978,515
-	-	-	362,464	362,464
-	-	-	61,573	61,573
-	-	-	7,489,308	7,489,308
-	-	-	-	857,675
-	-	-	-	6,117,438
-	-	-	-	750,000
-	-	-	-	200,000
-	-	-	-	1,200,000
-	-	-	-	1,250,000
-	-	-	-	1,450,000
-	-	-	8,793,904	12,203,904
-	-	-	-	2,750,000
-	-	-	-	650,442
-	-	-	-	300,000
-	-	-	-	1,000,000
-	-	-	-	87,159
<u>-</u>	<u>-</u>	<u>-</u>	<u>-</u>	<u>12,323,967</u>
<u>992,738</u>	<u>14,548,932</u>	<u>5,429,583</u>	<u>31,586,676</u>	<u>85,175,149</u>
<u>\$ 992,738</u>	<u>\$ 14,811,285</u>	<u>\$ 5,430,703</u>	<u>\$ 32,624,490</u>	<u>\$ 92,396,602</u>

The accompanying notes to financial statements are an integral part of these statements.

**City of Margate, Florida**  
**Reconciliation of the Balance Sheet to the Statement of**  
**Net Position - Governmental Funds**  
**September 30, 2020**

---

<b>Fund Balances - Total Governmental Funds (Page 18)</b>		\$ 85,175,149
<p>Amounts reported for governmental activities in the statement of net position are different because:</p>		
<p>Capital assets used in governmental activities are not financial resources and, therefore, are not reported in the governmental fund.</p>		
Governmental capital assets	\$ 180,229,578	
Less: accumulated depreciation	<u>(89,191,044)</u>	91,038,534
<p>Long-term liabilities, including bonds payable, are not due and payable in the current period and, therefore are not reported in the funds.</p>		
Governmental bonds payable	\$ (31,991,015)	
Capital leases	(396,320)	
Compensated absences payable	<u>(12,000,485)</u>	(44,387,820)
<p>Bond interest payable not reported in the governmental funds.</p>		
		(308,582)
<p>OPEB obligation and deferred amounts attributable to retiree benefits are not due and payable in the current period or do not represent current financial resources and therefore, are not reported in the funds.</p>		
Other post employment benefits (OPEB) liability	\$ (15,776,477)	
Deferred outflows relating to OPEB	4,554,647	
Deferred inflows relating to OPEB	<u>(3,610,923)</u>	(14,832,753)
<p>Certain revenues are considered deferred inflows of resources in the fund financial statements due to availability of funds; under full accrual accounting they are considered revenues.</p>		
		1,029,036
<p>Certain pension-related amounts, such as net pension liability and deferred amounts are not due and payable in the current period or do not represent current financial resources and therefore, are not reported in the funds.</p>		
Net pension liability	\$ (91,474,954)	
Deferred outflows relating to pensions	27,204,056	
Deferred inflows relating to pensions	<u>(1,531,774)</u>	(65,802,672)
<p>Internal service fund is used by management to charge the costs of certain activities to individual funds. The assets and liabilities of the internal service funds are included in governmental activities in the statement of net position.</p>		
		<u>4,159,265</u>
<b>Net Position of Governmental Activities (Page 15)</b>		<u>\$ 56,070,157</u>

The accompanying notes to financial statements are an integral part of these statements.

This Page Intentionally Left Blank

**City of Margate, Florida**  
**Statement of Revenues, Expenditures and Changes in Fund Balances - Governmental Funds**  
**For the Year Ended September 30, 2020**

	Major Governmental Funds			
	General Fund	Margate Community Redevelopment Agency Trust Fund	Margate Community Redevelopment Agency Sinking Fund	Margate Community Redevelopment Agency Escrow Account Fund
<b>Revenues:</b>				
Property taxes	\$ 22,534,356	\$ -	\$ -	\$ -
Franchise taxes	4,238,113	-	-	-
Utility service taxes	6,543,809	-	-	-
Tax incremental	-	7,187,259	-	-
Licenses and permits	474,972	-	-	-
Intergovernmental	6,937,423	6,480	-	-
Investment income	1,172,915	33,417	249	3,598
Charges for services	23,602,596	-	-	-
Rental income	-	469,784	-	-
Fines and forfeitures	239,705	-	-	-
Impact fees	-	-	-	-
Miscellaneous	1,543,380	8,519	-	-
<b>Total revenues</b>	<b>67,287,269</b>	<b>7,705,459</b>	<b>249</b>	<b>3,598</b>
<b>Expenditures:</b>				
Current:				
General government	16,087,799	1,250,461	-	-
Public safety	41,974,420	-	-	-
Economic and physical environment	-	1,348,206	-	-
Culture and recreation	3,925,799	-	-	-
Public works	3,351,176	-	-	-
Debt service:				
Principal retirement	223,928	-	1,780,343	-
Interest and other charges	17,418	-	118,540	-
<b>Total expenditures</b>	<b>65,580,540</b>	<b>2,598,667</b>	<b>1,898,883</b>	<b>-</b>
Excess (deficiency) of revenues over (under) expenditures	1,706,729	5,106,792	(1,898,634)	3,598
<b>Other Financing Sources (Uses):</b>				
Transfers in	1,905,355	-	1,898,883	-
Proceeds from sale of fixed asset	-	-	-	-
Transfers out	(3,412,716)	(5,106,792)	-	-
<b>Total other financing sources (uses)</b>	<b>(1,507,361)</b>	<b>(5,106,792)</b>	<b>1,898,883</b>	<b>-</b>
Net change in fund balances	199,368	-	249	3,598
<b>Fund Balances, Beginning</b>	<b>32,407,703</b>	<b>-</b>	<b>9,900</b>	<b>989,140</b>
<b>Fund Balances, Ending</b>	<b>\$ 32,607,071</b>	<b>\$ -</b>	<b>\$ 10,149</b>	<b>\$ 992,738</b>

<b>Margate Community Redevelopment Agency Capital Improvement Fund</b>	<b>Margate Community Redevelopment Agency Loan Proceeds Fund</b>	<b>Nonmajor Governmental Funds</b>	<b>Total Governmental Funds</b>
\$ -	\$ -	\$ 2,056,302	\$ 24,590,658
-	-	-	4,238,113
-	-	-	6,543,809
-	-	-	7,187,259
-	-	2,365,975	2,840,947
-	-	3,359,227	10,303,130
147,205	1,792	521,989	1,881,165
-	-	27,800	23,630,396
-	-	-	469,784
-	-	551,446	791,151
-	-	94,951	94,951
2,721	-	849,422	2,404,042
<u>149,926</u>	<u>1,792</u>	<u>9,827,112</u>	<u>84,975,405</u>
-	-	-	17,338,260
-	-	3,927,235	45,901,655
1,546,158	30,913	85,767	3,011,044
-	-	4,814,140	8,739,939
-	-	1,405,813	4,756,989
-	-	840,000	2,844,271
-	-	1,290,966	1,426,924
<u>1,546,158</u>	<u>30,913</u>	<u>12,363,921</u>	<u>84,019,082</u>
<u>(1,396,232)</u>	<u>(29,121)</u>	<u>(2,536,809)</u>	<u>956,323</u>
3,207,909	-	3,557,436	10,569,583
-	518,560	-	518,560
-	-	(144,720)	(8,664,228)
<u>3,207,909</u>	<u>518,560</u>	<u>3,412,716</u>	<u>2,423,915</u>
1,811,677	489,439	875,907	3,380,238
<u>12,737,255</u>	<u>4,940,144</u>	<u>30,710,769</u>	<u>81,794,911</u>
<u>\$ 14,548,932</u>	<u>\$ 5,429,583</u>	<u>\$ 31,586,676</u>	<u>\$ 85,175,149</u>

The accompanying notes to financial statements are an integral part of these statements.

**City of Margate, Florida**  
**Reconciliation of the Statement of Revenues, Expenditures and Changes**  
**in Fund Balances to the Statement of Activities - Governmental Funds**  
**For the Year Ended September 30, 2020**

---

**Net Change in Fund Balances - Total Governmental Funds (Page 21)** \$ 3,380,238

Amounts reported for governmental activities in the statement of activities (page 16) are different because:

Governmental funds report capital outlays as expenditures. However, in the statement of activities, the cost of those assets is depreciated over their estimated useful lives and reported as depreciation expense.

Expenditures for capital assets	\$ 10,442,012	
Less: net book value of disposed capital assets	(782,511)	
Less: current year provision for depreciation	<u>(5,040,209)</u>	4,619,292

Bond proceeds are reported as financing sources in governmental funds financial statements and thus contribute to the net change in fund balance. In the statement of net position, however, issuing debt increases long-term liabilities and does not affect the statement of activities. Similarly, repayments of principal is an expenditure in the governmental funds financial statements, but reduces the liability in the statement of net position.

Principal repayments

General obligation bonds	\$ 840,000	
Community redevelopment bonds	1,780,343	
Capital leases	<u>223,928</u>	2,844,271

Revenues that are earned but not received within the availability period are recognized in the statement of activities when earned and subsequently in the governmental fund financial statements when they become available. The net difference is recorded as a reconciling item. 30,396

Some expenses reported in the statement of activities do not require the use of current financial resources and, therefore, are not reported as expenditures in the governmental funds.

Change in accrued compensated absences	\$ (743,855)	
Change in accrued interest payable on bonds	93,456	
Amortization of bond premiums	245,031	
Change in net pension liability and other related deferral amounts	(10,972,398)	
Change in OPEB liability and other related deferral amounts	<u>(334,687)</u>	(11,712,453)

Internal service funds are used by management to charge the cost of certain activities to individual funds. The net expense of certain activities in the internal service fund is reported with governmental activities. (455,153)

**Change in Net Position of Governmental Activities (Page 16)** \$ (1,293,409)

The accompanying notes to financial statements are an integral part of these statements.

**City of Margate, Florida**  
**Statement of Net Position - Proprietary Funds**  
**September 30, 2020**

	Business-type Activities - Enterprise Funds			Governmental
	Major	Nonmajor	Total	Activities
	Water and Wastewater Fund	Stormwater Utility Fund	Enterprise Funds	Internal Service Fund - General Insurance Fund
<b>Assets:</b>				
Current assets:				
Cash, cash equivalents, and investments	\$ 61,553,917	\$ 2,442,619	\$ 63,996,536	\$ 8,737,799
Accounts receivable, net	3,538,931	240,121	3,779,052	1,670
Inventories	884,170	-	884,170	-
Restricted assets:				
Cash, cash equivalents and investments	1,738,448	-	1,738,448	-
Total current assets	67,715,466	2,682,740	70,398,206	8,739,469
Non-current assets:				
Capital assets:				
Construction in progress	12,333,357	-	12,333,357	-
Infrastructure	100,994,321	2,945,942	103,940,263	-
Buildings	27,393,490	-	27,393,490	-
Machinery and equipment	5,393,299	1,830,609	7,223,908	-
Total capital assets	146,114,467	4,776,551	150,891,018	-
Less: accumulated depreciation	(93,401,502)	(1,399,293)	(94,800,795)	-
Total capital assets, net	52,712,965	3,377,258	56,090,223	-
Total assets	120,428,431	6,059,998	126,488,429	8,739,469
<b>Deferred Outflows of Resources:</b>				
Deferred outflows relating to pensions	2,335,819	159,136	2,494,955	-
Deferred outflows relating to OPEB	945,554	65,184	1,010,738	-
Total deferred outflows of resources	3,281,373	224,320	3,505,693	-
<b>Liabilities:</b>				
Current liabilities:				
Accounts payable and accrued liabilities	2,131,262	70,791	2,202,053	204,528
Customer deposits	5,695	-	5,695	-
Claims and judgements	-	-	-	971,428
Compensated absences payable	176,037	25,596	201,633	-
Payable from restricted assets:				
Customer deposits	1,738,448	-	1,738,448	-
Total current liabilities	4,051,442	96,387	4,147,829	1,175,956
Non-current liabilities:				
Other post employment benefits (OPEB) liability	3,103,279	272,986	3,376,265	-
Claims and judgements	-	-	-	3,404,248
Compensated absences payable	1,620,755	235,662	1,856,417	-
Net pension liability	7,463,209	580,822	8,044,031	-
Total non-current liabilities	12,187,243	1,089,470	13,276,713	3,404,248
Total liabilities	16,238,685	1,185,857	17,424,542	4,580,204

The accompanying notes to financial statements are an integral part of these statements.

**City of Margate, Florida**  
**Statement of Net Position - Proprietary Funds**  
**(Continued)**  
**September 30, 2020**

	<b>Business-type Activities - Enterprise Funds</b>			<b>Governmental</b>
	<b>Major Water and Wastewater Fund</b>	<b>Nonmajor Stormwater Utility Fund</b>	<b>Total Enterprise Funds</b>	<b>Activities Internal Service Fund - General Insurance Fund</b>
<b>Deferred Inflows of Resources:</b>				
Deferred inflows relating to pensions	158,112	7,133	165,245	-
Deferred inflows relating to OPEB	731,206	58,952	790,158	-
Total deferred inflows of resources	889,318	66,085	955,403	-
<b>Net Position:</b>				
Net investment in capital assets	52,712,965	3,377,258	56,090,223	-
Restricted for renewal and replacement	500,000	-	500,000	-
Unrestricted	53,368,836	1,655,118	55,023,954	4,159,265
Total net position	\$ 106,581,801	\$ 5,032,376	\$ 111,614,177	\$ 4,159,265

The accompanying notes to financial statements are an integral part of these statements.



**City of Margate, Florida**  
**Statement of Revenues, Expenses and Changes in Net Position - Proprietary Funds**  
**For the Year Ended September 30, 2020**

	<b>Business-type Activities - Enterprise Funds</b>			<b>Governmental Activities</b>
	<b>Major Water and Wastewater Fund</b>	<b>Nonmajor Stormwater Utility Fund</b>	<b>Total Enterprise Funds</b>	<b>Internal Service Fund - General Insurance Fund</b>
<b>Operating Revenues:</b>				
Charges for services:				
Residential	\$ 11,723,766	\$ 1,135,148	\$ 12,858,914	\$ -
Commercial and multi-family	12,790,127	1,825,998	14,616,125	-
Costs billed to other funds	-	-	-	2,810,000
Other services	536,022	49,352	585,374	48,214
Total operating revenues	<u>25,049,915</u>	<u>3,010,498</u>	<u>28,060,413</u>	<u>2,858,214</u>
<b>Operating and Administrative Expenses:</b>				
Cost of sales, maintenance, and services	16,467,551	1,897,115	18,364,666	783,320
Depreciation	2,742,446	183,881	2,926,327	-
Administrative services	-	-	-	113,671
Claims	-	-	-	2,564,237
Total operating and administrative expenses	<u>19,209,997</u>	<u>2,080,996</u>	<u>21,290,993</u>	<u>3,461,228</u>
Operating income (loss)	<u>5,839,918</u>	<u>929,502</u>	<u>6,769,420</u>	<u>(603,014)</u>
<b>Non-Operating Revenues (Expenses):</b>				
Investment income	1,702,898	42,856	1,745,754	147,861
Intergovernmental (operating)	169,988	6,534	176,522	-
Gain on disposal of capital assets	69,576	1,750	71,326	-
Interest expense	(82,592)	-	(82,592)	-
Total non-operating revenues	<u>1,859,870</u>	<u>51,140</u>	<u>1,911,010</u>	<u>147,861</u>
<b>Income (Loss) Before Capital Contributions and Transfers</b>	<u>7,699,788</u>	<u>980,642</u>	<u>8,680,430</u>	<u>(455,153)</u>
<b>Capital Contributions and Transfers:</b>				
Capital contributions - impact fees	164,869	-	164,869	-
Capital contributions	443,609	-	443,609	-
Transfers out	(1,905,355)	-	(1,905,355)	-
Total capital contributions and transfers	<u>(1,296,877)</u>	<u>-</u>	<u>(1,296,877)</u>	<u>-</u>
Change in net position	<u>6,402,911</u>	<u>980,642</u>	<u>7,383,553</u>	<u>(455,153)</u>
<b>Net Position, Beginning</b>	<u>100,178,890</u>	<u>4,051,734</u>	<u>104,230,624</u>	<u>4,614,418</u>
<b>Net Position, Ending</b>	<u>\$ 106,581,801</u>	<u>\$ 5,032,376</u>	<u>\$ 111,614,177</u>	<u>\$ 4,159,265</u>

The accompanying notes to financial statements are an integral part of these statements.

**City of Margate, Florida**  
**Statement of Cash Flows - Proprietary Funds**  
**For the Year Ended September 30, 2020**

	<b>Business-type Activities - Enterprise Funds</b>			<b>Governmental</b>
	<b>Major Water and Wastewater Fund</b>	<b>Nonmajor Stormwater Utility Fund</b>	<b>Total Enterprise Funds</b>	<b>Internal Service Fund - General Insurance Fund</b>
<b>Cash Flows From Operating Activities:</b>				
Receipts from customers, users and other	\$ 25,729,539	\$ 2,924,173	\$ 28,653,712	\$ 2,859,950
Payments for interfund services used	(1,383,270)	(430,654)	(1,813,924)	(113,671)
Payments to suppliers for goods and services	(5,599,386)	(576,045)	(6,175,431)	(1,929,815)
Payments to employees	(8,203,831)	(789,653)	(8,993,484)	-
Net cash provided by operating activities	<u>10,543,052</u>	<u>1,127,821</u>	<u>11,670,873</u>	<u>816,464</u>
<b>Cash Flows From Noncapital Financing Activities:</b>				
Proceeds from federal and state grants	155,099	13,105	168,204	-
Transfer to other funds	(1,905,355)	-	(1,905,355)	-
Net cash provided by (used by) noncapital financing activities	<u>(1,750,256)</u>	<u>13,105</u>	<u>(1,737,151)</u>	<u>-</u>
<b>Cash Flows From Capital and Related Financing Activities:</b>				
Capital contributions	164,869	-	164,869	-
Capital contribution - connection charges	443,609	-	443,609	-
Proceeds from federal and state grants	169,988	-	169,988	-
Acquisition and construction of capital assets, net	(4,559,806)	(112,714)	(4,672,520)	-
Principal paid on capital debt	(1,115,000)	-	(1,115,000)	-
Interest and other fees paid on capital debt	(44,950)	-	(44,950)	-
Net cash used by capital and related financing activities	<u>(4,941,290)</u>	<u>(112,714)</u>	<u>(5,054,004)</u>	<u>-</u>
<b>Cash Flows From Investing Activities:</b>				
Investment income	<u>1,722,402</u>	<u>43,377</u>	<u>1,765,779</u>	<u>147,861</u>
Net cash provided by investing activities	<u>1,722,402</u>	<u>43,377</u>	<u>1,765,779</u>	<u>147,861</u>
Net increase in cash, cash equivalents, and investments	5,573,908	1,071,589	6,645,497	964,325
<b>Cash, Cash Equivalents, and Investments, Beginning</b>	<u>57,718,457</u>	<u>1,371,030</u>	<u>59,089,487</u>	<u>7,773,474</u>
<b>Cash, Cash Equivalents, and Investments, Ending</b>	<u>\$ 63,292,365</u>	<u>\$ 2,442,619</u>	<u>\$ 65,734,984</u>	<u>\$ 8,737,799</u>
<b>Reconciliation to Statement of Net Position:</b>				
Cash, cash equivalents, and investments	\$ 61,553,917	\$ 2,442,619	\$ 63,996,536	\$ 8,737,799
Restricted cash, cash equivalents, and investments	<u>1,738,448</u>	<u>-</u>	<u>1,738,448</u>	<u>-</u>
Cash, cash equivalents, and investments	<u>\$ 63,292,365</u>	<u>\$ 2,442,619</u>	<u>\$ 65,734,984</u>	<u>\$ 8,737,799</u>

The accompanying notes to financial statements are an integral part of these statements.

**City of Margate, Florida**  
**Statement of Cash Flows - Proprietary Funds**  
**(Continued)**  
**For the Year Ended September 30, 2020**

	<u>Business-type Activities - Enterprise Funds</u>			<u>Governmental Activities</u>
	<u>Major Water and Wastewater Fund</u>	<u>Nonmajor Stormwater Utility Fund</u>	<u>Total Enterprise Funds</u>	<u>Internal Service Fund - General Insurance Fund</u>
<b>Reconciliation of Operating Income (Loss) to Net Cash Provided by Operating Activities:</b>				
Operating income (loss)	\$ 5,839,918	\$ 929,502	\$ 6,769,420	\$ (603,014)
Adjustments to reconcile operating income (loss) to net cash provided by operating activities:				
Depreciation	2,742,446	183,881	2,926,327	-
Change in assets and liabilities:				
Decrease (increase) in assets:				
Accounts receivable	634,310	(86,325)	547,985	1,736
Prepayments and other assets	-	-	-	7,063
Inventories	(211,418)	-	(211,418)	-
Deferred outflows relating to pensions and OPEB	(296,803)	(25,294)	(322,097)	-
Increase (decrease) in liabilities:				
Accounts payable and accrued liabilities	388,469	1,507	389,976	(2,174)
Compensated absences payable	162,763	16,940	179,703	-
Net pension liability	1,450,308	128,433	1,578,741	-
Claims and judgements	-	-	-	1,412,853
Customer deposits payable	45,314	-	45,314	-
OPEB obligation	220,143	16,034	236,177	-
Deferred inflows relating to pensions and OPEB	(432,398)	(36,857)	(469,255)	-
Total adjustments	<u>4,703,134</u>	<u>198,319</u>	<u>4,901,453</u>	<u>1,419,478</u>
Net cash provided by operating activities	<u>\$ 10,543,052</u>	<u>\$ 1,127,821</u>	<u>\$ 11,670,873</u>	<u>\$ 816,464</u>

The accompanying notes to financial statements are an integral part of these statements.

City of Margate, Florida  
Statement of Net Position - Fiduciary Funds  
Performance Bond Agency Fund  
September 30, 2020

---

	<u>Total</u>
<b>Assets:</b>	
Cash and cash equivalents	\$ <u>167,590</u>
Total assets	\$ <u><u>167,590</u></u>
<b>Liabilities:</b>	
Accounts payable	\$ 2,125
Performance bonds payable	<u>165,465</u>
Total liabilities	\$ <u><u>167,590</u></u>

The accompanying notes to financial statements are an integral part of these statements.

## Note 1 - Summary of Significant Accounting Policies

### A. Reporting Entity

The City of Margate, Florida (the "City"), in Broward County, was created as a municipal corporation by Chapter 30962, Laws of Florida, Acts of 1955, to be known as the Town of Margate. On June 22, 1961, the Town of Margate was incorporated as a City, and is governed by its present Charter dated March 15, 1979. It is located in the western portion of Broward County, Florida and has a population of approximately 59,400 living within an area of approximately 9 square miles. The City operates under the commission/city manager form of government. It provides the following services: general government, public safety, physical environment, transportation, economic environment, and culture and recreation. The City also operates two enterprise funds which provide water/wastewater services and stormwater services. In addition, an internal service fund is maintained for insurance.

In evaluating the City as a reporting entity, management has addressed all potential component units for which the City may or may not be financially accountable and, as such, be includable within the City's financial statements. In November 2010, the Governmental Accounting Standards Board ("GASB") issued Statement No. 61, which modified certain requirements for inclusion of component units in the financial reporting entity. For organizations that previously were required to be included as component units by meeting the fiscal dependency criterion, a financial benefit or burden relationship also would need to be present between the primary government and that organization for it to be included in the reporting entity as a component unit. For component units that currently are blended based on the "substantively the same governing body" criterion, it additionally requires that (1) the primary government and the component unit have a financial benefit or burden relationship or (2) management (below the level of the elected officials) of the primary government have operational responsibility for the activities of the component unit. The Statement provides that a component unit should be included in the reporting entity financial statements using the blending method in any of these circumstances: (a) the component unit's governing body is substantively the same as the governing body of the primary government and (1) there is a financial benefit or burden relationship between the primary government and the component unit or (2) management of the primary government has operational responsibility for the component unit; (b) the component unit provides services entirely, or almost entirely, to the primary government or otherwise exclusively or almost exclusively, benefits the primary government even though it does not provide services directly to it; or (c) the component unit's total debt outstanding, including leases, is expected to be repaid entirely or almost entirely with resources of the primary government. Based on these requirements, the City maintains two blended component units.

**Blended component units.** The Margate Community Redevelopment Agency (the "CRA") was established by the City under authority granted by Florida Statute, Chapter 163, Section III. The City determined that the CRA was necessary in order to establish the means by which debilitating blight can be arrested and erased and in order to proceed with a redevelopment and revitalization plan for the redevelopment area. The purpose was to deter blight and deterioration; protect and enhance property values; encourage and foster revitalization and economic growth; and to improve the quality of life for residents working or living within or adjacent to the redevelopment area. The CRA is a legally separate entity established by Ordinance 96-15 of the City of Margate Commission on October 2, 1996. As a tax increment district, the CRA receives operating revenues from taxing jurisdictions within Broward County. Funds are also provided by fees collected, investment income, and the unexpended fund balance from the previous year. The CRA is governed by a Board of Commissioners (the "Board"), which is composed of five members appointed by the Commission of the City of Margate, Florida. The Board exercises all powers granted to the Agency pursuant to Chapter 163, Section III of the Florida Statutes. Currently, the CRA Board is composed of the Margate City Commission.

**Note 1 - Summary of Significant Accounting Policies (continued)**

The CRA includes the following Community Redevelopment Agency funds: Trust Fund, Sinking Fund, Escrow Account Fund, Capital Improvement Fund, and Loan Proceeds Fund, which have all been classified as major funds using the blended method since the governing body of the City is the governing body of the CRA and a financial benefit relationship exists in that the assets of the CRA revert back to the City at the sunseting of the CRA in 2026.

The Northwest Focal Point Senior Center, (the "Center"), is a special district located in Margate, providing services to the elderly residing within the City, as well as Broward County. The Center funds its operations through grants from various governmental and charitable agencies, as well as in-kind services from the City. On August 19, 2009, the City of Margate passed Ordinance 2009-11 making the Center a dependent special district and a separate governmental body from the City of Margate. The Governing Board of the Center is composed of the elected officials of the City. The City provides various support services to the Center for a nominal fee and subsidizes some of the Center's program costs. In addition, the Center subleases the building where it is located from the Areawide Council on Aging of Broward County, Inc., (the "Council") for \$ 1 per year under a 99-year lease term. The Council rents the building from the City under the same terms and conditions. In April 2014, the Board, through resolution, delegated to the City of Margate's City Manager the hiring and all employment related matters as to the Project Director and day-to-day oversight of the Project Director and operations of the Center. Additionally, the City advances the Center its operating funds which are repaid when reimbursement is received from grantors. The Center is reported as a nonmajor special revenue fund using the blended method since the governing body of the City is the governing body of the Center and management of the City has operational responsibility for the Center.

Separate financial statements are not required for the Center (blended component unit); however separate financial statements have been prepared for the CRA. Effective for the fiscal year ended September 30, 2020, the Florida Legislature enacted Chapter 2019-163, Laws of Florida, which amended Section 163.387(8), Florida Statutes, to require that each CRA meeting the specified \$ 100,000 threshold provide for a separate audit and that the resultant audit report accompany the City annual financial report filed with the Florida Department of Financial Services. The CRA audit is to be separate from the audit of the County or the City that created the CRA, which must include within their reporting entities the CRA as a component unit. In addition, the separate CRA audit report must present stand-alone financial statements which include basic financial statements, notes to the financial statements, management's discussion and analysis, and other required supplementary information.

Financial statement information related to each entity are also included as separate columns in the financial statements reported for the City.

**B. Government-wide and Fund Financial Statements**

The financial statements of the City have been prepared in conformity with generally accepted accounting principles ("GAAP") as applied to governmental units. GASB is the standard-setting body for governmental accounting and financial reporting.

Effective for fiscal year end September 30, 2020, the City implemented one new GASB statement (Statement No. 95 detailed below) of financial accounting standards.

**Note 1 - Summary of Significant Accounting Policies (continued)**

*Statement No. 95, Postponement of the Effective Dates of Certain Authoritative Guidance*, was issued in May 2020. This Statement provides temporary relief to governments and other stakeholders due to the COVID-19 pandemic. The effective dates of various pronouncements are postponed by one year for the following statements: *Statement No. 83, Certain Asset Retirement Obligations*; *Statement No. 84, Fiduciary Activities*; *Statement No. 88, Certain Disclosures Related to Debt, including Direct Borrowings and Direct Placements*; *Statement No. 89, Accounting for Interest Cost Incurred Before the End of a Construction Period*; *Statement No. 90, Majority Equity Interests*; *Statement No. 91, Conduit Debt Obligations*; *Statement 92, Omnibus 2020*; and *Statement No. 93, Replacement of Interbank Offered Rates*. In addition, the Statement postponed *Statement No. 87, Leases* by eighteen months. *Statement No. 95, Postponement of the Effective Dates of Certain Authoritative Guidance*, had no impact on the City's September 30, 2020 financial statements. All future postponed Statements have been updated with the current effective dates. In addition, the City had implemented *Statement, No. 83, Certain Asset Retirement Obligations* and *Statement No. 88, Certain Disclosures Related to Debt, including Direct Borrowings and Direct Placement* at September 30, 2019.

Pronouncements Issued But Not Yet Adopted - The City's management has not yet determined the effect these statements will have on the City's financial statements.

*Statement No. 84, Fiduciary Activities*, was issued in January 2017. This Statement improves guidance related to identifying fiduciary activities for accounting and financial reporting purposes and how those activities should be reported. It also establishes criteria for identifying fiduciary activities of all state and local governments with a focus of the criteria on whether a government is controlling the assets of the fiduciary activity and the beneficiaries with whom a fiduciary relationship exists. The provisions for this Statement are effective for fiscal year ending September 30, 2021.

*Statement No. 87, Leases*, was issued in June 2017. The Statement will better meet the information needs of financial statement users by improving accounting and financial reporting for leases by governments. It also increases the usefulness of the financial statements by requiring recognition of certain lease assets and liabilities previously classified as operating leases to be recognized as inflows of resources or outflows of resources based on contract payment provisions. The provisions for this Statement are effective for fiscal year ending September 30, 2022.

*Statement No. 89, Accounting for Interest Cost Incurred Before the End of a Construction Period*, was issued in June 2018. This Statement will enhance information about capital assets and the cost of borrowing for a reporting period by establishing accounting requirements for interest incurred before the end of a construction period. The provisions for this Statement are effective for fiscal year ending September 30, 2022.

*Statement No. 90, Majority Equity Interests - An Amendment of GASB Statements No. 14 and No. 61*, was issued in August 2018. This Statement will improve the consistency and comparability of reporting a government's majority equity interest in a legally separate organization. It will also improve the relevance of financial statement information for certain component units. The provisions for this Statement are effective for fiscal year ending September 30, 2021.

*Statement No. 91, Conduit Debt Obligations*, was issued in May 2019. This Statement will provide a single method of reporting conduit debt obligations by issuers and eliminate diversity in practice related to commitments extended by issues, arrangements associated with conduit debt obligations, and related note disclosures. This Statement will also clarify the existing definition of a conduit debt obligation, establish that a conduit debt obligation is not a liability of the issuer, establish standards for accounting and financial reporting of additional/voluntary commitments extended by issuers and arrangements associated with conduit debt obligations, and improve required note disclosures. The provisions for this Statement are effective for fiscal year ending September 30, 2023.

**Note 1 - Summary of Significant Accounting Policies (continued)**

*Statement No. 92, Omnibus 2020*, was issued in January 2020. This Statement will enhance comparability in accounting and financial reporting and improve the consistency of authoritative literature by addressing practice issues that have been identified during implementation and application of certain GASB Statements. The provisions for this Statement are effective for fiscal year ending September 30, 2022.

*Statement No. 93, Replacement of Interbank Offered Rates*, was issued in March 2020. The objective of this Statement is to address accounting and other financial reporting implications that result from the replacement of an interbank offered rate (IBOR). As a result of global reference rate reform, governments will need to replace certain rates, such as LIBOR by either changing the reference rate or adding of changing fallback provisions related to the reference rate. The provisions for this Statement are effective for fiscal year ending September 30, 2022.

*Statement No. 94, Public-Private and Public-Public Partnerships and Availability Payment Arrangements*, was issued in March 2020. This Statement will improve financial reporting by addressing issues related to public-private and public-public partnership arrangements. In addition, the Statement provides guidance for accounting and financial reporting for availability payment arrangements. The provisions for this Statement are effective for fiscal year ending September 30, 2023.

*Statement No. 96, Subscription-Based Information Technology Arrangements*, was issued in May 2020. This Statement will provide guidance on the accounting and financial reporting for subscription-based information technology arrangements (SBITAs) for government end users (governments) by defining a SBITA, establishing the asset as an intangible asset, providing capitalization criteria, and requiring certain note disclosures related to a SBITA. The provisions for this Statement are effective for fiscal year ending September 30, 2023.

*Statement No. 97, Certain Component Unit Criteria, and Accounting and Financial Reporting for Internal Revenue Code Section 457 Deferred Compensation Plans – An Amendment of GASB Statements No. 14 and No. 84, and a Supersession of GASB Statement No. 32*, was issued in June 2020. This Statement increases consistency and comparability related to the reporting of fiduciary component units in circumstances in which a potential component unit does not have a governing board and the primary government performs the duties that a governing board would typically perform; mitigates costs associated with the reporting of certain defined contribution pension plans, defined contributions other post-employment benefit (OPEB) plans, and employee benefit plans other than pension plans or OPEB plans (other employee benefit plans), as fiduciary component units in fiduciary fund financial statements; and enhances the relevance, consistency, and comparability of the accounting and financial reporting for Internal Revenue Codes (IRC) Section 457 deferred compensation plans (Section 457 plans) that meet the definition of a pension plan and for benefits provided through those plans. The provisions for this Statement are effective for fiscal year ending September 30, 2022.

The government-wide financial statements (i.e., the statement of net position and the statement of activities) report information on all of the non-fiduciary activities of the primary government and its component units. Fiduciary funds have been excluded from this presentation since these resources are not available for general government funding purposes. These statements report on the government as a whole and provide a consolidated financial picture of the government. As part of the consolidation process, interfund activities are eliminated to avoid distorted financial results. The amounts reported as internal balances represent the residual amounts due between governmental and business-type activities. Governmental activities, which normally are supported by taxes and intergovernmental revenues, are reported separately from business-type activities, which rely to a significant extent on fees and charges for support.



**Note 1 - Summary of Significant Accounting Policies (continued)**

**C. Measurement Focus, Basis of Accounting and Financial Statement Presentation**

The statement of activities demonstrates the degree to which the direct expenses of given functions or segments are offset by program revenues. *Direct expenses* are those expenses that are clearly identifiable within a specific function or segment. *Program revenues* include 1) charges to customers for goods, services, or privileges provided and 2) grants and contributions that are restricted to meeting the operational or capital requirements of a particular function or segment. Taxes and other items not properly included among program revenues are reported instead as *general revenues*.

Since the governmental fund financial statements are presented on a different measurement focus and basis of accounting than the government-wide statements, a reconciliation is provided which briefly explains the adjustments necessary to reconcile the governmental fund financial statements to the governmental activities of the government-wide presentations.

Separate financial statements are provided for governmental funds, proprietary funds, and fiduciary funds, even though the latter are excluded from the government-wide financial statements. Major individual governmental funds and major individual enterprise funds are reported as separate columns in the fund financial statements.

Measurement focus is used to describe types of transactions and events reported in a fund's operating statement. Basis of accounting is when revenues and expenditures/expenses are recognized in accounts and reported in the financial statements. Basis is also related to the timing of the measurement made, regardless of the measurement focus applied.

The government-wide financial statements are reported using the *economic resources measurement focus* and the *accrual basis of accounting*, as are the proprietary fund financial statements and fiduciary fund financial statements. Revenues are recorded when earned and expenses are recorded when a liability is incurred, regardless of the timing of related cash flows. Property taxes are recognized as revenues in the year for which they are levied. Grants and similar items are recognized as revenues as soon as all eligibility requirements imposed by the provider have been met.

Governmental fund financial statements are reported using the *current financial resources measurement focus* and the *modified accrual basis of accounting*. Revenues are recognized in the accounting period in which they become measurable and available to finance expenditures of the current period. Measurable is the amount of the transaction that can be determined and available is collectible within the current period or soon enough thereafter to pay liabilities of the current period. The City considers revenues to be available if they are collected within 60 days of the end of the fiscal year. Expenditures generally are recorded when a liability is incurred, as under accrual accounting. However, debt service expenditures, as well as expenditures related to compensated absences, claims, and judgment, are recorded only when payment is due.

Property taxes, sales taxes, franchise taxes, utility service taxes, licenses, and interest associated with the current fiscal period are all considered to be susceptible to accrual and are recorded as earned since they are measurable and available. In applying the susceptible to accrual concept to intergovernmental revenues, revenues are recognized when all eligibility requirements are met. All other revenue items are considered to be measurable and available only when cash is received by the City.

**Note 1 - Summary of Significant Accounting Policies (continued)**

The financial transactions of the City are recorded in individual funds. The operations of each fund are accounted for using a separate set of self-balancing accounts. These accounts consist of assets, liabilities, deferred outflows of resources, deferred inflows of resources, fund equities, revenues, and expenditures/expenses. Fund accounting is used to demonstrate legal compliance and to assist financial management by segregating transactions related to certain government functions or activities.

Generally accepted accounting principles establish minimum criteria to determine major funds. These criteria consist of a percentage of the assets, liabilities, deferred outflows/inflows of resources, revenues, and expenditures/expenses of the applicable fund category and the governmental and enterprise funds combined. Nonmajor funds are presented in the single column in the respective fund statements.

The City reports the following major governmental funds:

The *General Fund* is the main operating fund of the City. It accounts for all financial resources of the general government except those required to be accounted for in a separate fund, due to legal or other requirements. Revenue is derived primarily from property taxes, utility service taxes, franchise taxes, licenses and permits, intergovernmental, and charges for services. General operating expenditures, fixed charges, and capital outlay costs that are not paid through other funds are paid from the General Fund.

The *Margate Community Redevelopment Agency Trust Special Revenue Fund* accounts for the redevelopment of certain designated areas. Revenue is derived primarily from tax incremental revenue, which is the revenue that the CRA collects from the City, Broward County, and the North Broward Hospital District. Those taxes are based on the incremental increase of the real property value and are dedicated to the redevelopment of the area. Revenues are also derived from rental of properties owned by the CRA.

The *Margate Community Redevelopment Agency Sinking Debt Service Fund* accounts for the accumulation of monies in a Sinking Fund for the repayment of 2012 Community Redevelopment Refunding Revenue Bonds.

The *Margate Community Redevelopment Agency Escrow Account Debt Service Fund* accounts for the accumulation of monies for the repayment of 2012 Community Redevelopment Refunding Revenue Bonds.

The *Margate Community Redevelopment Agency Capital Improvement Capital Projects Fund* accounts for the capital projects of the CRA and redevelopment of the designated redevelopment areas. Resources and revenues are derived from the transfer of funds from the CRA Trust Fund as required by Florida Statutes and any related interest earned during the year.

The *Margate Community Redevelopment Agency Loan Proceeds Capital Projects Fund* accounts for the capital projects financed by loan proceeds of the CRA for the financing and redevelopment of the designated redevelopment areas.

In accordance with Florida Statute 163.387, each of these Margate Community Redevelopment Agency funds is presented as a major fund. The annual audit of these funds included an evaluation in light of the applicable requirements of Section 163.387. Per the City's management, the year-end fund balances of \$ 14.5 million and \$ 5.4 million have been restricted for specific redevelopment projects pursuant to the Community Redevelopment Plan and the year-end fund balances of \$ 10,149 and \$ 992,738 have been restricted to reduce the amount of indebtedness to which the tax increment revenues are pledged.

**Note 1 - Summary of Significant Accounting Policies (continued)**

The other governmental funds are a summary of all the nonmajor governmental funds.

The City reports the following major proprietary fund:

The *Water and Wastewater Fund* accounts for the operation of the City's water and wastewater system.

Additionally, the City reports the following fund types, which are a summary of all the nonmajor governmental funds.

The *Special Revenue Funds* are used to account for resources legally restricted for the financing of particular activities or projects.

The *Debt Service Funds* are used to account for the accumulation of resources for, and the payment of general long-term debt principal and interest.

The *Capital Projects Funds* are used to account for and report financial resources that are assigned to expenditures for capital outlay, including acquisition or construction of major capital projects.

In addition, the City maintains the following fiduciary and nonmajor proprietary funds:

The *Agency Fund* accounts for performance bond monies deposited by certain vendors and individuals which the City holds in an agency capacity. Agency Funds are custodial in nature and do not involve the measurement of net income. Agency Funds use the accrual basis of accounting. The City's Performance Bond Fund accounts for the receipt and disbursement of cash performance bonds required in connection with regulatory activities.

The *Stormwater Utility Fund* accounts for the operation of the City's stormwater management utility which includes collection, disposal and treatment of stormwater.

The *Internal Service General Insurance Fund* accounts for the financing of the general insurance coverage provided to other departments or agencies of the City on a cost reimbursement basis.

As a general rule, the effect of interfund activity has been eliminated from the government-wide financial statements with the exception of the cost allocation from the Water and Wastewater Fund and Stormwater Utility Fund to the General Fund. Elimination of this allocation would distort the direct costs and program revenues reported for those sectors.

Amounts reported as program revenues in the government-wide financial statements include 1) charges to customers for goods, services, or privileges provided, 2) operating grants and contributions, and 3) capital grants and contributions. Internally dedicated resources are reported as general revenues rather than as program revenues. Taxes and other items not classified as program revenues are reported as general revenues.

Proprietary funds distinguish *operating revenues* and *expenses* from nonoperating items. *Operating revenues and expenses* generally result from providing services and producing and delivering goods in connection with a proprietary fund's principal ongoing operations. The principal operating revenues of the enterprise funds and internal service funds are charges to customers for sales and services. Operating expenses for enterprise funds and internal service funds include the costs of sales, maintenance, and services; administrative expenses; and depreciation on capital assets. All revenues and expenses that do not meet this definition are reported as non-operating revenues and expenses.

**Note 1 - Summary of Significant Accounting Policies (continued)**

When both restricted and unrestricted resources are available for use, it is the City's policy to use restricted resources first, and then unrestricted resources as they are needed. Further, when the components of unrestricted fund balance can be used for the same purpose, committed fund balance is used first, followed by assigned fund balance. Unassigned fund balance is used last.

**D. Assets, Liabilities, Deferred Outflows/Inflows of Resources and Net Position/Fund Balance**

**Cash and cash equivalents and investments:** The City's cash and cash equivalents are considered to be cash on hand, demand deposits, and short-term investments (including restricted assets) with original maturities of three (3) months or less from the date of acquisition, Florida's State Board of Administration's (SBA) Florida PRIME Investment Pool ("Florida PRIME"), Florida Public Assets for Liquidity Management (FL PALM), money market accounts, and equity in the City's pooled cash.

State statutes require all deposits of the City, including demand deposit accounts, time deposit accounts and money market accounts be held in institutions designated by the Treasurer of the State of Florida as "qualified depositories" and accordingly, are covered by a collateral pool as required by that statute.

Pooled cash is an investment tool employed by the City that maximizes earning potential by investing large amounts of idle cash for short periods of time. It is available for use by all funds with the exception of cash and investments required to be segregated due to legal restrictions or bond covenants. Income earned from the pooling of investments is allocated to the respective funds. Each fund's equity in the City's pooled cash is considered to be a cash equivalent since the funds can deposit or effectively withdraw cash at any time without prior notice or penalty.

In addition to insurance provided by the Federal Depository Insurance Corporation, all deposits are held in banking institutions approved by the State Treasurer of the State of Florida to hold public funds. Under Florida Statutes Chapter 280, Florida Security for Public Deposits Act, the State Treasurer requires all Florida qualified depositories to deposit with the Treasurer of other banking institution eligible collateral. In the event of a failure of a qualified public depository, the remaining public depositories would be responsible for covering any resulting losses. Accordingly, all amounts reported as deposits are insured or collateralized with securities held by the entity or its agent in the entity's name.

The City invests surplus funds in a variety of investment vehicles including the Florida PRIME, an external investment pool. The City owns shares of the pool and not the underlying securities. The SBA administers the fund and provides regulatory oversight. Florida Prime is governed by Chapters 215 and 218, Florida Statutes, and Chapter 19-7, Florida Administrative Code. These rules provide guidance and establish policies/general operating procedures for administration of the pool.

The Florida PRIME has adopted operating procedures consistent with the requirement for a 2a-7 like fund. A 2a-7 like external investment pool is one that is not registered with the Securities and Exchange Commission (SEC) as an investment company, but nevertheless has a policy that it will, and does, operate in a manner consistent with SEC Rule 2a-7, which governs the operation of SEC regulated money market funds. The City's investment in the Florida PRIME is reported at amortized cost. The fair value of the position in the pool is equal to the value of the pool shares. The Florida PRIME is rated by Standard and Poor's and has a current rating of AAAM. The investments in Florida PRIME are not insured by FDIC or any other governmental agency.

**Note 1 - Summary of Significant Accounting Policies (continued)**

The City also invests surplus funds in the Florida Public Assets for Liquidity Management (FL PALM). FL PALM is a common law trust organized under the laws of the State of Florida and is a SEC Rule 2a-7 like external investment pool similar to money market funds in which shares are owned in the fund rather than the underlying investments. These amounts are reported at amortized cost which approximates fair value. The FL PALM is rated by Standard and Poor's and has a current rating of AAAM. The investments in FL PALM are not insured by FDIC or any other governmental agency.

The City previously adopted *GASB Statement No. 79, Certain External Investment Pools and Pool Participants* (applicable to the Florida PRIME and the FL PALM accounts) which requires the disclosure of the presence of any limitations or restrictions on withdrawals in the notes to the financial statements. Chapter 218.409(8)(a), Florida Statutes, states that "The principal, and any part thereof, of each account constituting the trust fund is subject to payment at any time from the moneys in the trust fund. However, the Executive Director may, in good faith, on the occurrence of an event that has a material impact on liquidity or operations of the trust fund, for 48 hours limit contributions to or withdrawals from the trust fund to ensure that the Board can invest moneys entrusted to it in exercising its fiduciary responsibility. Such action must be immediately disclosed to all participants, the Trustees, the Joint Legislative Auditing Committee, the Investment Advisory Council, and the Participant Local Government Advisory Council. The Trustees shall convene an emergency meeting as soon as practicable from the time the Executive Director has instituted such measures and review the necessity of those measures. If the Trustees are unable to convene an emergency meeting before the expiration of the 48-hour moratorium on contributions and withdrawals, the moratorium may be extended by the Executive Director until the Trustees are able to meet to review the necessity of the moratorium. If the Trustees agree with such measures, the Trustees shall vote to continue the measures for up to an additional 15 days. The Trustees must convene and vote to continue any such measures before the expiration of the time limit set, but in no case may the time limit set by the Trustees exceed 15 days." With regard to liquidity fees, Florida Statutes 218.409(4) provides authority for the SBA to impose penalties for early withdrawal, subject to disclosure in the enrollment materials of the amount and purpose of such fees. At present, no such disclosures have been made. As of September 30, 2020, there were no redemption fees or maximum transaction amounts or any other requirements that serve to limit a participant's daily access to 100 percent of their account value.

Investments are reported at fair value (quoted market price or the best available estimate thereof). However, money market investments, including short term, highly liquid investments with a remaining maturity at time of purchase of one year or less, are reported at amortized cost. Income from investments held by the individual funds is recorded in the respective fund as it is earned. All other investments owned by the City are accounted for in the City's investment pool. Income earned from this pool is allocated to the respective funds.

**Receivables and payables:** During the course of operations, the City has numerous transactions between funds to provide goods or render services. Transactions between funds that are representative of lending/borrowing arrangements outstanding at the fiscal year end are referred to as "due to/from other funds" or "advances to/from other funds". Any residual outstanding balances between the governmental activities and business-type activities at year end are reported in the government-wide financial statements as "internal balances".

**Note 1 - Summary of Significant Accounting Policies (continued)**

All trade and other receivables are shown net of allowance for uncollectibles. Long-term receivables are analyzed for their collectability based on the terms and conditions of the agreements. In addition to those receivables specifically identified as uncollectible, a general allowance is calculated based on the City’s historical bad-debt experience.

**Inventory and prepaid items:** Inventories are valued at the lower of cost or market using the first-in/first-out (FIFO) method. The costs of inventories are recorded as expenditures when purchased (purchase method).

Certain payments to vendors reflect costs applicable to future accounting periods are recorded as prepaid items in both government-wide and fund financial statements. Prepaid items in the governmental fund financial statements are classified as nonspendable fund balance. The cost of prepaid items is recorded as expenditures/expenses when consumed rather than when purchased.

**Restricted assets:** Restricted assets in the enterprise funds include funds restricted for customer deposits.

**Capital assets:** Capital assets, which include land, buildings, improvements other than buildings, infrastructure, machinery and equipment, intangibles, and construction in progress, are reported in the applicable governmental or business-type activities columns in the government-wide financial statements and in the fund financial statements for proprietary funds. The government defines capital assets as assets with an initial, individual cost of more than \$ 5,000 and an estimated useful life in excess of one year. Such assets are recorded at historical cost or estimated historical cost if purchased or constructed. Donated capital assets are recorded at acquisition value at the date of donation.

The costs of normal maintenance and repairs that do not add to the value of the asset or materially extend asset lives are not capitalized, but are expensed as incurred.

Major outlays for capital assets and improvements are capitalized as projects are constructed. Interest incurred during the construction phase of capital assets of enterprise funds is reflected in the capitalized value of the asset constructed, net of interest earned on the invested proceeds.

Capital assets of the primary government, as well as the component units, are depreciated using the straight-line method over the following estimated useful lives:

Capital Assets	Years
Infrastructure	20-40
Buildings	40-50
Machinery and equipment	4-15
Improvements other than buildings	6-20

Contributions of funds from federal, state, or local services for the purpose of purchasing property, plant, and equipment, as well as connection fees intended to recover the cost of connecting new customers to the system are recorded as capital contributions on the proprietary statement of revenues, expenses, and changes in net position.

**Note 1 - Summary of Significant Accounting Policies (continued)**

**Deferred outflows/inflows of resources:** In addition to assets, the statement of net position will sometimes report a separate section for deferred outflows of resources. This separate financial statement element, deferred outflows of resources, represents a consumption of net position that applies to future period(s) and will not be recognized as an outflow of resources (expense/expenditure) until then. The City has the following items that qualify for reporting in this category: pension and OPEB related deferred outflows reported in the government-wide statement of net position and in the statement of net position - proprietary funds. Deferred outflows of resources relating to the pension and OPEB plans (the "Plans") include contributions made to the Plans subsequent to the measurement date of the net liabilities, differences between expected and actual experience, changes in assumptions or inputs, net difference in projected and actual earnings on the Plans' investments and changes in proportion and differences between City contributions and proportionate share of contribution.

In addition to liabilities, the statement of net position will sometimes report a separate section for deferred inflows of resources. This separate financial statement element, deferred inflows of resources, represents an acquisition of net position that applies to future period(s) and so will not be recognized as an inflow of resources (revenue) until that time. These amounts are deferred and recognized as an inflow of resources in the period that the amounts become available. The City has the following items that qualify for reporting in this category. Pension and OPEB related deferred inflows include changes in assumptions or inputs, net difference in projected and actual earnings on the Plans' investments, difference between expected and actual experience and changes in proportion and differences between City contributions and proportionate share of contributions. The governmental funds report unavailable revenues that are deferred and recognized as an inflow of resources in the period that the amounts become available.

**Compensated absences:** It is the City's policy to permit eligible employees to accumulate earned but unused vacation and sick pay benefits, which will be paid to employees upon separation from City service if certain criteria are met. The accumulated compensated absences and associated employee-related costs are accrued when incurred in the government-wide and proprietary fund financial statements. The current portion is the amount estimated to be used in the following fiscal year. Expenditures for accumulated compensated absences have been reported in governmental funds only if they have matured, for example, as a result of employee resignations and retirements. Compensated absences for governmental funds represent a reconciling item between the funds and government-wide presentations. In the proprietary fund financial statements, vested or accumulated vacation and sick leave, both current and non-current, is recorded as an expense and liability of the relevant proprietary fund as the benefits accrue to employees.

**Unearned revenue:** Unearned revenue represents resources that have been received, but not yet earned.

**Long-term obligations:** In the government-wide financial statements, and proprietary fund types, long-term debt and other long-term obligations are reported as liabilities in the applicable governmental activities, business-type activities, or proprietary fund type statement of net position.

**Note 1 - Summary of Significant Accounting Policies (continued)**

In the fund financial statements, the face amount of debt issued is reported as other financing sources. Issuance costs, whether or not withheld from the actual debt proceeds received, are reported as debt service expenditures.

**Property taxes:** The State of Florida permits the City to levy property taxes up to 10 mills of assessed property valuation for the General Fund except for special benefits and debt service obligations which may be issued with the approval of those taxpayers subject to ad valorem taxes. The operating millage rate levied by the City and budgeted for the 2019-2020 fiscal year was 7.1171 mills and the debt service millage was 0.6495 mills. On January 29, 2008, the Florida electorate approved an amendment to the Florida Constitution relative to property taxation. This amendment (referred to as Amendment 1) was placed on the ballot by the Florida Legislature at a special session held during 2007 and became effective October 1, 2008. Amendment 1 increased the current \$ 25,000 homestead exemption by an additional \$ 25,000 (by exempting the assessed value between \$ 50,000 and \$ 75,000), except for school district taxes. Amendment 1 also provided “portability”, allowing property owners to transfer up to \$ 500,000 of the “Save Our Homes” benefits to their next homestead when they move. “Save Our Homes” became effective in 1995 and limits (caps) the annual increase in assessed value for homesteaded property to three percent (3%) or the percentage change in the Consumer Price Index, whichever is less. In addition, Amendment 1 also provided a \$ 25,000 exemption for tangible personal property and a ten percent (10%) cap on increases in the annual assessment of non-homesteaded properties.

Current tax collections for the year ended September 30, 2020 were approximately 95.3% of the total tax levy, net of discounts allowed.

Property taxes based on assessed values at January 1 are levied on November 1 of each year. A four percent discount is allowed if the taxes are paid in November, with the discount declining by one percentage point each month thereafter. Taxes become delinquent on April 1 of each year and tax certificates for the full amount of any unpaid taxes and assessments are auctioned beginning June 1 of each year.

Property tax revenue is recorded when it becomes available. Available means due and collectible within the current period or soon enough thereafter to be used to pay liabilities of the current period.

The City Commission establishes the tax levy of the City. The adoption of the final millage rate for fiscal year 2019-2020 occurred on September 18, 2019. Under Florida law, the assessment of all properties and the collection of all county, municipal, special district and school board property taxes are provided by Broward County’s Property Appraiser and Tax Collector, who are elected County officials.

The property tax calendar for the revenues billed and received for the fiscal year ended September 30, 2020 is shown as follows:

Lien date	January 1, 2019
Levy date, tax bills mailed	November 1, 2019
Last date for 4% discount on taxes paid	November 30, 2019
Last date for 3% discount on taxes paid	December 31, 2019
Last date for 2% discount on taxes paid	January 31, 2020
Last date for 1% discount on taxes paid	February 29, 2020
Final due date of payment of taxes	March 31, 2020
First date for auctioning tax certificates on delinquent accounts	June 1, 2020



**Note 1 - Summary of Significant Accounting Policies (continued)**

**Net position/fund balance:** Net position is the result of assets and deferred outflows of resources less liabilities and deferred inflows of resources. Net position of the government-wide and proprietary funds are categorized as (a) net investments in capital assets, (b) restricted, or (c) unrestricted. The first category represents net investments in capital assets reduced by accumulated depreciation and any outstanding debt incurred to acquire, construct or improve those assets excluding unexpended debt proceeds. The restricted category represents the balance of assets restricted by requirements of debt covenants and other externally imposed constraints or by legislation in excess of the related liabilities payable from restricted assets. Unrestricted net position consists of the net position not meeting the definition of either of the two other components. Restricted fund balance is used first when both restricted and unrestricted are available unless legal documents/contracts prohibit this.

In the fund financial statements, governmental funds report five categories of fund balances: nonspendable, restricted, committed, assigned, and unassigned. Nonspendable fund balances include amounts that cannot be spent because they are either (a) not in spendable form or (b) legally or contractually required to be maintained intact. Restricted fund balances are amounts constrained for specific purposes by external parties (creditors, grantors, contributors), law, or enabling legislation legally enforceable by external parties. Amounts that can only be used for specific purposes pursuant to constraints imposed by the City Commission (highest level of decision making authority) through an ordinance or resolution (which are both equal and the highest level of decision making) are classified as committed fund balances. The limitation imposed by the resolution/ordinance remains in place until similar action is taken (adoption of another resolution/ordinance) to remove or revise the limitation. Assigned fund balances are amounts without formal constraints, but are intended to be used for specific purposes. This intent can be expressed by the City Commission or through the Commission delegating this responsibility to City management. The authority of the City Manager to make these designations is provided for through resolution and fund balance policy. Unassigned fund balance represents fund balance that has not been assigned to other funds and that has not been restricted, committed, or assigned to specific purposes within the General Fund. The General Fund should be the only fund that reports a positive unassigned balance. In all other funds, unassigned fund balance is limited to negative residual fund balance.

**Use of estimates:** The preparation of financial statements in conformity with GAAP in the United States requires management to make estimates and assumptions that affect the reported amounts of assets and liabilities and disclosure of contingent assets and liabilities at the date of the financial statements and the reported amounts of revenues and expenditures/expenses during the reporting period. Actual results could differ from these estimates.

**Note 2 - Deposits and Investments**

**Deposits:** At year-end, the City's carrying amount of deposits was \$ 30,473,901 including petty cash funds and cash on hand totaling \$ 9,870 as of September 30, 2020. Deposits whose balances exceed the limits of federal depository insurance are collateralized pursuant to Florida Statutes, Chapter 280, Florida Security for Public Deposits Act which sets forth the investment objectives and parameters for the management of public funds for the City.

*Custodian Credit Risk.* Custodian credit risk for deposits is the risk that, in the event of the failure of a depository financial institution, a government will not be able to recover its deposits or will not be able to recover collateral securities that are in the possession of an outside party. All of the City's deposits are entirely insured by federal depository insurance or collateralized by the multiple financial institution collateral pool pursuant to Florida Statutes, Chapter 280, "Florida Security for Public Deposit Act". Under this Act, all qualified public depositories are required to pledge eligible collateral having a fair value equal to or greater than the average daily or monthly balance of all public deposits, multiplied by the depository's collateral pledging level.

**Note 2 - Deposits and Investments (continued)**

The City has \$ 27,814,949 invested in the Florida PRIME and \$ 33,487,745 invested in the FL PALM as of September 30, 2020. The fair value of both the Florida PRIME and the FL PALM is the same as the book value of the pool shares.

**Investments:** The City adopted a formal investment policy in December 2014 in accordance with Section 218.415, Florida Statutes (Local Government Investment Policies). It was designed to safeguard the City's funds, ensure the availability of operating and capital funds when needed, and provide for an investment return competitive with comparable funds and financial market indices. Authorized investments include Florida PRIME, United States Government Securities, United States Government Agencies, Federal Instrumentalities, Interest Bearing Time Deposit of Savings Accounts, Repurchase Agreements, Commercial Paper, Corporate Notes, Bankers' Acceptances, State and/or Local Government Taxable and/or Tax-Exempt Debt, Money Market Mutual Funds, and Intergovernmental Investment Pools.

The City's investment policy stipulates the following maximum portfolio percentages:

Authorized Investments	Maximum % Portfolio Composition	Maximum % Individual Issuers	Maximum % Individual Sectors
Florida Local Government Surplus Trust Fund (Florida PRIME)	25%	N/A	N/A
U.S. Government Securities	100%	N/A	N/A
U.S. Government Agencies	50%	10%	N/A
U.S. Sponsored Agencies	80%	25%	N/A
Interest Bearing Time Deposit	10%	10%	N/A
Repurchase Agreements	20%	5%	N/A
Commercial Paper	25%	2%	10%
Corporate Notes	25%	2%	10%
Asset Backed Securities	10%	2%	5%
Bankers' Acceptances	15%	5%	N/A
State/Local Government Taxable/Tax Exempt General Obligation Bonds	25%	N/A	N/A
State/Local Government Taxable/Tax Exempt Revenue/Excise Bonds	10%	N/A	N/A
Money Market Mutual Funds	35%	15%	N/A
Intergovernmental Investment Pools	25%	N/A	N/A

*Interest Rate Risk.* Interest rate risk is the risk that changes in market interest rates will adversely affect the value of an investment. Generally, the longer the maturity of an investment, the greater the sensitivity of its fair value to changes in market interest rates. The City manages its exposure to declines in fair value by limiting its investment portfolio with a final maturity of seven years or less from the date of purchase and weighted average duration of the entire portfolio of less than three years.

The City employs several investment duration and investment management strategies to minimize the City's portfolio interest rate risk. The City maintains sixty days or more of liquidity in short term securities with maturity and diversification limitations to further minimize changes in market price, as interest rates changes.

The weighted average days to maturity at September 30, 2020 for the SBA Florida PRIME and FL PALM was 48 days and 46 days, respectively.

**Note 2 - Deposits and Investments (continued)**

Information about the sensitivity of the fair values of the City's investments to market rate fluctuations is provided by the following table that shows the distribution of City funds as of September 30, 2020.

Investment Type	Fair Value	Remaining Maturity (in years)	
		Less Than 1	1 to 5
U.S. Agency Notes	\$ 15,667,018	\$ -	\$ 15,667,018
U.S. Treasury Notes	20,226,595	693,215	19,533,380
U.S. Sponsored Agencies	15,146,450	394,152	14,752,298
Corporate Notes	14,667,857	3,009,044	11,658,813
Asset Backed Securities	3,368,716	444,580	2,924,136
Municipal/Provincial Bonds	2,828,213	-	2,828,213
Money Market Funds	30,861	30,861	-
	<u>\$ 71,935,710</u>	<u>\$ 4,571,852</u>	<u>\$ 67,363,858</u>

*Credit risk.* The City's investment policy limits investments to the safest types of securities. Investment transactions shall seek to keep capital losses at a minimum and to attain this objective, diversification is required in order that potential losses on individual securities do not exceed the income generated from the remainder of the portfolio. Credit risk is the risk that an issuer of an investment will not fulfill its obligation to the holder of the investment. This is measured by the assignment of a rating by a nationally recognized statistical rating organization. The Florida PRIME and FL PALM are rated AAAM by Standard and Poor's. City monies that are invested in U.S. Government obligations are considered to have no credit risk.

*Custodial Credit Risk.* Custodial credit risk for investments is the risk that, in the event of the failure of the counterparty (e.g. broker-dealer) to a transaction, a government will not be able to recover the value of its investment or collateral securities that are in the possession of another party. All City investments are being held by a third party commercial trust bank and are fully insured and collateralized under the name of the City or its agent.

The following table discloses Standard and Poor's credit ratings by investment type for each of the City's fixed income securities.

	Fair Value	Percentage of Portfolio
U.S. government guaranteed	\$ 20,717,408	28.80%
AAA	4,034,907	5.61%
AA+	30,353,515	42.20%
AA	1,698,626	2.36%
AA-	567,772	0.79%
A+	3,475,692	4.83%
A-	2,375,736	3.30%
A	7,633,453	10.61%
NR	1,078,601	1.50%
Total credit risk debt securities	<u>\$ 51,218,302</u>	<u>71.20%</u>
Total fixed income securities	<u>\$ 71,935,710</u>	<u>100.00%</u>

**City of Margate, Florida**  
**Notes to Basic Financial Statements**  
**September 30, 2020**

**Note 2 - Deposits and Investments (continued)**

The City categorizes its fair value measurements within the fair value hierarchy established by generally accepted accounting principles. The hierarchy is based on the valuation inputs used to measure the fair value of the asset. Level 1 inputs are quoted prices in active markets for identical assets; Level 2 inputs are significant other observable inputs; and Level 3 inputs are significant unobservable inputs.

The City has the following recurring fair value measurements as of September 30, 2020:

Investments	September 30, 2019	Level 1	Level 2	Level 3
U.S. Agency Notes	\$ 15,667,018	\$ -	\$ 15,667,018	\$ -
U.S. Treasury Notes	20,226,595	-	20,226,595	-
U.S. Sponsored Agencies	15,146,450	-	15,146,450	-
Corporate Notes	14,667,857	-	14,667,857	-
Asset Backed Securities	3,368,716	-	3,368,716	-
Municipal/Provincial Bonds	2,828,213	-	2,828,213	-
Money market funds	<u>30,861</u>	<u>-</u>	<u>30,861</u>	<u>-</u>
Total investments measured at fair value	\$ 71,935,710	\$ <u>-</u>	\$ <u>71,935,710</u>	\$ <u>-</u>
Investments measured at amortized cost:				
Florida PRIME	27,814,949			
FL PALM	33,487,745			
Cash and cash equivalents:				
Money market funds and other deposits	30,464,031			
Petty cash	<u>9,870</u>			
Total unrestricted and restricted cash, cash equivalents and investments	\$ <u>163,712,305</u>			

These Level 2 holdings consist of government instrumentality securities and corporate bonds. The fair value of these investments is determined through matrix pricing and the valuations are provided by an independent pricing source which relies upon multiple broker data feeds.

**Note 3 - Receivables**

Receivables as of September 30, 2020 for the City's individual funds in the aggregate, including the allowances for uncollectible receivables are as follows:

	General Fund	Margate Community Redevelopment Agency Trust Fund	Margate Community Redevelopment Agency Capital Improvement Fund	Water and Wastewater Fund	Nonmajor and other Funds	Total
Intergovernmental	\$ 512,050	\$ -	\$ -	\$ 17,686	\$ 499,747	\$ 1,029,483
Accounts	180,659	-	-	3,417,768	235,045	3,833,472
Taxes	722,170	-	-	-	319	722,489
Others	<u>4,812,078</u>	<u>9,864</u>	<u>18</u>	<u>113,477</u>	<u>55,284</u>	<u>4,990,721</u>
Gross receivables	6,226,957	9,864	18	3,548,931	790,395	10,576,165
Less: allowance for uncollectible	<u>(3,756,500)</u>	<u>-</u>	<u>-</u>	<u>(10,000)</u>	<u>-</u>	<u>(3,766,500)</u>
Net total receivables	\$ <u>2,470,457</u>	\$ <u>9,864</u>	\$ <u>18</u>	\$ <u>3,538,931</u>	\$ <u>790,395</u>	\$ <u>6,809,665</u>

**City of Margate, Florida**  
**Notes to Basic Financial Statements**  
**September 30, 2020**

**Note 4 - Transfers**

The outstanding balance between funds results from the time lag between the dates that payment between funds is made. Transfers at September 30, 2020, consisted of the following:

Transfers Out:	Transfers in:				Total
	General Fund	Margate Community Redevelopment Agency Sinking Fund	Margate Community Redevelopment Agency Capital Improvement Fund	Nonmajor Governmental Funds	
General Fund	\$ -	\$ -	\$ -	\$ 3,412,716 c, e	\$ 3,412,716
Margate Community Redevelopment Agency Trust Fund	-	1,898,883 a	3,207,909 b, c	-	5,106,792
Nonmajor Governmental Funds	-	-	-	144,720 c	144,720
Water and Wastewater Fund	1,905,355 d	-	-	-	1,905,355
<b>Total</b>	<b>\$ 1,905,355</b>	<b>\$ 1,898,883</b>	<b>\$ 3,207,909</b>	<b>\$ 3,557,436</b>	<b>\$ 10,569,583</b>

Reasons for these transfers are set forth below:

- a) Debt obligation
- b) Annual sweep between funds
- c) Capital improvements
- d) Return on Investment (ROI)
- e) Other

**Note 5 - Deferred Inflows of Resources and Unearned Revenue**

As of September 30, 2020, the various components of deferred inflows of resources and unearned revenue reported in the governmental funds were as follows:

	Deferred Inflows	Unearned Revenue
Intergovernmental revenue	\$ 402,501	\$ -
Miscellaneous revenue	626,535	3,123
Business licenses	-	185,776
Rental income	-	56,593
	<b>\$ 1,029,036</b>	<b>\$ 245,492</b>

**City of Margate, Florida**  
**Notes to Basic Financial Statements**  
**September 30, 2020**

---

**Note 6 - Capital Assets**

Capital assets activity for the year ended September 30, 2020, was as follows:

	Beginning Balance	Increases	Decreases	Ending Balance
Governmental Activities:				
Capital assets, not being depreciated:				
Land	\$ 28,908,072	\$ 133,925	\$ (89,500)	\$ 28,952,497
Intangibles	3,622,677	1,754,214	-	5,376,891
Construction in progress	<u>3,288,157</u>	<u>3,997,561</u>	<u>(2,599,899)</u>	<u>4,685,819</u>
Total capital assets, not being depreciated	<u>35,818,906</u>	<u>5,885,700</u>	<u>(2,689,399)</u>	<u>39,015,207</u>
Capital assets, being depreciated:				
Infrastructure	89,978,534	481,730	-	90,460,264
Buildings	16,537,134	841,047	(720,183)	16,657,998
Machinery and equipment	21,010,287	1,929,363	(1,946,622)	20,993,028
Improvements other than buildings	<u>9,199,010</u>	<u>3,904,071</u>	<u>-</u>	<u>13,103,081</u>
Total capital assets, being depreciated	<u>136,724,965</u>	<u>7,156,211</u>	<u>(2,666,805)</u>	<u>141,214,371</u>
Less accumulated depreciation for:				
Infrastructure	(57,714,190)	(2,572,866)	-	(60,287,056)
Buildings	(6,945,983)	(331,144)	42,544	(7,234,583)
Machinery and equipment	(15,245,689)	(1,719,729)	1,931,250	(15,034,168)
Improvements other than buildings	<u>(6,218,767)</u>	<u>(416,470)</u>	<u>-</u>	<u>(6,635,237)</u>
Total accumulated depreciation	<u>(86,124,629)</u>	<u>(5,040,209)</u>	<u>1,973,794</u>	<u>(89,191,044)</u>
Total capital assets, being depreciated, net	<u>50,600,336</u>	<u>2,116,002</u>	<u>(693,011)</u>	<u>52,023,327</u>
Governmental Activities capital assets, net	<u>\$ 86,419,242</u>	<u>\$ 8,001,702</u>	<u>\$ (3,382,410)</u>	<u>\$ 91,038,534</u>
Business-type Activities:				
Capital assets, not being depreciated:				
Construction in progress	\$ 10,438,282	\$ 3,503,772	\$ (1,608,697)	\$ 12,333,357
Capital assets, being depreciated:				
Infrastructure	101,715,100	2,225,163	-	103,940,263
Buildings	27,238,173	155,317	-	27,393,490
Machinery and equipment	<u>7,086,040</u>	<u>468,291</u>	<u>(330,423)</u>	<u>7,223,908</u>
Total capital assets, being depreciated	<u>136,039,313</u>	<u>2,848,771</u>	<u>(330,423)</u>	<u>138,557,661</u>

**City of Margate, Florida**  
**Notes to Basic Financial Statements**  
**September 30, 2020**

**Note 6 - Capital Assets (continued)**

	Beginning Balance	Increases	Decreases	Ending Balance
Less accumulated depreciation for:				
Infrastructure	(62,673,957)	(2,061,585)	-	(64,735,542)
Buildings	(23,818,971)	(476,954)	-	(24,295,925)
Machinery and equipment	<u>(5,711,963)</u>	<u>(387,788)</u>	<u>330,423</u>	<u>(5,769,328)</u>
Total accumulated depreciation	<u>(92,204,891)</u>	<u>(2,926,327)</u>	<u>330,423</u>	<u>(94,800,795)</u>
Total capital assets, being depreciated, net	<u>43,834,422</u>	<u>(77,556)</u>	<u>-</u>	<u>43,756,866</u>
Business-type Activities capital assets, net	\$ <u>54,272,704</u>	\$ <u>3,426,216</u>	\$ <u>(1,608,697)</u>	\$ <u>56,090,223</u>

Provision for depreciation was charged to functions of the City as follows:

Governmental activities:	
Public safety	\$ 1,409,671
Public works	2,191,170
General government	226,660
Economic and physical environment	433,399
Culture and recreation	<u>779,309</u>
Total depreciation expense - governmental activities	\$ <u>5,040,209</u>
Business-type activities:	
Water and Wastewater Fund	\$ 2,742,446
Stormwater Utility Fund	<u>183,881</u>
Total depreciation expense - business-type activities	\$ <u>2,926,327</u>

Construction Commitments

The City has the following active construction commitments with contractors at September 30, 2020:

Projects	Incurred- to-Date	Remaining Commitment
Governmental Activities:		
Blueway trails	\$ -	\$ 252,819
Fire Administration - Banks Road Improvements	37,710	63,359
Fire Station 58 Replacement	381,455	211,380
Southgate Park Renovation	329,845	367,023
Southeast Park Improvements - Soccer Fields & Playground	1,710,669	11,503
Vinson Park Renovations	83,116	1,076,884
David Park Improvements	359,676	525
Sports Complex - Covered Field	1,026,221	2,579,762

**Note 6 - Capital Assets (continued)**

<u>Projects</u>	<u>Incurred- to-Date</u>	<u>Remaining Commitment</u>
Business-type Activities:		
Water Main Improvements, Phase II	846,033	651,888
WTP & WWTP Brine Tank Replacement	155,317	17,068
Water Meter Installation & Replacement, Cycle Four	378,736	105,938
Lift Station 21 Renovation	430,185	15,939
Water Main/Force Main Control Improvements	-	124,909
West WWTP Coagulant Feed	5,202	443,528
DEES Admin Building Roof Replacement	468,298	41,702
	<u>\$ 6,212,463</u>	<u>\$ 5,964,227</u>

**Note 7 - Long-Term Debt**

**Governmental Activities**

**General Obligation Bonds**

**\$ 9,105,000 General Obligation Bonds, Series 2019** - In November 2018, a majority of the electors voting at a referendum within the City approved the issuance of general obligation bonds in a principal amount not exceeding \$10 million for purposes of improving parks and recreation projects and paying certain costs and expenses related to the issuance of the Bonds. In April 2019, the City issued the General Obligation Bonds, Series 2019 in the principal amount of \$ 9,105,000. The bonds were issued for the purpose of acquiring, constructing, equipping, renovating, replacing and improving parks and recreation projects. The outstanding bonds bear an interest rate from 3.0% to 5.0%, payable semiannually on January 1st and July 1st of each year. The Series 2019 Bonds are general obligations of the City and are payable from unlimited ad valorem taxes on all taxable real and tangible personal property within the City (except exemptions provided by applicable law). There is no limitation as to the rate or amount of ad valorem taxes that can be levied for the purpose of repaying the Series 2019 Bonds. The bonds will mature on July 1, 2039 with the first principal payment due July 1, 2020. The bonds maturing on and after July 1, 2030 may be subject to redemption prior to their respective maturities.

\$ 8,875,000



**City of Margate, Florida**  
**Notes to Basic Financial Statements**  
**September 30, 2020**

---

**Note 7 - Long-Term Debt (continued)**

The annual debt service requirements until maturity for the General Obligation Bonds, Series 2019 outstanding at September 30, 2020, are as follows:

Year Ending September 30,	Series 2019		
	Principal	Interest	Total
2021	\$ 305,000	\$ 352,350	\$ 657,350
2022	320,000	337,100	657,100
2023	335,000	321,100	656,100
2024	350,000	304,350	654,350
2025	365,000	286,850	651,850
2026-2030	2,130,000	1,140,500	3,270,500
2031-2035	2,645,000	622,600	3,267,600
2036-2039	2,425,000	184,350	2,609,350
	<u>\$ 8,875,000</u>	<u>\$ 3,549,200</u>	<u>\$ 12,424,200</u>

**\$ 18,950,000 General Obligation Refunding Bonds, Series 2016** - In July 2016, the City issued the General Obligation Refunding Bonds, Series 2016. The bonds were issued to refund the General Obligation Bonds, Series 2007 which was used to finance various projects consisting of repavement, repair and installation of streets, sidewalks and bridges within the City. The outstanding bonds bear an interest rate from 2.0% to 5.0%, payable semi-annually on January 1st and July 1st of each year. The Series 2016 Bonds are general obligations of the City and are payable from unlimited ad valorem taxes on all taxable real and tangible personal property within the City (except exemptions provided by applicable law). There is no limitation as to the rate or amount of ad valorem taxes that can be levied for the purpose of repaying the Series 2016 Bonds. The July 1, 2037 maturity date remains unchanged. The bonds maturing on and after July 1, 2027 may be subject to redemption prior to their respective maturities.

\$ 16,655,000

The annual debt service requirements until maturity for the General Obligation Refunding Bonds, Series 2016 outstanding at September 30, 2020, are as follows:

Year Ending September 30,	Series 2016		
	Principal	Interest	Total
2021	\$ 645,000	\$ 832,750	\$ 1,477,750
2022	680,000	800,500	1,480,500
2023	710,000	766,500	1,476,500
2024	745,000	731,000	1,476,000
2025	785,000	693,750	1,478,750
2026-2030	4,545,000	2,840,500	7,385,500
2031-2035	5,800,000	1,584,500	7,384,500
2036-2037	2,745,000	207,500	2,952,500
	<u>\$ 16,655,000</u>	<u>\$ 8,457,000</u>	<u>\$ 25,112,000</u>

**Note 7 - Long-Term Debt (continued)**

**Redevelopment Refunding Revenue Bonds**

**\$ 12,010,560 Redevelopment Refunding Revenue Bonds, Series 2012A (Taxable)** - In December 2012, the Margate CRA entered into a Margate Community Redevelopment Refunding Revenue Bonds, Series 2012A Loan Agreement with a local bank to refinance the outstanding balance of the Series 2006 Community Redevelopment Revolving Line of Credit Agreement and reduce the interest rate on such debt. The Series 2012A is secured by a loan agreement which bears an interest rate of 3.470%, subject to adjustments based on occurrence of a determination of taxability event and by margin rate factor as calculated by lender. The Series 2012A is payable in January and July of each year through 2022 with the first principal payment due January 2013. The loan is secured by the Margate CRA's tax incremental revenues. The Series 2012A will be special obligations of the CRA and will not constitute a general debt, liability, or obligation of the CRA or the State of Florida or any political subdivision thereof within the meaning of any constitutional or statutory provision. The bonds shall not constitute a lien upon any property of the CRA except the Pledged Revenues. The bonds may be prepaid by the CRA in whole or in part on any date on or after December 13, 2014 with no prepayment penalty.

\$ 1,651,879

**\$ 3,548,737 Redevelopment Refunding Revenue Bonds, Series 2012B** - In December 2012, the Margate CRA entered into a Margate Community Redevelopment Refunding Revenue Bonds, Series 2012B Loan Agreement with a local bank to refinance the outstanding balance of the Series 2006 Community Redevelopment Bonds and reduce the interest rate on such debt. The Series 2012B is secured by a loan agreement which bears an interest rate of 2.270%, subject to adjustments based on occurrence of a determination of taxability event and by margin rate factor as calculated by lender. During fiscal year 2019, the interest rate was increased to 2.759% due to a change in the corporate tax rate. The Series 2012B is payable in January and July of each year through 2022 with the first principal payment due January 2013. The loan is secured by the Margate CRA's tax incremental revenues. The Series 2012B will be special obligations of the CRA and will not constitute a general debt, liability, or obligation of the CRA or the State of Florida or any political subdivision thereof within the meaning of any constitutional or statutory provision. The bonds shall not constitute a lien upon any property of the CRA except the Pledged Revenues. The bonds may be prepaid by the CRA in whole or in part on any date on or after December 13, 2014 with no prepayment penalty.

612,127

\$ 2,264,006

Upon an event of default the bank may declare the Series 2012 bonds to be immediately due and payable with interest at the Prime Rate plus 3.0% provided such rate shall not exceed the highest rate of interest allowed by applicable law.

The annual debt service requirements until maturity for Redevelopment Refunding Revenue Bonds, Series 2012 outstanding at September 30, 2020, are as follows:

Year Ending September 30,	Series 2012A		Series 2012B		Total
	Principal	Interest	Principal	Interest	
2021	\$ 1,432,049	\$ 45,000	\$ 405,778	\$ 14,105	\$ 1,896,932
2022	219,830	3,812	206,349	2,847	432,838
	<u>\$ 1,651,879</u>	<u>\$ 48,812</u>	<u>\$ 612,127</u>	<u>\$ 16,952</u>	<u>\$ 2,329,770</u>

**City of Margate, Florida**  
**Notes to Basic Financial Statements**  
**September 30, 2020**

**Note 7 - Long-Term Debt (continued)**

**Bonds Authorized, but Unissued**

In February 2009, the City passed an ordinance authorizing the issuance of Water and Sewer Revenue Bonds, Series 2009 in the aggregate principal not to exceed \$ 12,190,000 to finance all or a portion of the cost of constructing, acquiring and equipping certain improvements to the water and sewer system of the City. As of September 30, 2020, the City has not issued the 2009 Series of Water and Sewer Revenue Bonds.

**Arbitrage**

The City has performed the required arbitrage liability computation in accordance with the Internal Revenue Service (IRS) arbitrage regulations. As of September 30, 2020, there are no rebatable arbitrage liabilities for the outstanding bond issues.

The following is a summary of changes in long-term liabilities of the City for the year ended September 30, 2020.

	Balance October 1, 2019	Additions	Deletions	Balance September 30, 2020	Due Within One Year
<b>Governmental Activities:</b>					
Bonds payable and capital leases:					
General Obligation Bonds, Series 2019	\$ 9,105,000	\$ -	\$ (230,000)	\$ 8,875,000	\$ 305,000
General Obligation Refunding Bonds, Series 2016	17,265,000	-	(610,000)	16,655,000	645,000
Bonds from direct borrowings and direct placements:					
CRA Redevelopment Refunding Revenue Bonds, Series 2012A	3,035,500	-	(1,383,621)	1,651,879	1,432,049
CRA Redevelopment Refunding Revenue Bonds, Series 2012B	1,008,849	-	(396,722)	612,127	405,778
Total general obligation and revenue bonds	<u>30,414,349</u>	<u>-</u>	<u>(2,620,343)</u>	<u>27,794,006</u>	<u>2,787,827</u>
Deferred amounts:					
Bond issuance premium, Series 2019	882,869	-	(44,514)	838,355	-
Bond issuance premium, Series 2016	3,559,171	-	(200,517)	3,358,654	-
Total deferred amounts	<u>4,442,040</u>	<u>-</u>	<u>(245,031)</u>	<u>4,197,009</u>	<u>-</u>
Total bonds payable	<u>34,856,389</u>	<u>-</u>	<u>(2,865,374)</u>	<u>31,991,015</u>	<u>2,787,827</u>
Capital leases	620,248	-	(223,928)	396,320	195,446
Subtotal	<u>35,476,637</u>	<u>-</u>	<u>(3,089,302)</u>	<u>32,387,335</u>	<u>2,983,273</u>
Other long-term liabilities:					
Compensated absences payable	11,256,630	1,566,704	(822,849)	12,000,485	1,094,254
Net pension liability	73,294,737	18,180,217	-	91,474,954	-
Claims and judgements	2,962,823	3,977,090	(2,564,237)	4,375,676	971,428
Other post employment benefits liability	14,659,092	1,117,385	-	15,776,477	-
Subtotal	<u>102,173,282</u>	<u>24,841,396</u>	<u>(3,387,086)</u>	<u>123,627,592</u>	<u>2,065,682</u>
Governmental activity long-term liabilities	<u>\$ 137,649,919</u>	<u>\$ 24,841,396</u>	<u>\$ (6,476,388)</u>	<u>\$ 156,014,927</u>	<u>\$ 5,048,955</u>

**City of Margate, Florida**  
**Notes to Basic Financial Statements**  
**September 30, 2020**

**Note 7 - Long-Term Debt (continued)**

	Balance October 1, 2019	Additions	Deletions	Balance September 30, 2020	Due Within One Year
<b>Business-type Activities:</b>					
Revenue bonds, Series 2007	\$ 1,115,000	\$ -	\$ (1,115,000)	\$ -	-
Other long-term liabilities:					
Compensated absences payable	1,878,347	225,052	(45,349)	2,058,050	201,633
Net pension liability	6,465,290	1,578,741	-	8,044,031	-
Other post employment benefits liability	3,140,088	236,177	-	3,376,265	-
Subtotal	<u>11,483,725</u>	<u>2,039,970</u>	<u>(45,349)</u>	<u>13,478,346</u>	<u>201,633</u>
Business-type activity long-term liabilities	<u>12,598,725</u>	<u>2,039,970</u>	<u>(1,160,349)</u>	<u>13,478,346</u>	<u>201,633</u>
<b>Total Long-term Liabilities</b>	<b>\$ <u>150,248,644</u></b>	<b>\$ <u>26,881,366</u></b>	<b>\$ <u>(7,636,737)</u></b>	<b>\$ <u>169,493,273</u></b>	<b>\$ <u>5,250,588</u></b>

In governmental activities, compensated absences, net pension liability, and OPEB obligation are generally liquidated by the General Fund. For business-type activities, compensated absences, net pension liability, and OPEB obligation are generally liquidated by either the appropriate fund of Water and Wastewater or Stormwater Utility. Claims and judgments are generally liquidated by the Internal Service General Insurance Fund.

**Pledged Revenues**

The City has pledged a portion of the future tax incremental revenues collected by the Margate Community Redevelopment Agency (CRA) to repay the \$ 15.6 million redevelopment revenue refunding bonds entered into in December 2012 to refund the 2006 Series bonds which was used to finance the acquisition of various properties for redevelopment purposes. The long-term debts are payable solely from the tax incremental revenues and are payable through 2022. At September 30, 2020, the maximum annual debt service is at 26% of the tax incremental revenues. The total principal and interest remaining to be paid on these long-term debts is approximately \$ 2.3 million. Principal and interest paid and tax incremental revenues for the current year were \$ 1,898,883 and \$ 7,187,259, respectively.

**Note 8 - Capital Leases**

In January 2017, the City entered into a lease agreement as a lessee to finance the acquisition of a quint/ladder emergency vehicle and associated equipment, as well as two emergency vehicles in the aggregate amount of approximately \$ 969,200. The vehicles have a six year estimated useful life. In fiscal year 2020, approximately \$ 161,100 was included in depreciation expense and total accumulated depreciation is approximately \$ 415,500. The lease agreement qualifies as a capital lease for accounting purposes and, therefore, has been recorded at the present value of future minimum lease payments as of the inception date.

**Note 8 - Capital Lease (continued)**

The future minimum lease obligations and the net present value of these minimum lease payments as of September 30, 2020, were as follows:

Year Ending September 30,		
2021	\$	206,464
2022		<u>206,464</u>
Total minimum lease payment		412,928
Less: amount representing interest		<u>(16,608)</u>
Present value of minimum lease payment	\$	<u><u>396,320</u></u>

**Note 9 - Florida Retirement System**

**A. Florida Retirement System:**

As provided by Chapters 121 and 112, Florida Statutes, the Florida Retirement System (“FRS”) provides two cost sharing, multiple employer defined benefit plans administered by the Florida Department of Management Services, Division of Retirement, including the FRS Pension Plan (“Pension Plan”) and the Retiree Health Insurance Subsidy (“HIS Plan”) and a defined contribution pension plan (“Investment Plan”). As a general rule, membership in the FRS is compulsory for all employees working in a regularly established position for a state agency, county government, district school board, state university, community college, or a participating city or special district within the State of Florida. The FRS provides retirement and disability benefits, annual cost-of-living adjustments, and death benefits to plan members and beneficiaries. Benefits are established by Chapter 121, Florida Statutes, and Chapter 60S, Florida Administrative Code. Amendments to the law can be made only by an act of the Florida State Legislature.

The State of Florida annually issues a publicly available financial report that includes financial statements and required supplementary information for the FRS. The latest available report may be obtained by writing to the State of Florida Division of Retirement, Department of Management Services, P.O. Box 9000, Tallahassee, Florida 32315-9000, or by calling (877) 377-1737 or by visiting the website: [http://www.dms.myflorida.com/workforce\\_operations/retirement/publications](http://www.dms.myflorida.com/workforce_operations/retirement/publications).

**Pension Plan**

Plan Description - The Pension Plan is a cost-sharing multiple-employer defined benefit pension plan, with a Deferred Retirement Option Program (“DROP”) for eligible employees.

**Note 9 - Florida Retirement System (continued)**

Benefits Provided - Benefits under the Pension Plan are computed on the basis of age, average final compensation, and service credit. For Pension Plan members enrolled before July 1, 2011, Regular class members who retire at or after age 62 with at least six years of creditable service or 30 years of service regardless of age are entitled to a retirement benefit payable monthly for life, equal to 1.6% times years of service times final average compensation based on the five highest years of salary. Vested members with less than 30 years of service may retire before age 62 and receive reduced retirement benefits. Special Risk Administrative Support class members who retire at or after age 55 with at least six years of creditable service or 25 years of service regardless of age are entitled to a retirement benefit payable monthly for life, equal to 1.6% times years of service times final average compensation based on the five highest years of salary.

Special Risk class members (sworn law enforcement officers, firefighters, and correctional officers) who retire at or after age 55 with at least six years of creditable service, or with 25 years of service regardless of age, are entitled to a retirement benefit payable monthly for life, equal to 3.0% times the years of service times their final average compensation based on the five highest years of salary for each year of creditable service. Senior Management Service class members who retire at or after age 62 with at least six years of creditable service or 30 years of service regardless of age are entitled to a retirement benefit payable monthly for life, equal to 2.0% times the years of service times their final average compensation based on the five highest years of salary for each year of creditable service. Elected Officers' class members who retire at or after age 62 with at least six years of creditable service or 30 years of service regardless of age are entitled to a retirement benefit payable monthly for life, equal to 3.0% times the years of service (3.33% for judges and justices) times their final average compensation based on the five highest years of salary for each year of creditable service.

For Plan members enrolled on or after July 1, 2011, the vesting requirement is extended to eight years of creditable service for all these members and increasing normal retirement to age 65 or 33 years of service regardless of age for Regular, Senior Management Service, and Elected Officers' class members, and to age 60 or 30 years of service regardless of age for Special Risk and Special Risk Administrative Support class members. Also, the final average compensation for all these members will be based on the eight highest years of salary.

As provided in Section 121.101, Florida Statutes, if the member is initially enrolled in the Pension Plan before August 1, 2011, the annual cost of living adjustment ("COLA") is three percent per year. The COLA formula for retirees with an effective retirement date or DROP begin date on or after August 1, 2011, will be the sum of the pre-July 2011 service credit divided by the total service credit at retirement multiplied by 3 percent. Plan members initially enrolled on or after July 1, 2011, will not have a cost-of-living adjustment after retirement.

In addition to the above benefits, the DROP program allows eligible members to defer receipt of monthly retirement benefit payments while continuing employment with a FRS employer for a period not to exceed 60 months after electing to participate. Deferred monthly benefits are held in the FRS Trust Fund and accrue interest. There are no required contributions by DROP participants.

Contributions - Effective July 1, 2011, all enrolled members of the FRS, other than DROP participants, are required to contribute three percent of their salary to the FRS. In addition to member contributions, governmental employers are required to make contributions to the FRS based on state-wide contribution rates established by the Florida Legislature. These rates are updated as of July 1 of each year. The employer contribution rates by job class for the periods from October 1, 2019 through June 30, 2020 and from July 1, 2020 through September 30, 2020, respectively, were as follows: Regular - 8.47% and 10.00%; Special Risk Administrative Support - 38.59% and 35.84%; Special Risk - 25.48% and 24.45%; Senior Management Service - 25.41% and 27.29%; Elected Officers' - 48.82% and 49.18%; and DROP participants - 14.60% and 16.98%. These employer contribution rates include 1.66% HIS Plan subsidy for the period October 1, 2019 through September 30, 2020.

**Note 9 - Florida Retirement System (continued)**

**HIS Plan:**

Plan Description - The HIS Plan is a cost-sharing multiple-employer defined benefit pension plan established under Section 112.363, Florida Statutes, and may be amended by the Florida Legislature at any time. The benefit is a monthly payment to assist retirees of State-administered retirement systems in paying their health insurance costs and is administered by the Florida Department of Management Services, Division of Retirement.

Benefits Provided - For the fiscal year ended September 30, 2020, eligible retirees and beneficiaries received a monthly HIS payment of \$ 5 for each year of creditable service completed at the time of retirement, with a minimum HIS payment of \$ 30 and a maximum HIS payment of \$ 150 per month. To be eligible to receive these benefits, a retiree under a State-administered retirement system must provide proof of health insurance coverage, which may include Medicare.

Contributions - The HIS Plan is funded by required contributions from FRS participating employers as set by the Florida Legislature. Employer contributions are a percentage of gross compensation for all active FRS members. For the fiscal year ended September 30, 2020, the HIS contribution rate was 1.66%. The City contributed 100% of its statutorily required contributions for the current and preceding three years. HIS Plan contributions are deposited in a separate trust fund from which payments are authorized. HIS Plan benefits are not guaranteed and are subject to annual legislative appropriation. In the event legislative appropriation or available funds fail to provide full subsidy benefits to all participants, benefits may be reduced or cancelled.

Pension Liabilities, Pension Expense, and Deferred Outflows of Resources and Deferred Inflows of Resources Related to Pensions - At September 30, 2020, the City reported liabilities of \$ 84,845,287 for its proportionate share of the Pension Plan's net pension liability and \$14,673,698 for the HIS Plan's net pension liability for a total pension liability of \$ 99,518,985. The net pension liability was measured as of June 30, 2020, and the total pension liability used to calculate the net pension liability was determined by an actuarial valuation as of July 1, 2020. At June 30, 2020, the City's proportionate share was .195760042 percent for the Pension Plan and .120179308 percent for the HIS Plan, which was an increase of .003086477 percent and an increase of .000365792 percent respectively, from the proportionate share measured as of June 30, 2019.

For the year ended September 30, 2020, the City recognized pension expense of \$ 18,020,725 for the Pension Plan and \$ 1,196,384 for the HIS Plan for a total pension expense of \$ 19,217,109. At September 30, 2020, the City reported deferred outflows of resources and deferred inflows of resources related to pensions from the following sources:

	Deferred Outflows of Resources		
	Pension Plan	HIS Plan	Total
Differences between expected and actual experience	\$ 3,247,202	\$ 600,243	\$ 3,847,445
Changes of assumptions	15,359,696	1,577,840	16,937,536
Net difference between projected and actual earnings on pension plan investments	5,051,770	11,716	5,063,486
Changes in proportion and differences between City contributions and proportionate share of contributions	1,699,201	407,138	2,106,339
City contributions subsequent to the measurement date	1,582,552	161,653	1,744,205
	<u>\$ 26,940,421</u>	<u>\$ 2,758,590</u>	<u>\$ 29,699,011</u>

**Note 9 - Florida Retirement System (continued)**

Description	Deferred Inflows of Resources		
	Pension Plan	HIS Plan	Total
Differences between expected and actual experience	\$ -	\$ 11,320	\$ 11,320
Changes of assumptions	-	853,218	853,218
Changes in proportion and differences between City contributions and proportionate share of contributions	723,145	109,336	832,481
	<u>\$ 723,145</u>	<u>\$ 973,874</u>	<u>\$ 1,697,019</u>

Deferred outflows of resources related to employer contributions paid subsequent to the measurement date and prior to the employer’s fiscal year end will be recognized as a reduction of the net pension liability in the subsequent reporting period ending September 30, 2021. The amounts reported as deferred outflows of resources and deferred inflows of resources related to pensions will be recognized in pension expense as follows:

Year Ended September 30,	Employer Share of Deferred Outflows/Inflows		
	Pension Plan	HIS Plan	Total
2021	\$ 5,406,863	\$ 436,333	\$ 5,843,196
2022	7,903,188	386,565	8,289,753
2023	6,481,197	161,049	6,642,246
2024	3,875,495	196,713	4,072,208
2025	967,981	233,512	1,201,493
Thereafter	-	208,891	208,891

**Actuarial Assumptions** - The Florida Retirement System Actuarial Assumption Conference is responsible for setting the assumptions used in the funding valuations of both pension plans pursuant to section 216.136 (10), Florida Statutes. The Pension Plan’s valuation is performed annually. The HIS Plan has a valuation performed biennially that is updated for GASB reporting in the year a valuation is not performed. The most recent experience study for the Pension Plan was completed in 2019 for the period July 1, 2013, through June 30, 2018. Because the HIS Plan is funded on a pay-as-you-go basis, no experience study has been completed for that program. The actuarial assumptions that determined the total pension liability for the HIS Plan were based on certain results of the most recent experience study for the Pension Plan. The total pension liability in the June 30, 2020 actuarial valuation was determined using the following actuarial assumptions, applied to all periods included in the measurement.



**Note 9 - Florida Retirement System (continued)**

	Pension Plan	HIS Plan
Inflation	2.40%	2.40%
Salary increases	3.25%, average, including inflation	3.25%, average, including inflation
Investment rate of return	6.80%, net of pension plan investment expense, including inflation	N/A
Actuarial cost method	Individual entry age	Individual entry age
Mortality table	PUB-2010 with Projection Scale MP-2018	PUB-2010 with Projection Scale MP-2018

**Long-term Expected Rate of Return** - The long-term expected rate of return on Pension Plan investments was not based on historical returns, but instead is based on a forward-looking capital market economic model. The allocation policy's description of each asset class was used to map the target allocation to the asset classes shown below. Each asset class assumption is based on a consistent set of underlying assumptions and includes an adjustment for the inflation assumption. The target allocation and best estimates of arithmetic and geometric real rates of return for each major asset class are summarized in the following table:

Asset Class	Target Allocation (1)	Annual Arithmetic Return	Compound Annual (Geometric) Return	Standard Deviation
Cash	1.0%	2.2%	2.2%	1.2%
Fixed income	19.0%	3.0%	2.9%	3.5%
Global equity	54.2%	8.0%	6.7%	17.1%
Real estate	10.3%	6.4%	5.8%	11.7%
Private equity	11.1%	10.8%	8.1%	25.7%
Strategic investments	4.4%	5.5%	5.3%	6.9%
	<u>100.0%</u>			
Assumed inflation - Mean			2.4%	1.7%

(1) as outlined in the Pension Plan's Investment Policy

**Discount Rate** - The discount rate used to measure the total pension liability was 6.80% for the Pension Plan. The Pension Plan's fiduciary net position was projected to be available to make all projected future benefit payments of current active and inactive employees. Therefore, the discount rate for calculating the total pension liability is equal to the long-term expected rate of return.

The discount rate used to measure the total pension liability was 2.21% for the HIS Plan. In general, the discount rate for calculating the HIS Plan's total pension liability is equal to the single rate equivalent to discounting at the long-term expected rate of return for benefit payments prior to the projected depletion date. Because the HIS Plan benefit is essentially funded on a pay-as-you-go basis, the depletion date is considered to be immediate, and the municipal bond rate of 2.21% was used to determine the total pension liability. The Bond Buyer General Obligation 20-Bond Municipal Bond Index was adopted as the applicable municipal bond index.

**Sensitivity of the City's Proportionate Share of the Net Position Liability to Changes in the Discount Rate** - The following table presents the sensitivity of the City's proportionate share of the net pension liability to changes in the discount rate. The sensitivity analysis, below, shows the impact to the City's proportionate share of the net pension liability if the discount rate was 1.00% lower or 1.00% higher than the current discount rate at June 30, 2020.

**Note 9 - Florida Retirement System (continued)**

	1% Decrease (5.80%)	Current Discount Rate (6.80%)	1% Increase (7.80%)
City's proportionate share of the net pension liability for Pension Plan	\$ 135,483,665	\$ 84,845,287	\$ 42,551,894
	1% Decrease (1.21%)	Current Discount Rate (2.21%)	1% Increase (3.21%)
City's proportionate share of the net pension liability for HIS Plan	\$ 16,962,140	\$ 14,673,698	\$ 12,800,615

**Investment Plan:**

The SBA (State Board of Administration) administered the defined contribution plan officially titled the FRS Investment Plan. The Investment Plan is reported in the SBA's annual financial statements and in the State of Florida Comprehensive Annual Financial Report.

As provided in Section 121.4501, Florida Statutes, eligible FRS members may elect to participate in the Investment Plan in lieu of the FRS Defined Benefit Plan. City employees participating in DROP are not eligible to participate in the Investment Plan. Employer and employee contributions, including amounts contributed to individual members' accounts, are defined by law, but the ultimate benefit depends, in part, on the performance of investment funds. Benefit terms, including contribution requirements, for the Investment Plan are established and may be amended by the Florida Legislature. The Investment Plan is funded with the same employer and employee contribution rates that are based on salary and membership class, as the Pension Plan. Contributions are directed to individual member accounts, and the individual members allocate contributions and account balances among various approved investment choices. Costs of administering the Investment Plan, including the FRS Financial Guidance Program, are funded through an employer contribution of 0.06 percent of payroll and by forfeited benefits of plan members. Allocations to the investment members' accounts during the 2019-2020 fiscal year, as established by Section 121.72, Florida Statutes, are based on percentage of gross compensation, by class, as follows:

<u>Class</u>	<u>Allocation Rate</u>
Elected Officials	11.34%
Senior Management	7.67%
Special Risk	14.00%
Regular Employees	6.30%

For all membership classes, employees are immediately vested in their own contributions and are vested after one year of service for employer contributions and investment earnings. If an accumulated benefit obligation for service credit originally earned under the Pension Plan vesting is transferred to the Investment Plan, the member must have the years of service required for Pension Plan vesting (including the service credit represented by the transferred funds) to be vested for these funds and the earnings on these funds. Non-vested employer contributions are placed in a suspense account for up to five years. If the employee returns to FRS-covered employment within the five-year period, the employee will regain control over his or her account. If the employee does not return within the five-year period, the employee will forfeit the accumulated account balance. For the fiscal year ended September 30, 2020, the information for the amount of forfeitures was unavailable from the SBA; however, management believes that these amounts, if any, would be immaterial to the City.

**Note 9 - Florida Retirement System (continued)**

After termination and applying to receive benefits, the member may rollover vested funds to another qualified plan, structure a periodic payment under the Investment Plan, receive a lump-sum distribution, leave the funds invested for future distribution, or any combination of these options. Disability coverage is provided; the member may either transfer the account balance to the Pension Plan when approved for disability retirement to receive guaranteed lifetime monthly benefits under the Pension Plan, or remain in the Investment Plan and rely upon that account balance for retirement income.

The City’s pension expense for the Investment Plan totaled \$ 1,054,923 for the fiscal year ended September 30, 2020.

**Note 10 - Risk Management**

The City is exposed to risks of loss related to torts; theft of, damage to, and destruction of assets; errors and omissions; illness of and injuries to employees; and natural disasters.

The City has established one internal service fund, the General Insurance Fund, which provides funds for expenses incurred in the insurance programs of workers’ compensation and other claims. The City purchases commercial insurance for employee health care coverage, general liability, property, boiler and machinery, public officials’ liability, police professional liability, law enforcement officer and firefighter insurance, accidental death and dismemberment and excess workers compensation coverage.

The General Insurance Fund is accounted for as an Internal Service Fund in which assets are set aside for claim settlements. All self-funded insurance program premiums are charged to the General Fund, Building Fund, Stormwater Utility Fund and Water and Wastewater Fund, as applicable. The total charge allocated to each fund is determined by trending actual claims experience. Funding for expenses incurred from unexpected and unusual claims are accounted for through a reserve established for such purposes.

The City recorded an estimated liability for indemnity of workers’ compensation claims and general insurance claims against the City. Claims liabilities are based on estimates of the ultimate cost of reported claims (including future claims adjustment expense) and an estimate for claims incurred but not reported, based on historical experience. Claims liabilities include specific, incremental claim adjustment expenses, allocated loss adjustment expenses, and are reduced for estimated recoveries on unsettled claims such as salvage or subrogation.

The following represents the changes in approximate aggregate liabilities for the City from October 1, 2018 to September 30, 2020:

	General Insurance Fund
	<u>                    </u>
Liability balance, October 1, 2018	\$ 3,120,908
Claims and changes in estimates	981,514
Claims payments	<u>(1,139,599)</u>
Liability balance, September 30, 2019	2,962,823
Claims and changes in estimates	3,977,090
Claims payments	<u>(2,564,237)</u>
Liability balance, September 30, 2020	\$ <u><u>4,375,676</u></u>
Claims and payments due within one year	\$ <u><u>971,428</u></u>
Assets available to pay claims at September 30, 2020	\$ <u><u>4,159,265</u></u>

**Note 10 - Risk Management (continued)**

The City has not had a significant reduction in insurance coverage. For each of the past three years, major categories of risk, and settled claims have not exceeded the City's retention and excess coverage in force.

**Note 11 - Commitments and Contingencies**

The City is currently the defendant in a number of litigation issues and claims that arose in the normal course of operations. City management intends to defend such matters. In the opinion of management, the ultimate outcome of these claims and issues will not have a material effect on the activities or net position of the City.

In FY 2015, City management noticed inconsistencies in supporting documentation for grant (housing related) awards, notified auditors and funding agencies, and provided information and supporting documentation for review. The grants program became the subject of an active police investigation and a forensic audit. As a result of these actions, the former grants manager pled guilty at arraignment and was sentenced to prison time in August 2017.

The U.S. Department of Housing and Urban Development Office of Inspector General performed an audit of the City's Neighborhood Stabilization Program (NSP) grants related to this same issue. An audit report detailing findings and recommendations was issued in May 2018. The report indicated that \$ 811,571 was spent on ineligible costs and that the Miami Office of Community Planning and Development should require the City to repay the \$ 811,571 to the program from non-Federal funds.

In October 2018, one of the audited properties with ineligible costs was sold and net proceeds remitted to the City totaled \$ 181,385. These monies were deposited into the NSP fund thereby reducing the amount recorded in the financial statements to \$ 630,186 as a liability for the potential repayment. Therefore, the financial statements include only an adjustment for \$ 630,186 for NSP in the General Fund and do not include any other adjustments that might result from the outcome of this uncertainty. The City is waiting on instruction from HUD for further disposition of these monies. The City is currently working to settle all items related to this matter.

Audits may be forthcoming for other grant programs.

In fiscal year 2014, the CRA was audited by the Broward Office of the Inspector General (the "OIG"). The OIG audit determined that the CRA failed to comply with the requirements of the Florida Statutes for the allocation and disposition of carryforward TIF funds of approximately \$ 2.7 million. The management of the CRA and legal counsel responded in a letter that they believe that they are in compliance with the statutory requirements. As of September 30, 2020, the CRA has not received an update from the OIG with regard to the audit results during fiscal year 2014. The financial statements do not reflect any adjustments that might result from this uncertainty.

**Note 11 - Commitments and Contingencies (continued)**

A "Sick Bank" was established in the collective bargaining agreement between the City of Margate and International Association of Firefighters (IAFF) union beginning in 1978 by Resolution 3857. The collective bargaining agreement between the City and IAFF for the period of October 1, 1985 to September 30, 1988 provided the City shall each month, as of the last day of each month, credit to the Sick Bank a dollar value equal to (.0494) times the number of regular compensated hours, exclusive of overtime, paid during the month, to each member of the bargaining unit. The credit was later revised to equal (.05769) times the number of regular compensated hours, exclusive of overtime, paid during the month, to each member of the bargaining unit. The regular base hourly rate used for the calculation was the regular base pay hourly rate in effect on the last day of the pay period immediately preceding the last day of the month. When a member used the Sick Bank, the value withdrawn from the Sick Bank was equal to his/her pay at the time he/she used the Sick Bank. Sick Bank credits were only maintained for members currently employed with the Fire Department.

Effective with the IAFF collective bargaining agreement approved on February 7, 2018, the Sick Bank was renamed the Medical Leave Assistance Plan (MLAP). Upon ratification of the agreement, the balance from the MLAP was reduced to 1,000,000 units/dollars which are only available for use by existing members as of the date of ratification. Members must first use all available sick leave, then all available vacation, and all available compensatory time before being eligible to withdraw from the MLAP. In addition, no additional credits will be added to the MLAP, and any units/dollars remaining five years from the date of execution will be forfeited. An alternative donation program was also established with this agreement for new members and for use after the MLAP sunsets in 2023.

The Sick Bank/MLAP is not accrued as a liability because use of the program is contingent upon a future event that is beyond the control of both the employer and the employee. There is no payout to the members upon separation.

**Note 12 - Other Post-Employment Benefits**

During fiscal year 2018, the City implemented GASB Statement No. 75, *Accounting and Financial Reporting for Postemployment Benefits Other Than Pensions*. GASB Statement No. 75 specifies that governments must recognize their total OPEB liability and related deferred outflows of resources, deferred inflows of resources, and OPEB expense in the financial statements based on the actuarial present value of projected benefit payments, rather than the smaller net OPEB obligation based on contribution requirements, under GASB Statement No. 45.

**Plan description and funding policy.** The City offers to retiring employees a one-time opportunity to participate in the City's employee group health and life insurance program (the "Plan"). The Plan is a single-employer defined benefit OPEB plan administered by Cigna Corporation. The post-employment benefits are extended to retirees and continued at the discretion of the City Commission, which reserves the right (subject to State Statute and any collective bargaining agreements) to change or terminate benefits and to change contributions required from retirees in the future as circumstances change.

**Note 12 - Other Post-Employment Benefits (continued)**

The participation of retirees and their eligible dependents in the Plan is at a premium cost to the retiree that is no more than the premium cost applicable to active employees. A retiring member who rejects this initial opportunity to continue to participate in the Plan will not be entitled to another opportunity to renew participation at any time in the future. The coverage provided under this Plan is supplemental and/or secondary to coverage under any and all other health insurance plans or programs that are provided to or carried by the retiring member from any other source.

The following table provides a summary of the number of participants in the Plan as of September 30, 2018:

Inactive Plan members or beneficiaries currently receiving benefits	68
Inactive Plan members entitled to but not yet receiving benefits	-
Active Plan members	<u>519</u>
Total Plan members	<u><u>587</u></u>

Currently, the City’s OPEB benefits are unfunded. This plan is not accounted for in a trust fund. To date, the City has followed a pay as you go funding policy, therefore, only those amounts necessary to provide for the City’s reporting of current year benefit costs and expenses have been contributed from the General Fund. State law prohibits the City from separately rating retirees and active employees for medical plan benefits. Therefore, the City assigns to both groups a blended rate and makes available to both groups the same plan options. Contribution rates are provided for in collective bargaining agreements negotiated with various unions representing employees. Effective January 1, 2018, retirees that are not Medicare eligible are responsible for 35% of premium costs with the City contributing 65%. Retirees eligible for Medicare are responsible for the full premium. Life insurance coverage for retiree and spouse is 100% retiree paid. The Plan does not issue a stand-alone financial report and it is not included in the report of a public employee retirement system or a report of another entity.

**Actuarial Methods and Assumptions:** The actuarial valuation of the calculation of OPEB involves estimates of the value of reported amounts and assumptions about the probability of events in the future. Amounts determined regarding the funded status of the plan and the annual required contributions of the employer are subject to continual revision as actual results are compared to past expectations and new estimates are made about the future.

Projections of benefits for financial reporting purposes are based on the substantive plan (the plan as understood by the City and plan members) and include the types of benefits in force at the valuation date and the historical pattern of sharing benefit costs between the City and the plan members to that point. Actuarial calculations reflect a long-term perspective and employ methods and assumptions that are designed to reduce short-term volatility in actuarial accrued liabilities and the actuarial value of assets. The total OPEB Liability was rolled forward twelve months from the valuation date to the measurement date using standard actuarial techniques.

**Note 12 - Other Post-Employment Benefits (continued)**

The total OPEB liability at September 30, 2020 was based on an actuarial valuation dated September 30, 2018 with a measurement date of September 30, 2019, using the following actuarial assumptions:

Actuarial Cost Method	Entry Age Normal
Inflation	2.50%
Discount Rate	2.75%
Salary Increases	Salary increase rates used for Regular Class and Special Risk Class members in the July 1, 2018 actuarial valuation of the Florida Retirement System; 3.7% - 7.8%, including inflation.
Retirement Age	Retirement rates used for Regular Class and Special Risk Class members in the July 1, 2018 actuarial valuation of the Florida Retirement System. They are based on the results of a statewide experience study covering the period 2008 through 2013
Mortality	Mortality tables used for Regular Class and Special Risk Class members in the July 1, 2018 actuarial valuation of the Florida Retirement System. They are based on the results of a statewide experience study covering the period 2008 through 2013. and include generational projections.
Healthcare Cost Trend Rates	Based on the Getzen Model, with a trend of 0% for 2019 (to reflect actual premiums), 6.50% for 2020, and gradually decreasing to an ultimate trend rate of 4.24% plus 0.91% increase for excise tax.
Aging Factors	Based on the 2013 SOA Study "Health Care Costs-From Birth to Death".
Expense	Administrative expenses are included in the per capita health costs.

Changes in assumptions and other inputs include the change in the discount rate from 3.83% as of the beginning of the measurement period to 2.75% as of September 30, 2019. These changes are reflected in the Schedule of Changes in Total OPEB Liability. There were no benefit changes during the year.

**Discount Rate:** The discount rate used to measure the total OPEB liability at September 30, 2019 was 2.75%. Because the City’s OPEB costs are funded on a pay-as-you-go funding structure, a tax-exempt municipal bond rate based on an index of 20 year general obligation bonds with an average AA credit rating as of the measurement date was used to determine the total OPEB liability. The discount rate was 3.83% as of the beginning of the measurement year.

**Total OPEB Liability of the City:** The components of the City’s net OPEB liability at September 30, 2020, are as follows:

Total OPEB liability	\$ 19,152,742
OPEB Plan fiduciary net position	<u>                  -</u>
City's net OPEB liability	<u><u>\$ 19,152,742</u></u>
 OPEB Plan fiduciary net position as a percentage of total OPEB liability	  0.00%

**Note 12 - Other Post-Employment Benefits (continued)**

**Changes in Total OPEB Liability**

Measurement year ended September 30, 2019	
Total OPEB liability:	
Service cost	\$ 644,212
Interest on total OPEB liability	689,624
Change in assumptions and other inputs	894,807
Benefit payments	<u>(875,081)</u>
Net change in total OPEB liability	1,353,562
Total OPEB liability, beginning	<u>17,799,180</u>
Total OPEB liability, ending	<u>\$ 19,152,742</u>

**Sensitivity of the Total OPEB Liability to Changes in the Discount Rate:** The following table presents the total OPEB liability, calculated using the discount rate of 2.75%, as well as what the City’s total OPEB liability would be if it were calculated using a discount rate that is one percentage-point lower or one percentage-point higher than the current discount rate:

	<u>1% Decrease (1.75%)</u>	<u>Current Discount Rate (2.75%)</u>	<u>1% Increase (3.75%)</u>
Total OPEB liability	\$ <u>19,949,904</u>	\$ <u>19,152,742</u>	\$ <u>18,325,551</u>

**Sensitivity of the Total OPEB Liability to Changes in the Healthcare Cost Trend Rates:** The following table presents the total OPEB liability of the City, as well as what the City’s total OPEB liability would be if it were calculated using a healthcare cost trend rate that is one percentage-point lower or one percentage-point higher than the current trend rate:

	<u>1% Trend Decrease</u>	<u>Trend Rate Assumption</u>	<u>1% Trend Increase</u>
Total OPEB liability	\$ <u>17,475,352</u>	\$ <u>19,152,742</u>	\$ <u>20,934,035</u>



**Note 12 - Other Post-Employment Benefits (continued)**

**OPEB Expense and Deferred Outflows of Resources and Deferred Inflows of Resources Related to OPEB:** For the year ended September 30, 2020, the City recognized OPEB expense of \$ 1,305,152. At September 30, 2020, the City has deferred outflows of resources and deferred inflows of resources related to OPEB from the following sources:

	<u>Deferred Outflows of Resources</u>	<u>Deferred Inflows of Resources</u>
Difference between expected and actual experience	\$ 3,855,271	\$ -
Changes in assumptions and other inputs	810,391	4,401,081
Benefits paid subsequent to measurement date	<u>899,723</u>	<u>-</u>
Total	<u>\$ 5,565,385</u>	<u>\$ 4,401,081</u>

\$ 899,723 reported as deferred outflows of resources related to OPEB contributions resulting from City benefits made after the measurement date, but before the end of the City’s fiscal year will be recognized as a reduction of the OPEB liability in the year ended September 30, 2021 rather than the current fiscal year. Other amounts reported as deferred outflows of resources and deferred inflows of resources related to OPEB will be recognized in OPEB expense as follows:

<u>Fiscal Year Ending September 30,</u>	<u>Deferred Inflows of Resources</u>
2021	\$ (28,684)
2022	(28,684)
2023	(28,684)
2024	(28,684)
2025	(28,684)
Thereafter	<u>408,001</u>
	<u>\$ 264,581</u>

**Note 13 - Interlocal Agreement**

In fiscal year 2019, the City amended the interlocal agreement (“ILA”) with the City of Coconut Creek to provide emergency medical and fire protection services. Amendment 3 to the ILA adopted in March 2019 extended the term of the Agreement until September 30, 2021. The City received \$ 10,050,000 from Coconut Creek in fiscal year 2020. Amendment 5 to the ILA approved in September 2020 provided for an increase to the annual fee to \$ 10,552,500 for fiscal year 2021.

**Note 14 - Deferred Compensation Plan**

The City offers its employees an optional deferred compensation plan in accordance with Internal Revenue Code Section 457. The Plan available to all full-time employees permits them to defer a portion of their salaries until future years. The deferred compensation is not available to employees until termination, retirement, death, or unforeseeable emergency. The City has no liability or fiduciary responsibility for the Plan; therefore, it is not included in the City’s financial statements.

**Note 15 - Encumbrances**

Encumbrance accounting is utilized to the extent necessary to assure budgetary control and accountability and to facilitate effective cash planning and control. At year end, the amount of encumbrances expected to be honored upon performance by vendors in the next year were as follows:

Governmental Funds		
General Fund	\$	468,066
Margate Community Redevelopment Agency Capital Improvement Fund		2,729,771
Nonmajor Funds		<u>2,612,001</u>
Total	\$	<u><u>5,809,838</u></u>

**Note 16 - Operating Lease**

The Margate CRA currently has various lease arrangements for two shopping complexes it owns located along Margate Boulevard. The properties have aggregate costs of approximately \$ 3.1 million and \$ 4.3 million in land and building, respectively. The buildings have a total carrying value of \$3.1 million at September 30, 2020. Depreciation expense for the year was approximately \$ 85,520. Total rental revenues from these properties during the fiscal year amounted to approximately \$ 469,800. The leases have a termination clause of 12 months or less.

**Note 17 - Governmental Grants**

In accordance with the Title 2 U.S. Code of Federal Regulations (CFR) Part 200, *Uniform Administrative Requirements, Cost Principles, and Audit Requirements for Federal Awards*, and the Florida Single Audit Act, the City is required to perform “single audits” when the required threshold of \$ 750,000 in grant expenditures from either source is exceeded. During the year ended September 30, 2020, the City exceeded the required threshold from federal and state sources and a federal single audit and a state single audit were required and completed.

**Note 18 - C51 Reservoir**

In December 2019, the City Commission approved an agreement for capacity allocation in Phase 1 of the C-51 Reservoir Agreement between Palm Beach Aggregates, LLC and the City providing for a regional alternative water supply. Per Chapter 163 of the Florida Statutes, the City is required to develop a 10-year water supply facilities work plan that incorporates the projects proposed by the City in the 2018 update of the Lower East Coast (LEC) water supply plan or other alternate projects approved by South Florida Water Management District (SFWMD). The C-51 Reservoir Project and storage capacity for water supply allocation is considered an alternative water supply as defined in Florida Statutes Section 371.019(1).

**Note 18 - C51 Reservoir (continued)**

This agreement for capacity allocation provides for the City, as a governmental entity that owns and operates a public water utility, to contribute its pro-rata share of the capital costs and operating and maintenance costs in exchange for a contractual allocation of the permitted storage capacity in the Phase 1 Reservoir as an alternative water supply. The Capacity Allocation Agreement provides for two million gallons per day of storage capacity in the C-51 Reservoir. The regional alternative water supply stores excess wet-season storm runoff for later distribution and use during the dry season. A series of interconnected reservoirs (collectively, the C-51 Reservoir) will be constructed to receive and store water from areas under the jurisdiction of the SFWMD. Each party will be charged a pro rata contribution of capital costs and following construction a pro rata contribution of operating and maintenance costs based upon their respective storage allocation and consumptive use permit. Within thirty days after receipt of the Notice of the Commercial Operation Date, the City shall pay for the Capacity Cost share in the amount of \$ 9.2 million based on the initial capacity of two million gallons per day. The expected commencement of operations is September, 2022. This project has been included in the City's five-year capital improvement plan for FY 2023. The initial estimated annual operations payment is \$ 36,551 per MGD of the City's final capacity allocation which includes certain renewal and replacement costs.

**Note 19 - COVID-19 Pandemic Subsequent Event**

As a result of the pandemic, the City submitted to Broward County approximately \$ 1.6 million in COVID related expenses (incurred through November 2020). To date, the City has received reimbursement from Broward County of all these expenses.

**Note 20 - Northwest Focal Point Senior Center**

The results of COVID-19 have been evolving since late 2019 and are expected to have a material effect on the Northwest Focal Point Senior Center. The Center has been severely impacted by the pandemic which limited its services and revenue opportunities. Approximately half of the Center's fund balance was used in fiscal year 2020, however that practice cannot be sustained and continuity of operations will need to be addressed if there are no changes to the funding streams. It is anticipated that the Center will have a negative fund balance during FY 2022 which is expected to be discussed by the City Commission and the Northwest Focal Point Senior Center Board in the upcoming months to determine a plan/resolution to allow the Center to continue as a going concern.

**Note 21 - Risks and Uncertainties**

The coronavirus (COVID-19) outbreak has caused disruption in international and U.S. economies and markets. The coronavirus and fear of further spread has caused quarantines, cancellation of events, and overall reduction in business and economic activity. On March 11, 2020, the *World Health Organization* designated the coronavirus outbreak as a pandemic. Management and the Board of Commissioners continue to evaluate and monitor the potential adverse effect that this event may have on the City's financial position, operations and cash flows. The full impact of COVID-19 is unknown at this time and cannot be reasonably estimated as these events are still developing.

**Note 22 - Date of Management Review**

The City's management has evaluated subsequent events through February 23, 2021, the date which the financial statements were available for issue.

This Page Intentionally Left Blank

REQUIRED  
SUPPLEMENTARY INFORMATION

This Page Intentionally Left Blank

**City of Margate, Florida**  
**Budgetary Comparison Schedule**  
**General Fund**  
**For the Year Ended September 30, 2020**

	Budgeted Amounts		Actual Amounts	Variance with Final Budget
	Original	Final		
<b>Revenues:</b>				
Property taxes	\$ 22,510,000	\$ 22,510,000	\$ 22,534,356	\$ 24,356
Franchise taxes	4,251,605	4,251,605	4,238,113	(13,492)
Utility service taxes	6,362,000	6,362,000	6,543,809	181,809
Licenses and permits	529,150	529,150	474,972	(54,178)
Intergovernmental	6,311,818	6,311,818	6,937,423	625,605
Investment income	200,000	200,000	1,172,915	972,915
Charges for services	23,915,717	23,915,717	23,602,596	(313,121)
Fines and forfeitures	453,500	453,500	239,705	(213,795)
Miscellaneous	1,945,242	1,946,592	1,543,380	(403,212)
Total revenues	<u>66,479,032</u>	<u>66,480,382</u>	<u>67,287,269</u>	<u>806,887</u>
<b>Expenditures:</b>				
Current:				
General government:				
City commission	563,618	690,321	613,836	76,485
City manager	1,480,548	1,443,178	1,161,695	281,483
Finance	1,853,713	1,853,713	1,753,316	100,397
Non-departmental	10,207,812	10,595,312	8,420,201	2,175,111
Human resources	935,863	935,863	883,349	52,514
Development services	982,894	1,130,099	810,491	319,608
City clerk	1,011,060	1,011,060	901,642	109,418
City attorney	463,432	538,632	438,965	99,667
Information technology	994,727	1,129,727	1,104,304	25,423
Total general government	<u>18,493,667</u>	<u>19,327,905</u>	<u>16,087,799</u>	<u>3,240,106</u>
Public safety:				
Police	21,623,233	21,720,984	20,962,358	758,626
Fire	20,835,861	21,203,940	21,012,062	191,878
Total public safety	<u>42,459,094</u>	<u>42,924,924</u>	<u>41,974,420</u>	<u>950,504</u>
Culture and recreation:				
Administration	571,662	574,467	563,358	11,109
Special activities	543,819	590,358	260,622	329,736
Parks and grounds	3,033,332	3,034,802	2,631,672	403,130
Aquatics	815,597	819,783	470,147	349,636
Total culture and recreation	<u>4,964,410</u>	<u>5,019,410</u>	<u>3,925,799</u>	<u>1,093,611</u>
Public works:				
Administration	829,238	787,538	646,662	140,876
Buildings	1,678,656	1,719,456	1,552,891	166,565
City garage	1,483,143	1,524,043	1,151,623	372,420
Total public works	<u>3,991,037</u>	<u>4,031,037</u>	<u>3,351,176</u>	<u>679,861</u>

**City of Margate, Florida**  
**Budgetary Comparison Schedule**  
**General Fund**  
**(Continued)**  
**For the Year Ended September 30, 2020**

	<u>Budgeted Amounts</u>		<u>Actual Amounts</u>	<u>Variance with Final Budget</u>
	<u>Original</u>	<u>Final</u>		
Debt service:				
Principal retirement	225,440	225,440	223,928	1,512
Interest and other charges	17,549	17,549	17,418	131
Total debt service	<u>242,989</u>	<u>242,989</u>	<u>241,346</u>	<u>1,643</u>
Total expenditures	<u>70,151,197</u>	<u>71,546,265</u>	<u>65,580,540</u>	<u>5,965,725</u>
Excess (deficiency) of revenues over (under) expenditures	<u>(3,672,165)</u>	<u>(5,065,883)</u>	<u>1,706,729</u>	<u>6,772,612</u>
<b>Other Financing Sources (Uses):</b>				
Transfers in	1,905,355	1,905,355	1,905,355	-
Transfers out	<u>(1,451,702)</u>	<u>(3,412,716)</u>	<u>(3,412,716)</u>	<u>-</u>
Total other financing sources (uses)	<u>453,653</u>	<u>(1,507,361)</u>	<u>(1,507,361)</u>	<u>-</u>
	(3,218,512)	(6,573,244)	199,368	6,772,612
<b>Fund Balance, Beginning</b>	<u>32,407,703</u>	<u>32,407,703</u>	<u>32,407,703</u>	<u>-</u>
<b>Fund Balance, Ending</b>	<u>\$ 29,189,191</u>	<u>\$ 25,834,459</u>	<u>\$ 32,607,071</u>	<u>\$ 6,772,612</u>



**City of Margate, Florida**  
**Budgetary Comparison Schedule**  
**Special Revenue Fund - Margate Community Redevelopment Agency Trust Fund**  
**For the Year Ended September 30, 2020**

---

	Budgeted Amounts		Actual Amounts	Variance with Final Budget
	Original	Final		
<b>Revenues:</b>				
Tax incremental	\$ 7,203,056	\$ 7,203,056	\$ 7,187,259	\$ (15,797)
Intergovernmental	-	-	6,480	6,480
Investment income	25,000	25,000	33,417	8,417
Rental income	631,500	631,500	469,784	(161,716)
Miscellaneous	-	-	8,519	8,519
<b>Total revenues</b>	<b>7,859,556</b>	<b>7,859,556</b>	<b>7,705,459</b>	<b>(154,097)</b>
<b>Expenditures:</b>				
General government	2,269,122	2,065,122	1,250,461	814,661
Economic and physical environment	2,612,250	2,816,250	1,348,206	1,468,044
<b>Total expenditures</b>	<b>4,881,372</b>	<b>4,881,372</b>	<b>2,598,667</b>	<b>2,282,705</b>
Excess of revenues over expenditures	2,978,184	2,978,184	5,106,792	2,128,608
<b>Other Financing Uses:</b>				
Transfers out	(2,978,184)	(5,106,792)	(5,106,792)	-
<b>Net change in fund balance</b>	<b>-</b>	<b>(2,128,608)</b>	<b>-</b>	<b>2,128,608</b>
<b>Fund Balance, Beginning</b>	<b>-</b>	<b>-</b>	<b>-</b>	<b>-</b>
<b>Fund Balance, Ending</b>	<b>\$ -</b>	<b>\$ (2,128,608)</b>	<b>\$ -</b>	<b>\$ 2,128,608</b>

**Note 1 - Budgetary Information**

The following procedures are used to establish the budgetary data reflected in the financial statements:

Annual appropriated budgets are adopted for all governmental funds. Budgets are prepared on a basis consistent with accounting principles generally accepted in the United States of America (GAAP). All annual appropriations lapse at fiscal year-end.

1. On or before August 15 of each year, the City Manager submits to the City Commission a proposed operating budget for the fiscal year beginning October 1. The operating budget includes proposed expenditures and the means of financing them. The City Commission holds budget workshops and two public hearings to solicit comments and suggestions from the citizens.
2. Prior to October 1, a final budget is legally adopted by City Ordinance. The appropriated budget is prepared by fund, function and department. The City Manager may approve transfers of appropriations within a department; transfers of appropriations between departments or funds, however, require approval of the City Commission. Accordingly, the legal level of budgetary control is at the department level, except for the Margate CRA and Northwest Focal Point Senior Center where budgetary control is at the Agency level.
3. Encumbrance accounting is employed in governmental funds. Encumbrances outstanding at year end are reported as a component of either assigned or restricted fund balance and do not constitute expenditures or liabilities because the commitments will be re-appropriated and honored during the subsequent fiscal year.

City of Margate, Florida  
 Required Supplementary Information  
 Schedule of Changes in Total OPEB Liability and Related Ratios  
 (Unaudited)

Fiscal Year:	9/30/2020	9/30/2019	9/30/2018
Measurement Date:	<u>9/30/2019</u>	<u>9/30/2018</u>	<u>9/30/2017</u>
<b>Total OPEB liability:</b>			
Service cost	\$ 644,212	\$ 738,687	\$ 2,407,457
Interest on total OPEB liability	689,624	549,636	1,428,239
Difference between expected and actual experience	-	4,751,845	-
Change of benefit terms	-	-	(29,563,238)
Change of assumptions	894,807	(2,934,302)	(2,874,119)
Benefits payments	<u>(875,081)</u>	<u>(543,786)</u>	<u>(856,527)</u>
<b>Net change in total OPEB liability</b>	1,353,562	2,562,080	(29,458,188)
<b>Total OPEB liability, beginning</b>	<u>17,799,180</u>	<u>15,237,100</u>	<u>44,695,288</u>
<b>Total OPEB liability, ending</b>	<u>\$ 19,152,742</u>	<u>\$ 17,799,180</u>	<u>\$ 15,237,100</u>
<b>Covered payroll</b>	\$ 36,857,279	\$ 35,953,301	\$ 32,992,116
<b>Total OPEB liability as a percentage of covered payroll</b>	51.96%	49.51%	46.18%

**Notes to Schedule:**

This schedule is intended to show information for ten years. Additional years will be displayed as they become available.

Changes in assumptions include the change in the discount rate from 3.83% as of the beginning of the measurement period to 2.75% as of September 30, 2019.

There were no benefit changes during the year.

*Plan Assets.* No assets are accumulated in a trust that meets all of the criteria of GASB No. 75, paragraph 4, to pay benefits.

**City of Margate, Florida**  
**Required Supplementary Information**  
**Schedule of Proportionate Share of Net Pension Liability**  
**Florida Retirement System Pension Plan**  
**(Unaudited)**

	<u>2020</u>	<u>2019</u>	<u>2018</u>	<u>2017</u>	<u>2016</u>	<u>2015</u>
City of Margate, Florida's proportion of the net pension liability	.195760042%	.192673565%	.194997438%	.198856274%	.191181409%	.171705136%
City of Margate, Florida's proportionate share of the net pension liability	\$ 84,845,287	\$ 66,354,094	\$ 58,734,239 *	\$ 58,840,541	\$ 48,273,456	\$ 22,178,021
City of Margate, Florida's covered payroll	\$ 34,414,402	\$ 33,233,991	\$ 32,999,820	\$ 31,911,431	\$ 29,407,952	\$ 28,039,927
City of Margate, Florida's proportionate share of the net pension liability as a percentage of its covered payroll	246.54%	199.66%	177.98%	184.39%	164.15%	79.09%
Plan fiduciary net position as a percentage of total pension liability	78.85%	82.61%	84.26%	83.89%	84.88%	92.00%

This schedule is intended to present information for ten years. However, until a full ten-year trend is compiled, the pension plan will present information for those years for which the information is available.

\* Reflects restatement of beginning net pension liability at July 1, 2017, due to implementation of GASB 75, *Accounting and Financial Reporting for Postemployment Benefits Other Than Pensions*.

**City of Margate, Florida**  
**Required Supplementary Information**  
**Schedule of Proportionate Share of Net Pension Liability**  
**Retiree Health Insurance Subsidy Program**  
**(Unaudited)**

	<u>2020</u>	<u>2019</u>	<u>2018</u>	<u>2017</u>	<u>2016</u>	<u>2015</u>
City of Margate, Florida's proportion of the net pension liability	.120179308	.119813516%	.120507804%	.119432380%	.114484765%	.111228388%
City of Margate, Florida's proportionate share of the net pension liability	\$ 14,673,698	\$ 13,405,933	\$ 12,754,681	\$ 12,770,261	\$ 13,342,725	\$ 11,343,546
City of Margate, Florida's covered payroll	\$ 41,707,825	\$ 40,069,209	\$ 39,276,280	\$ 38,131,582	\$ 35,274,258	\$ 33,842,969
City of Margate, Florida's proportionate share of the net pension liability as a percentage of its covered payroll	35.18%	33.46%	32.47%	33.49%	37.83%	33.52%
Plan fiduciary net position as a percentage of total pension liability	3.00%	2.63%	2.15%	1.64%	0.97%	0.50%

This schedule is intended to present information for ten years. However, until a full ten-year trend is compiled, the pension plan will present information for those years for which the information is available.

**City of Margate, Florida**  
**Required Supplementary Information**  
**Schedule of Contributions**  
**Florida Retirement System Pension Plan**  
**(Unaudited)**

	<u>2020</u>	<u>2019</u>	<u>2018</u>	<u>2017</u>	<u>2016</u>	<u>2015</u>
Contractually required contribution	\$ 6,002,040	\$ 5,611,835	\$ 5,217,664	\$ 4,771,913	\$ 4,363,156	\$ 4,000,142
Contributions in relation to the contractually required contribution	<u>6,002,040</u>	<u>5,611,835</u>	<u>5,217,664</u>	<u>4,771,913</u>	<u>4,363,156</u>	<u>4,000,142</u>
Contribution deficiency (excess)	<u>\$ -</u>	<u>\$ -</u>	<u>\$ -</u>	<u>\$ -</u>	<u>\$ -</u>	<u>\$ -</u>
City of Margate, Florida's covered payroll	\$ 34,414,402	\$ 33,539,981	\$ 33,028,081	\$ 31,528,008	\$ 29,636,151	\$ 28,551,940
Contributions as a percentage of covered payroll	17.44%	16.73%	15.80%	15.14%	14.72%	14.01%

This schedule is intended to present information for ten years. However, until a full ten-year trend is compiled, the pension plan will present information for those years for which the information is available.

**City of Margate, Florida**  
**Required Supplementary Information**  
**Schedule of Contributions**  
**Retiree Health Insurance Subsidy Program**  
**(Unaudited)**

---

	<u>2020</u>	<u>2019</u>	<u>2018</u>	<u>2017</u>	<u>2016</u>	<u>2015</u>
Contractually required contribution	\$ 696,557	\$ 672,117	\$ 654,354	\$ 622,594	\$ 590,935	\$ 468,894
Contributions in relation to the contractually required contribution	<u>696,557</u>	<u>672,117</u>	<u>654,354</u>	<u>622,594</u>	<u>590,935</u>	<u>468,894</u>
Contribution deficiency (excess)	<u>\$ -</u>	<u>\$ -</u>	<u>\$ -</u>	<u>\$ -</u>	<u>\$ -</u>	<u>\$ -</u>
City of Margate, Florida's covered payroll	\$ 41,707,825	\$ 40,489,038	\$ 39,418,922	\$ 37,505,614	\$ 35,583,830	\$ 34,286,543
Contributions as a percentage of covered payroll	1.67%	1.66%	1.66%	1.66%	1.66%	1.37%

This schedule is intended to present information for ten years. However, until a full ten-year trend is compiled, the pension plan will present information for those years for which the information is available.

This Page Intentionally Left Blank



COMBINING AND INDIVIDUAL FUND  
FINANCIAL STATEMENTS  
AND SCHEDULES

This Page Intentionally Left Blank

## NONMAJOR GOVERNMENTAL FUNDS

### Special Revenue Funds

Special Revenue Funds are used to account for resources legally restricted for the financing of particular activities or projects.

**Road Fund** - To account for the receipt and disbursement of the City's portion of the state revenue sharing of the gasoline tax and local option gas tax.

**Impact Fees Fund** - To account for public safety projects. Revenues are derived from impact fees collected during the building permit process.

**Police Officers Training Fund** - To account for the receipt and disbursement of funds derived from court costs assessed for the purpose of law enforcement education expenditures.

**Confiscated Properties Fund** - To account for revenues generated by Police Department confiscations and investigative reimbursements.

**Building Fund** - To account for the activities of the Building Department that safeguards public health, safety, and general welfare through the administration and enforcement of the Florida Building Code and all local ordinances to ensure the highest level of building code compliance.

**Underground Utility Trust Fund** - To account for the receipt and disbursement of funds derived from developers' contributions to be expended on future projects that place existing or future utility lines underground.

**Housing and Urban Development (HUD) Grant Fund** - To account for Federal funds received from the United States Department of Housing and Urban Development. These funds are used for home repairs, home ownership assistance, park rehabilitation, landscaping of blighted areas, commercial revitalization, and administration.

**Recreation Trust Fund** - To account for the revenues generated from cell phone towers. The funds are used for the development and improvement of recreation facilities.

**Northwest Focal Point Senior Center Fund** - To account for the revenues and expenditures of the special district that provides services to the elderly.

### Debt Service Fund

**General Obligation Refunding Bonds, Series 2016 Debt Service Fund** - To account for and report financial resources that are restricted for principal and interest on general long-term debt, for the General Obligation Refunding Bonds, Series 2016.

**General Obligation Bonds, Series 2019 Debt Service Fund** - To account for the accumulation of property taxes used to pay principal, interest and related costs of the General Obligation Bonds, Series 2019.

### Capital Projects Funds

**General Capital Projects Fund** - To account for financial resources segregated for the acquisition or construction of major capital facilities other than those financed by enterprise operations.

**General Obligation Bonds Proceeds 2019 Fund** - To account for the use of the 2019 bond proceeds for the costs of acquiring, constructing, equipping, renovating, replacing, and improving parks and recreation projects.

### Fiduciary Fund

**Performance Bond Agency Fund** - To account for the receipt and disbursement of cash performance bonds required in connection with regulatory activities.

This Page Intentionally Left Blank

**City of Margate, Florida**  
**Combining Balance Sheet**  
**Nonmajor Governmental Funds**  
**September 30, 2020**

	<u>Special Revenue Funds</u>	<u>Debt Service Funds</u>	<u>Capital Projects Funds</u>	<u>Total</u>
<b>Assets:</b>				
Cash, cash equivalents, and investments	\$ 15,209,113	\$ 75,834	\$ 16,722,694	\$ 32,007,641
Accounts receivable, net	345,605	319	202,680	548,604
Prepayments and other assets	<u>68,245</u>	<u>-</u>	<u>-</u>	<u>68,245</u>
Total assets	<u>\$ 15,622,963</u>	<u>\$ 76,153</u>	<u>\$ 16,925,374</u>	<u>\$ 32,624,490</u>
<b>Liabilities:</b>				
Accounts payable and accrued liabilities	<u>\$ 317,919</u>	<u>\$ -</u>	<u>\$ 442,162</u>	<u>\$ 760,081</u>
<b>Deferred Inflows of Resources:</b>				
Unavailable revenue	<u>77,733</u>	<u>-</u>	<u>200,000</u>	<u>277,733</u>
<b>Fund Balances:</b>				
Nonspendable:				
Prepayments and other assets	68,245	-	-	68,245
Restricted for:				
Public safety	3,407,026	-	-	3,407,026
Transportation	7,409,351	-	-	7,409,351
Building	2,609,871	-	-	2,609,871
Culture and recreation	910,180	-	-	910,180
Debt service	-	76,153	-	76,153
Economic development	398,601	-	-	398,601
Streetlights	362,464	-	-	362,464
Utilities	61,573	-	-	61,573
Capital projects	-	-	7,489,308	7,489,308
Assigned for:				
Capital projects	<u>-</u>	<u>-</u>	<u>8,793,904</u>	<u>8,793,904</u>
Total fund balances	<u>15,227,311</u>	<u>76,153</u>	<u>16,283,212</u>	<u>31,586,676</u>
Total liabilities and fund balances	<u>\$ 15,622,963</u>	<u>\$ 76,153</u>	<u>\$ 16,925,374</u>	<u>\$ 32,624,490</u>

**City of Margate, Florida**  
**Combining Statement of Revenues, Expenditures and Changes in Fund Balances**  
**Nonmajor Governmental Funds**  
**For the Year Ended September 30, 2020**

	<u>Special Revenue Funds</u>	<u>Debt Service Funds</u>	<u>Capital Projects Funds</u>	<u>Total</u>
<b>Revenues:</b>				
Property taxes	\$ -	\$ 2,056,302	\$ -	\$ 2,056,302
Licenses and permits	2,365,975	-	-	2,365,975
Intergovernmental	2,359,227	-	1,000,000	3,359,227
Investment income	217,859	4,794	299,336	521,989
Charges for services	27,800	-	-	27,800
Fines and forfeitures	551,446	-	-	551,446
Impact fees	94,951	-	-	94,951
Miscellaneous	849,422	-	-	849,422
	<u>6,466,680</u>	<u>2,061,096</u>	<u>1,299,336</u>	<u>9,827,112</u>
<b>Expenditures:</b>				
Current:				
Public safety	2,629,144	-	1,298,091	3,927,235
Economic and physical environment	85,767	-	-	85,767
Culture and recreation	1,041,388	-	3,772,752	4,814,140
Public works	1,368,413	-	37,400	1,405,813
Debt service:				
Principal retirement	-	840,000	-	840,000
Interest and other charges	-	1,290,966	-	1,290,966
	<u>5,124,712</u>	<u>2,130,966</u>	<u>5,108,243</u>	<u>12,363,921</u>
Excess (deficiency) of revenues over (under) expenditures	<u>1,341,968</u>	<u>(69,870)</u>	<u>(3,808,907)</u>	<u>(2,536,809)</u>
<b>Other Financing Sources (Uses):</b>				
Transfers in	2,332,300	-	1,225,136	3,557,436
Transfers out	(144,720)	-	-	(144,720)
	<u>2,187,580</u>	<u>-</u>	<u>1,225,136</u>	<u>3,412,716</u>
Net change in fund balances	3,529,548	(69,870)	(2,583,771)	875,907
<b>Fund Balances, Beginning</b>	<u>11,697,763</u>	<u>146,023</u>	<u>18,866,983</u>	<u>30,710,769</u>
<b>Fund Balances, Ending</b>	<u>\$ 15,227,311</u>	<u>\$ 76,153</u>	<u>\$ 16,283,212</u>	<u>\$ 31,586,676</u>

**City of Margate, Florida  
Combining Balance Sheet  
Nonmajor Special Revenue Funds  
September 30, 2020**

	<u>Road Fund</u>	<u>Impact Fees Fund</u>	<u>Police Officers Training Fund</u>	<u>Confiscated Properties Fund</u>	<u>Building Fund</u>	<u>Housing and Urban Development (HUD) Grant Fund</u>	<u>Underground Utility Trust Fund</u>	<u>Recreation Trust Fund</u>	<u>Northwest Focal Point Senior Center Fund</u>	<u>Total</u>
<b>Assets:</b>										
Cash, cash equivalents, and investments	\$ 7,704,748	\$ 1,477,014	\$ 48,560	\$ 1,863,637	\$ 2,774,295	\$ 399,398	\$ 61,573	\$ 621,728	\$ 258,160	\$ 15,209,113
Accounts receivable, net	159,590	3,335	274	31,326	7	15,740	-	49	135,284	345,605
Prepayments and other assets	-	-	-	-	-	-	-	-	68,245	68,245
<b>Total assets</b>	<b>\$ 7,864,338</b>	<b>\$ 1,480,349</b>	<b>\$ 48,834</b>	<b>\$ 1,894,963</b>	<b>\$ 2,774,302</b>	<b>\$ 415,138</b>	<b>\$ 61,573</b>	<b>\$ 621,777</b>	<b>\$ 461,689</b>	<b>\$ 15,622,963</b>
<b>Liabilities:</b>										
Accounts payable and accrued liabilities	\$ 92,523	\$ -	\$ -	\$ 17,120	\$ 164,431	\$ 800	\$ -	\$ -	\$ 43,045	\$ 317,919
<b>Deferred Inflows of Resources:</b>										
Unavailable revenue	-	-	-	-	-	15,737	-	-	61,996	77,733
<b>Fund Balances:</b>										
Nonspendable:										
Prepayments and other assets	-	-	-	-	-	-	-	-	68,245	68,245
Restricted for:										
Public safety	-	1,480,349	48,834	1,877,843	-	-	-	-	-	3,407,026
Transportation	7,409,351	-	-	-	-	-	-	-	-	7,409,351
Building	-	-	-	-	2,609,871	-	-	-	-	2,609,871
Culture and recreation	-	-	-	-	-	-	-	621,777	288,403	910,180
Economic development	-	-	-	-	-	398,601	-	-	-	398,601
Streetlights	362,464	-	-	-	-	-	-	-	-	362,464
Utilities	-	-	-	-	-	-	61,573	-	-	61,573
<b>Total fund balances</b>	<b>7,771,815</b>	<b>1,480,349</b>	<b>48,834</b>	<b>1,877,843</b>	<b>2,609,871</b>	<b>398,601</b>	<b>61,573</b>	<b>621,777</b>	<b>356,648</b>	<b>15,227,311</b>
<b>Total liabilities and fund balances</b>	<b>\$ 7,864,338</b>	<b>\$ 1,480,349</b>	<b>\$ 48,834</b>	<b>\$ 1,894,963</b>	<b>\$ 2,774,302</b>	<b>\$ 415,138</b>	<b>\$ 61,573</b>	<b>\$ 621,777</b>	<b>\$ 461,689</b>	<b>\$ 15,622,963</b>

**City of Margate, Florida**  
**Combining Statement of Revenues, Expenditures and Changes in Fund Balances**  
**Nonmajor Special Revenue Funds**  
**For the Year Ended September 30, 2020**

	<u>Road Fund</u>	<u>Impact Fees Fund</u>	<u>Police Officers Training Fund</u>	<u>Confiscated Properties Fund</u>	<u>Building Fund</u>	<u>Housing and Urban Development (HUD) Grant Fund</u>	<u>Underground Utility Trust Fund</u>	<u>Recreation Trust Fund</u>	<u>Northwest Focal Point Senior Center Fund</u>	<u>Total</u>
<b>Revenues:</b>										
Licenses and permits	\$ -	\$ -	\$ -	\$ -	\$ 2,365,975	\$ -	\$ -	\$ -	\$ -	\$ 2,365,975
Intergovernmental	1,798,106	-	-	-	108	80,086	-	-	480,927	2,359,227
Investment income	140,937	17,460	1,824	24,228	13,298	1,510	193	2,598	15,811	217,859
Charges for services	-	-	-	-	-	-	-	-	27,800	27,800
Fines and forfeitures	-	-	4,315	547,131	-	-	-	-	-	551,446
Impact fees	-	94,951	-	-	-	-	-	-	-	94,951
Miscellaneous	9,975	3,626	-	44,891	75,858	-	61,500	483,919	169,653	849,422
<b>Total revenues</b>	<u>1,949,018</u>	<u>116,037</u>	<u>6,139</u>	<u>616,250</u>	<u>2,455,239</u>	<u>81,596</u>	<u>61,693</u>	<u>486,517</u>	<u>694,191</u>	<u>6,466,680</u>
<b>Expenditures:</b>										
Current:										
Public safety	-	250	13,554	437,672	2,177,668	-	-	-	-	2,629,144
Economic and physical environment	-	-	-	-	-	85,647	120	-	-	85,767
Culture and recreation	-	-	-	-	-	-	-	1,151	1,040,237	1,041,388
Public works	1,368,413	-	-	-	-	-	-	-	-	1,368,413
<b>Total expenditures</b>	<u>1,368,413</u>	<u>250</u>	<u>13,554</u>	<u>437,672</u>	<u>2,177,668</u>	<u>85,647</u>	<u>120</u>	<u>1,151</u>	<u>1,040,237</u>	<u>5,124,712</u>
Excess (deficiency) of revenues over (under) expenditures	<u>580,605</u>	<u>115,787</u>	<u>(7,415)</u>	<u>178,578</u>	<u>277,571</u>	<u>(4,051)</u>	<u>61,573</u>	<u>485,366</u>	<u>(346,046)</u>	<u>1,341,968</u>
<b>Other Financing Sources (Uses):</b>										
Transfers in	-	-	-	-	2,332,300	-	-	-	-	2,332,300
Transfers out	-	-	-	-	-	-	-	(144,720)	-	(144,720)
<b>Total other financing sources (uses)</b>	<u>-</u>	<u>-</u>	<u>-</u>	<u>-</u>	<u>2,332,300</u>	<u>-</u>	<u>-</u>	<u>(144,720)</u>	<u>-</u>	<u>2,187,580</u>
Net change in fund balances	580,605	115,787	(7,415)	178,578	2,609,871	(4,051)	61,573	340,646	(346,046)	3,529,548
<b>Fund Balances, Beginning</b>	<u>7,191,210</u>	<u>1,364,562</u>	<u>56,249</u>	<u>1,699,265</u>	<u>-</u>	<u>402,652</u>	<u>-</u>	<u>281,131</u>	<u>702,694</u>	<u>11,697,763</u>
<b>Fund Balances, Ending</b>	<u>\$ 7,771,815</u>	<u>\$ 1,480,349</u>	<u>\$ 48,834</u>	<u>\$ 1,877,843</u>	<u>\$ 2,609,871</u>	<u>\$ 398,601</u>	<u>\$ 61,573</u>	<u>\$ 621,777</u>	<u>\$ 356,648</u>	<u>\$ 15,227,311</u>



**City of Margate, Florida**  
**Combining Balance Sheet**  
**Nonmajor Debt Service Funds**  
**September 30, 2020**

---

	<b>General Obligation Refunding Bonds, Series 2016 Debt Service Fund</b>	<b>General Obligation Bonds, Series 2019 Debt Service Fund</b>	<b>Total</b>
	<u>          </u>	<u>          </u>	<u>          </u>
<b>Assets:</b>			
Cash, cash equivalents, and investments	\$ 74,976	\$ 858	\$ 75,834
Accounts receivable, net	205	114	319
	<u>          </u>	<u>          </u>	<u>          </u>
Total assets	\$ <u>75,181</u>	\$ <u>972</u>	\$ <u>76,153</u>
<b>Fund Balances:</b>			
Restricted for:			
Debt service	\$ <u>75,181</u>	\$ <u>972</u>	\$ <u>76,153</u>
	<u>          </u>	<u>          </u>	<u>          </u>
Total fund balances	<u>75,181</u>	<u>972</u>	<u>76,153</u>
	<u>          </u>	<u>          </u>	<u>          </u>
Total liabilities and fund balances	\$ <u>75,181</u>	\$ <u>972</u>	\$ <u>76,153</u>
	<u>          </u>	<u>          </u>	<u>          </u>

**City of Margate, Florida**  
**Combining Statement of Revenues, Expenditures and Changes in Fund Balances**  
**Nonmajor Debt Service Funds**  
**For the Year Ended September 30, 2020**

---

	<b>General Obligation Refunding Bonds, Series 2016 Debt Service Fund</b>	<b>General Obligation Bonds, Series 2019 Debt Service Fund</b>	<b>Total</b>
	<u>                    </u>	<u>                    </u>	<u>                    </u>
<b>Revenues:</b>			
Property taxes	\$ 1,400,456	\$ 655,846	\$ 2,056,302
Investment income	3,622	1,172	4,794
	<u>                    </u>	<u>                    </u>	<u>                    </u>
Total revenues	<u>1,404,078</u>	<u>657,018</u>	<u>2,061,096</u>
<b>Expenditures:</b>			
Debt service:			
Principal retirement	610,000	230,000	840,000
Interest and other charges	864,920	426,046	1,290,966
	<u>                    </u>	<u>                    </u>	<u>                    </u>
Total expenditures	<u>1,474,920</u>	<u>656,046</u>	<u>2,130,966</u>
Net change in fund balance	(70,842)	972	(69,870)
<b>Fund Balances, Beginning</b>	<u>146,023</u>	<u>-</u>	<u>146,023</u>
<b>Fund Balances, Ending</b>	<u>\$ 75,181</u>	<u>\$ 972</u>	<u>\$ 76,153</u>

**City of Margate, Florida**  
**Combining Balance Sheet**  
**Nonmajor Capital Projects Funds**  
**September 30, 2020**

---

	<b>General Capital Projects Fund</b>	<b>General Obligation Bonds Proceeds 2019 Fund</b>	<b>Total</b>
	<u>                    </u>	<u>                    </u>	<u>                    </u>
<b>Assets:</b>			
Cash, cash equivalents, and investments	\$ 9,142,331	\$ 7,580,363	\$ 16,722,694
Accounts receivable, net	202,680	-	202,680
	<u>                    </u>	<u>                    </u>	<u>                    </u>
Total assets	<u>\$ 9,345,011</u>	<u>\$ 7,580,363</u>	<u>\$ 16,925,374</u>
<b>Liabilities:</b>			
Accounts payable and accrued liabilities	\$ 351,107	\$ 91,055	\$ 442,162
	<u>                    </u>	<u>                    </u>	<u>                    </u>
<b>Deferred Inflows of Resources:</b>			
Unavailable revenue	200,000	-	200,000
	<u>                    </u>	<u>                    </u>	<u>                    </u>
<b>Fund Balances:</b>			
Restricted for:			
Capital projects	-	7,489,308	7,489,308
Assigned for:			
Capital projects	8,793,904	-	8,793,904
	<u>                    </u>	<u>                    </u>	<u>                    </u>
Total fund balances	<u>8,793,904</u>	<u>7,489,308</u>	<u>16,283,212</u>
Total liabilities and fund balances	<u>\$ 9,345,011</u>	<u>\$ 7,580,363</u>	<u>\$ 16,925,374</u>

**City of Margate, Florida**  
**Combining Statement of Revenues, Expenditures and Changes in Fund Balances**  
**Nonmajor Capital Projects Funds**  
**For the Year Ended September 30, 2020**

---

	<b>General Capital Projects Fund</b>	<b>General Obligation Bonds Proceeds 2019 Fund</b>	<b>Total</b>
	<u>                    </u>	<u>                    </u>	<u>                    </u>
<b>Revenues:</b>			
Intergovernmental	\$ 1,000,000	\$ -	\$ 1,000,000
Investment income	235,840	63,496	299,336
	<u>                    </u>	<u>                    </u>	<u>                    </u>
Total revenues	<u>1,235,840</u>	<u>63,496</u>	<u>1,299,336</u>
<b>Expenditures:</b>			
Current:			
Public safety	1,298,091	-	1,298,091
Culture and recreation	1,294,099	2,478,653	3,772,752
Public works	37,400	-	37,400
	<u>                    </u>	<u>                    </u>	<u>                    </u>
Total expenditures	<u>2,629,590</u>	<u>2,478,653</u>	<u>5,108,243</u>
(Deficiency) of revenues (under) expenditures	<u>(1,393,750)</u>	<u>(2,415,157)</u>	<u>(3,808,907)</u>
<b>Other Financing Sources:</b>			
Transfers in	<u>1,225,136</u>	<u>-</u>	<u>1,225,136</u>
Total other financing sources	<u>1,225,136</u>	<u>-</u>	<u>1,225,136</u>
Net change in fund balances	(168,614)	(2,415,157)	(2,583,771)
<b>Fund Balances, Beginning</b>	<u>8,962,518</u>	<u>9,904,465</u>	<u>18,866,983</u>
<b>Fund Balances, Ending</b>	<u>\$ 8,793,904</u>	<u>\$ 7,489,308</u>	<u>\$ 16,283,212</u>

**City of Margate, Florida**  
**Special Revenue Fund - Road**  
**Schedule of Revenues, Expenditures and Changes in Fund Balance - Budget and Actual**  
**For the Year Ended September 30, 2020**

---

	<u>Final Budgeted Amounts</u>	<u>Actual Amounts</u>	<u>Variance with Final Budget</u>
<b>Revenues:</b>			
Intergovernmental	\$ 1,894,297	\$ 1,798,106	\$ (96,191)
Investment income	45,000	140,937	95,937
Miscellaneous	-	9,975	9,975
	<u>1,939,297</u>	<u>1,949,018</u>	<u>9,721</u>
Total revenues			
<b>Expenditures:</b>			
Public works	<u>2,136,916</u>	<u>1,368,413</u>	<u>768,503</u>
	(197,619)	580,605	778,224
Net change in fund balance			
<b>Fund Balance, Beginning</b>	<u>7,191,210</u>	<u>7,191,210</u>	<u>-</u>
<b>Fund Balance, Ending</b>	<u>\$ 6,993,591</u>	<u>\$ 7,771,815</u>	<u>\$ 778,224</u>

**City of Margate, Florida**  
**Special Revenue Fund - Impact Fees**  
**Schedule of Revenues, Expenditures and Changes in Fund Balance - Budget and Actual**  
**For the Year Ended September 30, 2020**

---

	<u>Final Budgeted Amounts</u>	<u>Actual Amounts</u>	<u>Variance with Final Budget</u>
<b>Revenues:</b>			
Investment income	\$ 500	\$ 17,460	\$ 16,960
Impact fees	20,000	94,951	74,951
Miscellaneous	-	3,626	3,626
	<u>20,500</u>	<u>116,037</u>	<u>95,537</u>
Total revenues			
<b>Expenditures:</b>			
Public safety	<u>20,500</u>	<u>250</u>	<u>20,250</u>
Net change in fund balance	-	115,787	115,787
<b>Fund Balance, Beginning</b>	<u>1,364,562</u>	<u>1,364,562</u>	<u>-</u>
<b>Fund Balance, Ending</b>	<u>\$ 1,364,562</u>	<u>\$ 1,480,349</u>	<u>\$ 115,787</u>

**City of Margate, Florida**  
**Special Revenue Fund - Police Officers Training**  
**Schedule of Revenues, Expenditures and Changes in Fund Balance - Budget and Actual**  
**For the Year Ended September 30, 2020**

---

	<b>Final Budgeted Amounts</b>	<b>Actual Amounts</b>	<b>Variance with Final Budget</b>
<b>Revenues:</b>			
Investment income	\$ 100	\$ 1,824	\$ 1,724
Fines and forfeitures	-	4,315	4,315
	<hr/>	<hr/>	<hr/>
Total revenues	100	6,139	6,039
	<hr/>	<hr/>	<hr/>
<b>Expenditures:</b>			
Public safety	25,050	13,554	11,496
	<hr/>	<hr/>	<hr/>
Net change in fund balance	(24,950)	(7,415)	17,535
	<hr/>	<hr/>	<hr/>
<b>Fund Balance, Beginning</b>	56,249	56,249	-
	<hr/>	<hr/>	<hr/>
<b>Fund Balance, Ending</b>	\$ 31,299	\$ 48,834	\$ 17,535
	<hr/> <hr/>	<hr/> <hr/>	<hr/> <hr/>

**City of Margate, Florida**  
**Special Revenue Fund - Confiscated Properties**  
**Schedule of Revenues, Expenditures and Changes in Fund Balance - Budget and Actual**  
**For the Year Ended September 30, 2020**

---

	<b>Final Budgeted Amounts</b>	<b>Actual Amounts</b>	<b>Variance with Final Budget</b>
<b>Revenues:</b>			
Investment income	\$ 1,500	\$ 24,228	\$ 22,728
Fines and forfeitures	-	547,131	547,131
Miscellaneous	-	44,891	44,891
	<u>1,500</u>	<u>616,250</u>	<u>614,750</u>
<b>Expenditures:</b>			
Public safety	721,242	437,672	283,570
	<u>(719,742)</u>	<u>178,578</u>	<u>898,320</u>
Net change in fund balance			
	(719,742)	178,578	898,320
<b>Fund Balance, Beginning</b>	<u>1,699,265</u>	<u>1,699,265</u>	<u>-</u>
<b>Fund Balance, Ending</b>	<u>\$ 979,523</u>	<u>\$ 1,877,843</u>	<u>\$ 898,320</u>



**City of Margate, Florida**  
**Special Revenue Fund - Building**  
**Schedule of Revenues, Expenditures and Changes in Fund Balance - Budget and Actual**  
**For the Year Ended September 30, 2020**

---

	<u>Final Budgeted Amounts</u>	<u>Actual Amounts</u>	<u>Variance with Final Budget</u>
<b>Revenues:</b>			
Licenses and permits	\$ 1,599,900	\$ 2,365,975	\$ 766,075
Intergovernmental	-	108	108
Investment income	50,000	13,298	(36,702)
Miscellaneous	77,000	75,858	(1,142)
	<u>1,726,900</u>	<u>2,455,239</u>	<u>728,339</u>
<b>Expenditures:</b>			
Public safety	<u>3,254,102</u>	<u>2,177,668</u>	<u>1,076,434</u>
Excess (deficiency) of revenues over (under) expenditures	<u>(1,527,202)</u>	<u>277,571</u>	<u>1,804,773</u>
<b>Other Financing Sources:</b>			
Transfers in	<u>2,332,300</u>	<u>2,332,300</u>	<u>-</u>
Net change in fund balance	805,098	2,609,871	1,804,773
<b>Fund Balance, Beginning</b>	<u>-</u>	<u>-</u>	<u>-</u>
<b>Fund Balance, Ending</b>	<u>\$ 805,098</u>	<u>\$ 2,609,871</u>	<u>\$ 1,804,773</u>

**City of Margate, Florida**  
**Special Revenue Fund - Housing and Urban Development (HUD) Grant**  
**Schedule of Revenues, Expenditures and Changes in Fund Balance - Budget and Actual**  
**For the Year Ended September 30, 2020**

---

	<u>Final Budgeted Amounts</u>	<u>Actual Amounts</u>	<u>Variance with Final Budget</u>
<b>Revenues:</b>			
Intergovernmental	\$ 757,876	\$ 80,086	\$ (677,790)
Investment income	-	1,510	1,510
	<u>757,876</u>	<u>81,596</u>	<u>(676,280)</u>
Total revenues			
<b>Expenditures:</b>			
Economic and physical environment	<u>1,162,493</u>	<u>85,647</u>	<u>1,076,846</u>
	(404,617)	(4,051)	400,566
Net change in fund balance			
<b>Fund Balance, Beginning</b>	<u>402,652</u>	<u>402,652</u>	<u>-</u>
<b>Fund Balance, Ending</b>	<u>\$ (1,965)</u>	<u>\$ 398,601</u>	<u>\$ 400,566</u>

**City of Margate, Florida**  
**Special Revenue Fund - Underground Utility Trust**  
**Schedule of Revenues, Expenditures and Changes in Fund Balance - Budget and Actual**  
**For the Year Ended September 30, 2020**

---

	<u>Final Budgeted Amounts</u>	<u>Actual Amounts</u>	<u>Variance with Final Budget</u>
<b>Revenues:</b>			
Investment income	\$ 300	\$ 193	\$ (107)
Miscellaneous	<u>50,000</u>	<u>61,500</u>	<u>11,500</u>
Total revenues	<u>50,300</u>	<u>61,693</u>	<u>11,393</u>
<b>Expenditures:</b>			
Economic and physical environment	<u>300</u>	<u>120</u>	<u>180</u>
Net change in fund balance	50,000	61,573	11,573
<b>Fund Balance, Beginning</b>	<u>-</u>	<u>-</u>	<u>-</u>
<b>Fund Balance, Ending</b>	<u>\$ 50,000</u>	<u>\$ 61,573</u>	<u>\$ 11,573</u>

**City of Margate, Florida**  
**Special Revenue Fund - Recreation Trust**  
**Schedule of Revenues, Expenditures and Changes in Fund Balance - Budget and Actual**  
**For the Year Ended September 30, 2020**

---

	<u>Final Budgeted Amounts</u>	<u>Actual Amounts</u>	<u>Variance with Final Budget</u>
<b>Revenues:</b>			
Investment income	\$ 500	\$ 2,598	\$ 2,098
Miscellaneous	<u>450,000</u>	<u>483,919</u>	<u>33,919</u>
Total revenues	<u>450,500</u>	<u>486,517</u>	<u>36,017</u>
<b>Expenditures:</b>			
Culture and recreation	<u>500</u>	<u>1,151</u>	<u>(651)</u>
Excess of revenues over expenditures	<u>450,000</u>	<u>485,366</u>	<u>35,366</u>
<b>Other Financing Uses:</b>			
Transfers out	<u>(144,720)</u>	<u>(144,720)</u>	<u>-</u>
Net change in fund balance	305,280	340,646	35,366
<b>Fund Balance, Beginning</b>	<u>281,131</u>	<u>281,131</u>	<u>-</u>
<b>Fund Balance, Ending</b>	<u>\$ 586,411</u>	<u>\$ 621,777</u>	<u>\$ 35,366</u>

**City of Margate, Florida**  
**Special Revenue Fund - Northwest Focal Point Senior Center**  
**Schedule of Revenues, Expenditures and Changes in Fund Balance - Budget and Actual**  
**For the Year Ended September 30, 2020**

---

	<b>Final Budgeted Amounts</b>	<b>Actual Amounts</b>	<b>Variance with Final Budget</b>
<b>Revenues:</b>			
Intergovernmental	\$ 847,173	\$ 480,927	\$ (366,246)
Investment income	4,000	15,811	11,811
Charges for services	41,100	27,800	(13,300)
Miscellaneous	188,000	169,653	(18,347)
	<u>1,080,273</u>	<u>694,191</u>	<u>(386,082)</u>
<b>Expenditures:</b>			
Culture and recreation	1,221,042	1,040,237	180,805
	<u>(140,769)</u>	<u>(346,046)</u>	<u>(205,277)</u>
<b>Fund Balance, Beginning</b>	<u>702,694</u>	<u>702,694</u>	<u>-</u>
<b>Fund Balance, Ending</b>	<u><u>\$ 561,925</u></u>	<u><u>\$ 356,648</u></u>	<u><u>\$ (205,277)</u></u>

**City of Margate, Florida**  
**Debt Service Fund - Margate Community Redevelopment Agency - Sinking**  
**Schedule of Revenues, Expenditures and Changes in Fund Balance - Budget and Actual**  
**For the Year Ended September 30, 2020**

---

	<u>Final Budgeted Amounts</u>	<u>Actual Amounts</u>	<u>Variance with Final Budget</u>
<b>Revenues:</b>			
Investment income	\$ -	\$ 249	\$ 249
<b>Expenditures:</b>			
Principal retirement	1,780,343	1,780,343	-
Interest and other charges	118,540	118,540	-
Total expenditures	<u>1,898,883</u>	<u>1,898,883</u>	<u>-</u>
Excess (deficiency) of revenues over (under) expenditures	<u>(1,898,883)</u>	<u>(1,898,634)</u>	<u>249</u>
<b>Other Financing Sources:</b>			
Transfers in	<u>1,898,883</u>	<u>1,898,883</u>	<u>-</u>
Net change in fund balance	-	249	249
<b>Fund Balance, Beginning</b>	<u>9,900</u>	<u>9,900</u>	<u>-</u>
<b>Fund Balance, Ending</b>	<u>\$ 9,900</u>	<u>\$ 10,149</u>	<u>\$ 249</u>

**City of Margate, Florida**  
**Debt Service Fund - Margate Community Redevelopment Agency - Escrow Account**  
**Schedule of Revenues, Expenditures and Changes in Fund Balance - Budget and Actual**  
**For the Year Ended September 30, 2020**

---

	<u>Final Budgeted Amounts</u>	<u>Actual Amounts</u>	<u>Variance with Final Budget</u>
<b>Revenues:</b>			
Investment income	\$ <u>2,000</u>	\$ <u>3,598</u>	\$ <u>1,598</u>
Net change in fund balance	2,000	3,598	1,598
<b>Fund Balance, Beginning</b>	<u>989,140</u>	<u>989,140</u>	<u>-</u>
<b>Fund Balance, Ending</b>	<u>\$ <u>991,140</u></u>	<u>\$ <u>992,738</u></u>	<u>\$ <u>1,598</u></u>

**City of Margate, Florida**  
**Debt Service Fund - General Obligation Refunding Bonds, Series 2016**  
**Schedule of Revenues, Expenditures and Changes in Fund Balance - Budget and Actual**  
**For the Year Ended September 30, 2020**

---

	<u>Final Budgeted Amounts</u>	<u>Actual Amounts</u>	<u>Variance with Final Budget</u>
<b>Revenues:</b>			
Property taxes	\$ 1,398,250	\$ 1,400,456	\$ 2,206
Investment income	250	3,622	3,372
Total revenues	<u>1,398,500</u>	<u>1,404,078</u>	<u>5,578</u>
<b>Expenditures:</b>			
Debt service:			
Principal retirement	610,000	610,000	-
Interest and other charges	863,500	864,920	(1,420)
Total expenditures	<u>1,473,500</u>	<u>1,474,920</u>	<u>(1,420)</u>
Net change in fund balance	(75,000)	(70,842)	4,158
<b>Fund Balance, Beginning</b>	<u>146,023</u>	<u>146,023</u>	-
<b>Fund Balance, Ending</b>	<u>\$ 71,023</u>	<u>\$ 75,181</u>	<u>\$ 4,158</u>



**City of Margate, Florida**  
**Debt Service Fund - General Obligation Bonds, Series 2019**  
**Schedule of Revenues, Expenditures and Changes in Fund Balance - Budget and Actual**  
**For the Year Ended September 30, 2020**

---

	<u>Final Budgeted Amounts</u>	<u>Actual Amounts</u>	<u>Variance with Final Budget</u>
<b>Revenues:</b>			
Property taxes	\$ 655,503	\$ 655,846	\$ 343
Investment income	300	1,172	872
	<u>655,803</u>	<u>657,018</u>	<u>1,215</u>
Total revenues			
<b>Expenditures:</b>			
Debt service:			
Principal retirement	230,000	230,000	-
Interest and other charges	425,803	426,046	(243)
	<u>655,803</u>	<u>656,046</u>	<u>(243)</u>
Total expenditures			
Net change in fund balance	-	972	972
<b>Fund Balance, Beginning</b>	<u>-</u>	<u>-</u>	<u>-</u>
<b>Fund Balance, Ending</b>	<u>\$ -</u>	<u>\$ 972</u>	<u>\$ 972</u>

**City of Margate, Florida**  
**Capital Projects Fund - General**  
**Schedule of Revenues, Expenditures and Changes in Fund Balance - Budget and Actual**  
**For the Year Ended September 30, 2020**

---

	<u>Final Budgeted Amounts</u>	<u>Actual Amounts</u>	<u>Variance with Final Budget</u>
<b>Revenues:</b>			
Intergovernmental	\$ 1,200,000	\$ 1,000,000	\$ (200,000)
Investment income	5,000	235,840	230,840
Total revenues	<u>1,205,000</u>	<u>1,235,840</u>	<u>30,840</u>
<b>Expenditures:</b>			
Public safety	8,671,211	1,298,091	7,373,120
Culture and recreation	1,994,013	1,294,099	699,914
Public works	37,400	37,400	-
Total expenditures	<u>10,702,624</u>	<u>2,629,590</u>	<u>8,073,034</u>
Excess (deficiency) of revenues over (under) expenditures	<u>(9,497,624)</u>	<u>(1,393,750)</u>	<u>8,103,874</u>
<b>Other Financing Sources:</b>			
Transfers in	<u>1,225,136</u>	<u>1,225,136</u>	<u>-</u>
Net change in fund balance	(8,272,488)	(168,614)	8,103,874
<b>Fund Balance, Beginning</b>	<u>8,962,518</u>	<u>8,962,518</u>	<u>-</u>
<b>Fund Balance, Ending</b>	<u>\$ 690,030</u>	<u>\$ 8,793,904</u>	<u>\$ 8,103,874</u>

**City of Margate, Florida**  
**Capital Projects Fund - General Obligation Bonds Proceeds 2019**  
**Schedule of Revenues, Expenditures and Changes in Fund Balance - Budget and Actual**  
**For the Year Ended September 30, 2020**

---

	<u>Final Budgeted Amounts</u>	<u>Actual Amounts</u>	<u>Variance with Final Budget</u>
<b>Revenues:</b>			
Investment income	\$ <u>100,000</u>	\$ <u>63,496</u>	\$ <u>(36,504)</u>
<b>Expenditures:</b>			
Culture and recreation	<u>9,898,679</u>	<u>2,478,653</u>	<u>7,420,026</u>
Net change in fund balance	(9,798,679)	(2,415,157)	7,383,522
<b>Fund Balance, Beginning</b>	<u>9,904,465</u>	<u>9,904,465</u>	<u>-</u>
<b>Fund Balance, Ending</b>	\$ <u><u>105,786</u></u>	\$ <u><u>7,489,308</u></u>	\$ <u><u>7,383,522</u></u>

**City of Margate, Florida**  
**Capital Projects Fund - Margate Community Redevelopment Agency - Capital Improvement**  
**Schedule of Revenues, Expenditures and Changes in Fund Balance - Budget and Actual**  
**For the Year Ended September 30, 2020**

---

	<u>Final Budgeted Amounts</u>	<u>Actual Amounts</u>	<u>Variance with Final Budget</u>
<b>Revenues:</b>			
Investment income	\$ 50,000	\$ 147,205	\$ 97,205
Miscellaneous	-	2,721	2,721
	<u>50,000</u>	<u>149,926</u>	<u>99,926</u>
<b>Expenditures:</b>			
Economic and physical environment	15,908,859	1,546,158	14,362,701
Excess (deficiency) of revenues over (under) expenditures	(15,858,859)	(1,396,232)	14,462,627
<b>Other Financing Sources:</b>			
Transfers in	3,207,909	3,207,909	-
Net change in fund balance	(12,650,950)	1,811,677	14,462,627
<b>Fund Balance, Beginning</b>	<u>12,737,255</u>	<u>12,737,255</u>	<u>-</u>
<b>Fund Balance, Ending</b>	<u>\$ 86,305</u>	<u>\$ 14,548,932</u>	<u>\$ 14,462,627</u>

**City of Margate, Florida**  
**Capital Projects Fund - Margate Community Redevelopment Agency - Loan Proceeds**  
**Schedule of Revenues, Expenditures and Changes in Fund Balance - Budget and Actual**  
**For the Year Ended September 30, 2020**

---

	<u>Final Budgeted Amounts</u>	<u>Actual Amounts</u>	<u>Variance with Final Budget</u>
<b>Revenues:</b>			
Investment income	\$ <u>7,000</u>	\$ <u>1,792</u>	\$ <u>(5,208)</u>
<b>Expenditures:</b>			
Economic and physical environment	<u>4,907,000</u>	<u>30,913</u>	<u>4,876,087</u>
Excess (deficiency) of revenues over (under) expenditures	(4,900,000)	(29,121)	4,870,879
<b>Other Financing Sources:</b>			
Proceeds from sale of fixed asset	<u>-</u>	<u>518,560</u>	<u>518,560</u>
Net change in fund balance	(4,900,000)	489,439	5,389,439
<b>Fund Balance, Beginning</b>	<u>4,940,144</u>	<u>4,940,144</u>	<u>-</u>
<b>Fund Balance, Ending</b>	<u>\$ <u>40,144</u></u>	<u>\$ <u>5,429,583</u></u>	<u>\$ <u>5,389,439</u></u>

**City of Margate, Florida**  
**Statement of Changes in Assets and Liabilities - Performance Bond Agency Fund**  
**For the Year Ended September 30, 2020**

---

	<u>October 1, 2019</u>	<u>Additions</u>	<u>Deletions</u>	<u>September 30, 2020</u>
<b>Assets:</b>				
Cash and cash equivalents	\$ 221,763	\$ 65,353	\$ 119,526	\$ 167,590
Total assets	<u>\$ 221,763</u>	<u>\$ 65,353</u>	<u>\$ 119,526</u>	<u>\$ 167,590</u>
<b>Liabilities:</b>				
Accounts payable	\$ -	\$ 2,125	\$ -	\$ 2,125
Performance bonds payable	<u>221,763</u>	<u>63,228</u>	<u>119,526</u>	<u>165,465</u>
Total liabilities	<u>\$ 221,763</u>	<u>\$ 65,353</u>	<u>\$ 119,526</u>	<u>\$ 167,590</u>

## STATISTICAL SECTION

This part of the City's comprehensive annual financial report presents detailed information as a context for understanding what the information in the financial statements, note disclosures, and required supplementary information says about the City's overall financial health.

<u>CONTENTS</u>	<u>PAGE</u>
<b>Financial Trends</b> These schedules contain trend information to help the reader understand how the City's financial performance and well-being have changed over time.	103-113
<b>Revenue Capacity</b> These schedules contain information to help the reader assess the City's most significant local revenue source, the property tax.	114-117
<b>Debt Capacity</b> These schedules present information to help the reader assess the affordability of the City's current levels of outstanding debt and the City's ability to issue additional debt in the future.	118-121
<b>Demographic and Economic Information</b> These schedules offer demographic and economic indicators to help the reader understand the environment within which the City's financial activities take place and provide comparison over time and with other governments.	122-123
<b>Operating Information</b> These schedules contain service and infrastructure data to help the reader understand how the information in the City's financial report relates to the services the City provides and the activities it performs.	124-126

*Sources: Unless otherwise noted, the information in these schedules is derived from the comprehensive annual financial reports for the relevant year.*

**City of Margate, Florida**  
**Net Position by Component**  
**Last Ten Fiscal Years (accrual basis of accounting)**

	Fiscal Year			
	2011 <sup>1</sup>	2012	2013 <sup>2</sup>	2014 <sup>3</sup>
<b>Governmental Activities:</b>				
Net investment in capital assets	\$ 59,236,569	\$ 60,008,760	\$ 57,513,624	\$ 59,679,684
Restricted	9,840,289	9,793,414	24,103,414	25,349,566
Unrestricted (deficit)	19,724,171	22,746,251	12,090,802	(35,371,656)
Total governmental activities net position	<u>\$ 88,801,029</u>	<u>\$ 92,548,425</u>	<u>\$ 93,707,840</u>	<u>\$ 49,657,594</u>
<b>Business-type Activities:</b>				
Net investment in capital assets	\$ 41,905,219	\$ 42,398,535	\$ 41,685,485	\$ 40,903,406
Restricted	500,000	500,000	500,000	500,000
Unrestricted	22,591,075	26,673,721	31,434,457	32,016,559
Total business-type activities net position	<u>\$ 64,996,294</u>	<u>\$ 69,572,256</u>	<u>\$ 73,619,942</u>	<u>\$ 73,419,965</u>
<b>Primary Government:</b>				
Net investment in capital assets	\$ 101,141,788	\$ 102,407,295	\$ 99,199,109	\$ 100,583,090
Restricted	10,340,289	10,293,414	24,603,414	25,849,566
Unrestricted (deficit)	42,315,246	49,419,972	43,525,259	(3,355,097)
Total government net position	<u>\$ 153,797,323</u>	<u>\$ 162,120,681</u>	<u>\$ 167,327,782</u>	<u>\$ 123,077,559</u>

<sup>1</sup> Governmental activities were re-stated for the fiscal year 2011 by a decrease in expenses in the amount of \$ 1,006,741 for interest expense.

<sup>2</sup> Fiscal year 2013 unrestricted net assets have been restated due to the implementation of GASB 65 and the inclusion of the Northwest Focal Point Senior Center as a blended component unit.

<sup>3</sup> Fiscal year 2014 unrestricted net assets have been restated due to the implementation of GASB 68.

<sup>4</sup> Fiscal year 2017 unrestricted net assets have been restated due to the implementation of GASB 75.



Table 1

Fiscal Year					
2015	2016	2017 <sup>4</sup>	2018	2019	2020
\$ 60,387,578	\$ 60,133,494	\$ 60,215,424	\$ 62,969,641	\$ 65,787,214	\$ 71,662,265
25,929,103	26,152,283	23,718,734	26,704,283	26,488,946	30,818,826
<u>(31,134,727)</u>	<u>(32,416,624)</u>	<u>(53,488,962)</u>	<u>(31,336,561)</u>	<u>(34,912,594)</u>	<u>(46,410,934)</u>
<u>\$ 55,181,954</u>	<u>\$ 53,869,153</u>	<u>\$ 30,445,196</u>	<u>\$ 58,337,363</u>	<u>\$ 57,363,566</u>	<u>\$ 56,070,157</u>
\$ 43,771,693	\$ 46,413,559	\$ 48,831,575	\$ 51,915,054	\$ 53,195,346	\$ 56,090,223
500,000	500,000	500,000	500,000	500,000	500,000
<u>36,780,207</u>	<u>40,415,771</u>	<u>37,633,944</u>	<u>44,735,364</u>	<u>50,535,278</u>	<u>55,023,954</u>
<u>\$ 81,051,900</u>	<u>\$ 87,329,330</u>	<u>\$ 86,965,519</u>	<u>\$ 97,150,418</u>	<u>\$ 104,230,624</u>	<u>\$ 111,614,177</u>
\$ 104,159,271	\$ 106,547,053	\$ 109,046,999	\$ 114,884,695	\$ 118,982,560	\$ 127,752,488
26,429,103	26,652,283	24,218,734	27,204,283	26,988,946	31,318,826
<u>5,645,480</u>	<u>7,999,147</u>	<u>(15,855,018)</u>	<u>13,398,803</u>	<u>15,622,684</u>	<u>8,613,020</u>
<u>\$ 136,233,854</u>	<u>\$ 141,198,483</u>	<u>\$ 117,410,715</u>	<u>\$ 155,487,781</u>	<u>\$ 161,594,190</u>	<u>\$ 167,684,334</u>

**City of Margate, Florida**  
**Changes in Net Position**  
**Last Ten Fiscal Years (accrual basis of accounting)**

	Fiscal Year			
	2011*	2012	2013	2014
<b>Expenses:</b>				
Governmental activities:				
General government	\$ 8,082,190	\$ 9,422,672	\$ 9,242,469	\$ 11,010,723
Public safety	34,906,406	34,524,960	35,380,426	37,593,750
Economic and physical environment	2,592,179	2,442,984	3,550,866	2,623,786
Culture and recreation	3,641,131	3,256,597	4,160,376	4,981,341
Public works	8,171,353	6,409,320	7,311,453	10,981,715
Interest expense	1,637,523	1,992,924	1,730,543	1,651,830
Total governmental activities	<u>59,030,782</u>	<u>58,049,457</u>	<u>61,376,133</u>	<u>68,843,145</u>
Business-type activities:				
Water and wastewater	17,267,605	17,544,105	18,673,006	18,693,949
Stormwater utility	1,083,531	953,271	1,083,291	1,035,953
Total business-type activities	<u>18,351,136</u>	<u>18,497,376</u>	<u>19,756,297</u>	<u>19,729,902</u>
Total expenses	<u>\$ 77,381,918</u>	<u>\$ 76,546,833</u>	<u>\$ 81,132,430</u>	<u>\$ 88,573,047</u>
<b>Program Revenues:</b>				
Governmental activities:				
Charges for services:				
General government	\$ 910,386	\$ 931,193	\$ 874,971	\$ 886,109
Public safety	15,150,035	18,385,589	18,383,201	18,469,940
Economic and physical environment	-	-	542,850	568,145
Culture and recreation	475,564	455,773	452,487	511,007
Public works	-	-	27,863	23,209
Operating grants and contributions	2,611,494	2,495,450	3,095,508	2,158,337
Capital grants and contributions	215,748	526,111	-	-
Total governmental activities	<u>19,363,227</u>	<u>22,794,116</u>	<u>23,376,880</u>	<u>22,616,747</u>
Business-type activities:				
Charges for services:				
Water and wastewater	21,862,498	22,313,454	22,693,640	22,732,250
Stormwater utility	1,252,815	1,253,182	1,249,716	1,248,354
Operating grants and contributions	104,263	12,722	-	-
Capital grants and contributions	135,346	962,251	1,317,929	318,930
Total business-type activities	<u>23,354,922</u>	<u>24,541,609</u>	<u>25,261,285</u>	<u>24,299,534</u>
Total program revenues	<u>\$ 42,718,149</u>	<u>\$ 47,335,725</u>	<u>\$ 48,638,165</u>	<u>\$ 46,916,281</u>
<b>Net (Expense)/Revenue:</b>				
Governmental activities	\$ (39,667,555)	\$ (35,255,341)	\$ (37,999,253)	\$ (46,226,398)
Business-type activities	<u>5,003,786</u>	<u>6,044,233</u>	<u>5,504,988</u>	<u>4,569,632</u>
Total net expense	<u>\$ (34,663,769)</u>	<u>\$ (29,211,108)</u>	<u>\$ (32,494,265)</u>	<u>\$ (41,656,766)</u>

\* Governmental activities were re-stated for the fiscal year 2011 by a decrease in expenses in the amount of \$ 1,006,741 for interest expense.

Table 2

Fiscal Year						
2015	2016	2017	2018	2019	2020	
\$ 10,237,660	\$ 12,111,517	\$ 15,566,363	\$ 16,029,823	\$ 17,375,785	\$ 18,651,598	
33,491,912	40,320,179	44,439,211	23,748,248	50,009,874	54,520,281	
2,332,157	2,186,059	1,656,356	2,149,791	2,727,004	1,997,008	
5,136,787	5,643,172	6,171,871	4,392,717	5,771,761	6,089,205	
7,099,119	5,691,156	6,402,118	5,529,471	7,445,183	5,594,085	
1,537,960	1,729,592	986,383	959,049	1,026,789	1,088,437	
<u>59,835,595</u>	<u>67,681,675</u>	<u>75,222,302</u>	<u>52,809,099</u>	<u>84,356,396</u>	<u>87,940,614</u>	
17,201,687	17,268,787	18,353,056	13,355,780	19,199,737	19,292,589	
1,094,793	1,239,865	1,805,252	1,613,594	2,070,907	2,080,996	
<u>18,296,480</u>	<u>18,508,652</u>	<u>20,158,308</u>	<u>14,969,374</u>	<u>21,270,644</u>	<u>21,373,585</u>	
<u>\$ 78,132,075</u>	<u>\$ 86,190,327</u>	<u>\$ 95,380,610</u>	<u>\$ 67,778,473</u>	<u>\$ 105,627,040</u>	<u>\$ 109,314,199</u>	
\$ 112,679	\$ 102,527	\$ 1,247,307	\$ 1,265,458	\$ 1,864,890	\$ 2,101,684	
19,009,361	18,905,230	20,764,031	25,109,960	23,755,654	24,416,207	
606,746	644,712	614,604	577,234	583,439	469,784	
620,378	590,480	626,102	609,489	588,010	115,464	
26,793	182,365	153,528	164,019	143,718	153,479	
2,054,187	1,234,999	1,672,897	3,331,804	2,783,414	2,139,714	
-	315,776	-	204,500	200,000	1,000,000	
<u>22,430,144</u>	<u>21,976,089</u>	<u>25,078,469</u>	<u>31,262,464</u>	<u>29,919,125</u>	<u>30,396,332</u>	
23,119,770	23,041,571	23,679,881	23,814,914	25,479,357	25,049,915	
1,249,029	1,674,706	1,890,702	1,920,205	1,977,995	3,010,498	
-	-	161,670	-	-	176,522	
<u>3,574,749</u>	<u>1,429,870</u>	<u>753,965</u>	<u>712,549</u>	<u>752,643</u>	<u>608,478</u>	
<u>27,943,548</u>	<u>26,146,147</u>	<u>26,486,218</u>	<u>26,447,668</u>	<u>28,209,995</u>	<u>28,845,413</u>	
<u>\$ 50,373,692</u>	<u>\$ 48,122,236</u>	<u>\$ 51,564,687</u>	<u>\$ 57,710,132</u>	<u>\$ 58,129,120</u>	<u>\$ 59,241,745</u>	
\$ (37,405,451)	\$ (45,705,586)	\$ (50,143,833)	\$ (21,546,635)	\$ (54,437,271)	\$ (57,544,282)	
<u>9,647,068</u>	<u>7,637,495</u>	<u>6,327,910</u>	<u>11,478,294</u>	<u>6,939,351</u>	<u>7,471,828</u>	
<u>\$ (27,758,383)</u>	<u>\$ (38,068,091)</u>	<u>\$ (43,815,923)</u>	<u>\$ (10,068,341)</u>	<u>\$ (47,497,920)</u>	<u>\$ (50,072,454)</u>	

**City of Margate, Florida**  
**Changes in Net Position**  
**Last Ten Fiscal Years (accrual basis of accounting) (continued)**

	Fiscal Year			
	2011	2012	2013	2014
<b>General Revenues:</b>				
Governmental activities:				
Taxes:				
Property	\$ 15,816,304	\$ 15,360,612	\$ 14,920,830	\$ 15,211,654
Franchise	3,901,966	3,845,702	3,799,673	4,062,878
Utility service	6,307,503	6,311,257	6,541,179	6,573,918
Sales	3,997,337	4,155,678	4,446,926	4,817,410
Gas	1,406,512	1,385,513	1,385,386	1,450,728
Tax incremental revenue	4,266,914	3,686,138	3,604,128	4,326,277
Intergovernmental not restricted to specific program	148,025	232,758	134,625	174,228
Investment income	224,645	341,950	(116,184)	152,571
Miscellaneous	2,105,331	1,902,327	2,022,200	1,893,816
Gain (loss) on disposal of capital assets	-	32,564	54,385	-
Transfers	1,746,425	1,748,238	1,747,038	1,746,163
Total governmental activities	<u>39,920,962</u>	<u>39,002,737</u>	<u>38,540,186</u>	<u>40,409,643</u>
Business-type activities:				
Investment income	239,740	213,458	284,897	259,292
Gain on disposal of capital assets	36,781	66,509	64,165	29,944
Transfers	(1,746,425)	(1,748,238)	(1,747,038)	(1,746,163)
Total business-type activities	<u>(1,469,904)</u>	<u>(1,468,271)</u>	<u>(1,397,976)</u>	<u>(1,456,927)</u>
Total primary government	<u>\$ 38,451,058</u>	<u>\$ 37,534,466</u>	<u>\$ 37,142,210</u>	<u>\$ 38,952,716</u>
<b>Change in Net Position:</b>				
Governmental activities	\$ 253,407	\$ 3,747,396	\$ 540,933	\$ (5,816,755)
Business-type activities	<u>3,533,882</u>	<u>4,575,962</u>	<u>4,107,012</u>	<u>3,112,705</u>
Total change in net position	<u>\$ 3,787,289</u>	<u>\$ 8,323,358</u>	<u>\$ 4,647,945</u>	<u>\$ (2,704,050)</u>

\* Governmental activities were re-stated for the fiscal year 2011 by a decrease in expenses in the amount of \$ 1,006,741 for interest expense.

**Table 2**

		Fiscal Year									
		2015	2016	2017	2018	2019	2020				
\$	15,587,799	\$	16,775,348	\$	17,564,660	\$	19,434,073	\$	21,038,583	\$	24,590,658
	4,181,165		4,227,712		4,187,221		4,219,667		4,328,426		4,238,113
	6,583,890		6,549,625		6,721,183		6,798,280		6,620,866		6,543,809
	5,109,632		5,255,180		5,406,711		5,706,697		5,840,184		5,285,263
	1,493,761		1,518,724		1,590,299		1,602,988		1,615,509		1,432,069
	4,180,496		4,419,493		4,977,575		5,867,757		6,362,579		7,187,259
	176,397		185,753		192,551		201,399		226,152		209,345
	221,859		392,078		594,024		601,435		2,508,447		1,880,591
	3,049,471		3,287,990		2,584,095		3,141,176		3,029,873		3,016,000
	69,179		26,444		3,728		49,980		41,198		(37,589)
	2,276,162		1,754,438		1,781,501		1,815,350		1,851,657		1,905,355
	<u>42,929,811</u>		<u>44,392,785</u>		<u>45,603,548</u>		<u>49,438,802</u>		<u>53,463,474</u>		<u>56,250,873</u>
	227,561		330,676		344,894		434,255		1,976,199		1,745,754
	33,468		63,697		9,138		87,700		16,313		71,326
	<u>(2,276,162)</u>		<u>(1,754,438)</u>		<u>(1,781,501)</u>		<u>(1,815,350)</u>		<u>(1,851,657)</u>		<u>(1,905,355)</u>
	<u>(2,015,133)</u>		<u>(1,360,065)</u>		<u>(1,427,469)</u>		<u>(1,293,395)</u>		<u>140,855</u>		<u>(88,275)</u>
\$	<u>40,914,678</u>	\$	<u>43,032,720</u>	\$	<u>44,176,079</u>	\$	<u>48,145,407</u>	\$	<u>53,604,329</u>	\$	<u>56,162,598</u>
\$	5,524,360	\$	(1,312,801)	\$	(4,540,285)	\$	27,892,167	\$	(973,797)	\$	(1,293,409)
	<u>7,631,935</u>		<u>6,277,430</u>		<u>4,900,441</u>		<u>10,184,899</u>		<u>7,080,206</u>		<u>7,383,553</u>
\$	<u>13,156,295</u>	\$	<u>4,964,629</u>	\$	<u>360,156</u>	\$	<u>38,077,066</u>	\$	<u>6,106,409</u>	\$	<u>6,090,144</u>

City of Margate, Florida

Table 3

Governmental Activities Tax Revenues By Source

Last Ten Fiscal Years (accrual basis of accounting) (in thousands of dollars)

<u>Fiscal Year</u>	<u>Property</u>	<u>Franchise</u>	<u>Utility Service</u>	<u>Sales</u>	<u>Gas</u>	<u>Incremental</u>	<u>Total</u>
2011	\$ 15,816	\$ 3,902	\$ 6,308	\$ 3,997	\$ 1,407	\$ 4,267	\$ 35,697
2012	15,361	3,846	6,311	4,156	1,386	3,686	34,746
2013	14,921	3,800	6,541	4,447	1,385	3,604	34,698
2014	15,212	4,063	6,574	4,817	1,451	4,326	36,443
2015	15,588	4,181	6,584	5,110	1,494	4,180	37,137
2016	16,775	4,228	6,550	5,255	1,519	4,419	38,746
2017	17,565	4,320	6,721	5,407	1,590	4,978	40,581
2018	19,434	4,220	6,798	5,707	1,603	5,868	43,630
2019	21,039	4,328	6,621	5,840	1,616	6,363	45,807
2020	24,591	4,238	6,544	5,285	1,432	7,187	49,277

This Page Intentionally Left Blank

**City of Margate, Florida**  
**Fund Balances of Governmental Funds**  
**Last Ten Fiscal Years (modified accrual basis of accounting)**

	Fiscal Year			
	2011	2012	2013	2014
<b>General Fund:</b>				
Nonspendable	\$ -	\$ -	\$ -	\$ 16,447
Restricted	905,230	1,024,314	1,223,945	1,498,012
Committed	311,642	108,947	313,585	-
Assigned	7,829,551	7,173,003	6,913,495	19,076,067
Unassigned	11,222,721	14,033,380	17,263,869	7,751,670
Total general fund	<u>\$ 20,269,144</u>	<u>\$ 22,339,644</u>	<u>\$ 25,714,894</u>	<u>\$ 28,342,196</u>
<b>All Other Governmental Funds:</b>				
Nonspendable, reported in:				
Special revenue funds	\$ 33,891	\$ 452,140	\$ 484,751	\$ 51,961
Restricted, reported in:				
Special revenue funds	21,236,254	22,114,987	22,563,427	8,401,957
Debt service funds	-	-	-	1,001,488
Capital projects funds	665,427	580,680	375,436	14,690,375
Committed, reported in:				
Capital projects funds	273,822	179,723	132,581	-
Assigned, reported in:				
Capital projects funds	555,598	848,904	789,576	1,929,942
Unassigned, reported in:				
Special revenue funds	-	-	-	(25,005)
Total all other governmental funds	<u>\$ 22,764,992</u>	<u>\$ 24,176,434</u>	<u>\$ 24,345,771</u>	<u>\$ 26,050,718</u>

For additional information on fund balance classifications, see Note 1, D Net position/fund balance.



**Table 4**

		Fiscal Year									
		2015	2016	2017	2018	2019	2020				
\$	21,019	\$	-	\$	45,717	\$	263,640	\$	252,016	227,482	
	1,240,019		1,737,109		3,402,307		3,794,975		968,156	32,908	
	1,060,302		1,060,302		1,088,002		1,098,866		1,029,045	857,675	
	22,619,686		23,935,029		21,944,916		14,858,097		17,577,550	19,165,039	
	7,956,394		8,522,225		9,424,764		12,069,685		12,580,936	12,323,967	
\$	<u>32,897,420</u>	\$	<u>35,254,665</u>	\$	<u>35,905,706</u>	\$	<u>32,085,263</u>	\$	<u>32,407,703</u>	\$	<u>32,607,071</u>
\$	48,137	\$	46,348	\$	53,312	\$	52,026	\$	59,291	68,245	
	8,751,956		8,674,926		9,939,278		11,103,937		11,638,472	15,159,066	
	1,014,927		1,044,678		1,592,104		1,110,957		1,145,063	1,079,040	
	14,922,201		14,695,570		14,398,058		15,632,982		27,581,864	27,467,823	
	-		-		-		-		-	-	
	1,587,696		2,463,140		3,498,201		6,672,756		8,962,518	8,793,904	
	-		(2,441)		-		-		-	-	
\$	<u>26,324,917</u>	\$	<u>26,922,221</u>	\$	<u>29,480,953</u>	\$	<u>34,572,658</u>	\$	<u>49,387,208</u>	\$	<u>52,568,078</u>

**City of Margate, Florida**  
**Changes in Fund Balances of Governmental Funds**  
**Last Ten Fiscal Years (modified accrual basis of accounting)**

	Fiscal Year			
	2011	2012	2013	2014
<b>Revenues:</b>				
Property taxes	\$ 15,816,304	\$ 15,360,612	\$ 14,920,830	\$ 15,211,654
Franchise taxes	3,901,966	3,845,702	3,799,673	4,062,878
Utility service taxes	6,307,503	6,311,257	6,541,179	6,573,918
Tax incremental	4,266,914	3,686,138	3,604,128	4,326,277
Licenses and permits	1,730,177	1,722,747	1,642,538	1,877,792
Intergovernmental	8,329,483	8,795,510	9,062,446	8,795,630
Investment income	224,645	341,950	(116,184)	152,571
Charges for services	14,259,912	16,389,096	17,150,655	16,972,896
Rental income	495,172	526,848	542,850	568,145
Fines and forfeitures	595,526	1,660,712	945,328	1,049,448
Impact fees	-	-	-	-
Miscellaneous	1,610,158	1,408,042	2,076,585	1,689,018
Total revenues	<u>57,537,760</u>	<u>60,048,614</u>	<u>60,170,028</u>	<u>61,280,227</u>
<b>Expenditures:</b>				
General government	7,768,338	8,868,487	8,864,648	9,683,148
Public safety	34,350,220	35,252,351	35,758,857	32,536,389
Economic and physical environment	1,502,861	1,304,565	1,487,821	2,247,114
Culture and recreation	2,909,365	2,969,257	3,046,418	4,152,605
Redevelopment projects	956,582	703,925	700,110	1,064,790
Public works	4,555,188	4,158,225	4,411,430	4,698,554
Debt Service:				
Principal retirement	2,130,207	2,224,025	2,510,383	2,600,937
Interest and other charges	2,096,703	2,004,483	1,814,940	1,650,987
Issuance costs and other fiscal charges	-	-	-	-
Capital outlay	2,031,111	829,592	829,592	812,791
Total expenditures	<u>58,300,575</u>	<u>58,314,910</u>	<u>59,424,199</u>	<u>59,447,315</u>
Excess (deficiency) of revenues over (under) expenditures	<u>(762,815)</u>	<u>1,733,704</u>	<u>745,829</u>	<u>1,832,912</u>
<b>Other Financing Sources (Uses):</b>				
Issuance of refunding bond	-	-	15,559,414	-
Premium on refunding bond	-	-	-	-
Issuance of bond	-	-	-	-
Premium of bond	-	-	-	-
Payment to refunded bonds escrow agent	-	-	(15,559,414)	-
Capital leases	-	-	859,878	-
Proceeds from sale of fixed asset	-	-	-	-
Transfers in	2,231,126	3,077,044	2,312,152	20,503,194
Transfers out	(484,701)	(1,328,806)	(565,114)	(18,757,031)
Total other financing sources (uses)	<u>1,746,425</u>	<u>1,748,238</u>	<u>2,606,916</u>	<u>1,746,163</u>
Net change in fund balances	<u>\$ 983,610</u>	<u>\$ 3,481,942</u>	<u>\$ 3,352,745</u>	<u>\$ 3,579,075</u>
Debt service as a percentage of noncapital expenditures (restated)	7.6%	7.8%	7.4%	7.3%

Table 5

		Fiscal Year									
		2015	2016	2017	2018	2019	2020				
\$	15,587,799	\$	16,775,348	\$	17,564,660	\$	19,434,073	\$	21,038,583	\$	24,590,658
	4,181,165		4,095,079		4,319,854		4,219,667		4,328,426		4,238,113
	6,583,890		6,549,625		6,721,183		6,798,280		6,620,866		6,543,809
	4,180,496		4,419,493		4,977,575		5,867,757		6,362,579		7,187,259
	2,567,975		2,213,850		2,805,386		4,595,434		2,524,880		2,840,947
	8,803,540		8,467,575		8,450,327		9,644,517		11,804,119		10,303,130
	221,859		392,078		594,024		601,435		2,527,945		1,881,165
	16,521,975		18,272,314		19,099,261		21,692,497		23,401,491		23,630,396
	606,746		644,712		614,604		577,234		583,439		469,784
	862,313		750,256		889,820		1,179,347		704,115		791,151
	-		19,979		351,226		402,892		31,511		94,951
	2,966,035		1,507,090		2,287,818		2,556,069		2,726,094		2,404,042
	<u>63,083,793</u>		<u>64,107,399</u>		<u>68,675,738</u>		<u>77,569,202</u>		<u>82,654,048</u>		<u>84,975,405</u>
	9,900,269		11,327,985		14,382,715		18,583,917		17,114,239		17,338,260
	33,662,839		35,541,311		37,678,550		40,963,436		43,678,856		45,901,655
	1,931,976		2,190,024		2,033,200		2,806,698		3,038,198		3,011,044
	4,365,561		5,049,683		5,926,915		6,466,214		6,242,521		8,739,939
	-		-		-		-		-		-
	4,497,875		4,802,219		4,603,535		4,953,068		5,328,455		4,756,989
	2,686,915		2,851,608		2,348,141		3,155,111		2,693,816		2,844,271
	1,561,185		1,464,264		1,243,652		1,184,846		1,097,064		1,426,924
	-		133,148		-		-		170,854		-
	1,923,912		-		-		-		-		-
	<u>60,530,532</u>		<u>63,360,242</u>		<u>68,216,708</u>		<u>78,113,290</u>		<u>79,364,003</u>		<u>84,019,082</u>
	<u>2,553,261</u>		<u>747,157</u>		<u>459,030</u>		<u>(544,088)</u>		<u>3,290,045</u>		<u>956,323</u>
	-		18,950,000		-		-		-		-
	-		4,210,851		-		-		-		-
	-		-		-		-		9,105,000		-
	-		-		-		-		890,288		-
	-		(23,025,000)		-		-		-		-
	-		317,103		969,242		-		-		-
	-		-		-		-		-		518,560
	8,358,322		5,572,149		7,033,116		10,976,434		10,040,819		10,569,583
	(6,082,160)		(3,817,711)		(5,251,615)		(9,161,084)		(8,189,162)		(8,664,228)
	<u>2,276,162</u>		<u>2,207,392</u>		<u>2,750,743</u>		<u>1,815,350</u>		<u>11,846,945</u>		<u>2,423,915</u>
\$	<u>4,829,423</u>	\$	<u>2,954,549</u>	\$	<u>3,209,773</u>	\$	<u>1,271,262</u>	\$	<u>15,136,990</u>	\$	<u>3,380,238</u>
	7.3%		7.3%		5.5%		5.9%		5.1%		5.8%

**City of Margate, Florida**  
**Assessed Value and Estimated Actual Value of Taxable Property**  
**Last Ten Fiscal Years (in thousands of dollars)**

**Table 6**

Fiscal Year	Tax Year	Real Property				Less: Tax-Exempt Property	Total Taxable Assessed Value	Total Direct Tax Rate	Total Estimated Actual Market Value	Total Assessed Value as a Percentage of Estimated Market Value
		Residential Property	Commercial Property	Industrial Property	Other (1)					
2011	2010	1,837,455	569,867	112,032	248,199	821,675	1,945,878	7.9788	2,849,840	68.28%
2012	2011	1,793,921	508,834	94,923	258,868	797,049	1,859,497	7.9892	2,775,866	66.99%
2013	2012	1,817,033	510,425	95,243	248,543	782,366	1,888,878	7.7365	2,831,583	66.71%
2014	2013	1,894,929	503,368	100,647	264,324	785,633	1,977,635	7.5593	2,984,185	66.27%
2015	2014	2,015,025	509,434	106,087	275,250	792,233	2,113,563	7.3093	3,389,842	62.35%
2016	2015	2,160,635	507,459	110,480	273,271	785,590	2,266,255	7.3093	3,718,806	60.94%
2017	2016	2,300,737	556,026	116,066	275,405	803,051	2,445,183	7.0593	4,061,741	60.20%
2018	2017	2,528,342	610,033	132,996	278,283	831,748	2,717,906	7.0593	4,476,856	60.71%
2019	2018	2,757,756	628,900	143,835	277,644	854,849	2,953,286	7.0593	4,914,410	60.09%
2020	2019	2,958,543	644,400	152,103	291,252	879,029	3,167,269	7.7666	5,283,748	59.94%

Source: Broward County Property Appraiser.

Note: Tax rates are per \$1,000 of assessed value.

(1) "Other" value includes Agricultural, Institutional, Government, and Miscellaneous.

**City of Margate, Florida**  
**Property Tax Rates - Direct and Overlapping Governments**  
**Last Ten Fiscal Years (rate per \$1,000 of assessed value)**

**Table 7**

Fiscal Year	City of Margate			Overlapping Rates*						Total Direct and Overlapping Rates
	Operating Millage	Debt Service Millage	Total Direct Rate	Broward County School District	Broward County	South Florida Water Management District	Children Services Council	North Broward Hospital District	Florida Inland Navigation District	
2011	7.7500	0.2288	7.9788	7.6310	5.5530	0.6240	0.4696	1.8750	0.0345	24.1659
2012	7.7500	0.2392	7.9892	7.4180	5.5530	0.4363	0.4789	1.8750	0.0345	23.7849
2013	7.5000	0.2365	7.7365	7.4560	5.5530	0.4289	0.4902	1.8564	0.0345	23.5555
2014	7.3300	0.2293	7.5593	7.4800	5.7230	0.4110	0.4882	1.7554	0.0345	23.4514
2015	6.2761	1.0332	7.3093	7.4380	5.7230	0.3842	0.4882	1.5939	0.0345	22.9711
2016	6.3402	0.9691	7.3093	7.2740	5.7230	0.3551	0.4882	1.4425	0.0320	22.6241
2017	6.4554	0.6039	7.0593	6.9063	5.6690	0.3307	0.4882	1.3462	0.0320	21.8317
2018	6.5183	0.5410	7.0593	6.5394	5.6690	0.3100	0.4882	1.2483	0.0320	21.3462
2019	6.5594	0.4999	7.0593	6.4029	5.6690	0.2936	0.4882	1.0855	0.0320	21.0305
2020	7.1171	0.6495	7.7666	6.7393	5.6690	0.2795	0.4882	1.0324	0.0320	22.0070

Source: Broward County Property Appraiser's Office.

Notes: The City's basic property tax rate may be increased only by majority vote of the City's Commissioners. Rates for debt service are set based on each year's requirements.

\* Overlapping rates are those of local and county governments that apply to property owners within the City of Margate.

**City of Margate, Florida  
Principal Property Taxpayers  
Current Year and Nine Years Ago**

**Table 8**

	2020			2011		
	Taxable Assessed Value	Rank	Percentage of Total Assessed Value	Taxable Assessed Value	Rank	Percentage of Total Assessed Value
BPP Alphabet MF Pinebrook PTE LLC	\$ 58,982,670	1	1.86%	\$ -	-	-
Celebration Pointe North LLC	47,673,000	2	1.51%	-	-	-
Toscana Park Villas LLC	46,792,990	3	1.48%	-	-	-
Morguard Blue Isle LLC	44,328,570	4	1.40%	-	-	-
Peppertree Plaza LLC	42,648,320	5	1.35%	-	-	-
Northwest Regional Hospital Inc.	37,564,390	6	1.19%	39,456,730	2	1.90%
Behringer Harvard Margate LLC	35,022,710	7	1.11%	-	-	-
WE Fairways of Carolina Owner LLC	32,540,850	8	1.03%	-	-	-
MHC Coral Cay Plantation LLC	29,237,740	9	0.92%	-	-	-
Cross Creek Realty Holdings	25,255,720	10	0.80%	-	-	-
Prisa Acquisition LLC	-	-	-	40,245,680	1	1.94%
Kimco Realty Corporation	-	-	-	33,090,381	3	1.59%
Florida Power & Light Company	-	-	-	30,330,756	4	1.46%
Colonies at Margate #6080	-	-	-	27,771,478	5	1.34%
AT & T Mobility LLC	-	-	-	24,479,812	6	1.18%
MB Margate Lakewood I LLC	-	-	-	22,905,940	7	1.10%
JM Auto Inc.	-	-	-	22,530,300	8	1.09%
Mullinax Ford South Inc.	-	-	-	20,870,710	9	1.01%
Blue Isle Apartments	-	-	-	19,799,096	10	0.95%
<b>Total</b>	<b>\$ 400,046,960</b>		<b>12.63%</b>	<b>\$ 281,480,883</b>		<b>13.56%</b>

Source: Broward County Revenue Collector.

City of Margate, Florida  
Property Tax Levies and Collections  
Last Ten Fiscal Years (in thousands of dollars)

Table 9

Fiscal Year	Tax Year	Taxes Levied for the Fiscal Year	Collected Within the Fiscal Year of the Levy		Collections in Subsequent Years	Total Collections to Date	
			Amount*	Percentage of Levy		Amount	Percentage of Levy
2011	2010	16,585	15,721	94.8%	34	15,755	95.0%
2012	2011	15,900	15,334	96.4%	(81)	15,253	95.9%
2013	2012	15,550	14,949	96.1%	(133)	14,816	95.3%
2014	2013	15,902	15,241	95.8%	182	15,423	97.0%
2015	2014	16,355	15,667	95.8%	371	16,038	98.1%
2016	2015	17,490	16,758	95.8%	5	16,763	95.8%
2017	2016	18,225	17,533	96.2%	9	17,542	96.3%
2018	2017	20,232	19,382	95.8%	42	19,424	96.0%
2019	2018	21,931	20,983	95.7%	8	20,991	95.7%
2020	2019	25,753	24,554	95.3%	-	24,554	95.3%

Source: Broward County Revenue Collector (included discounts allowed).

\* Amounts are exclusive of discounts, interest, and penalties.

Ratios of Outstanding Debt by Type

Last Ten Fiscal Years (dollars in thousands, except per capita)

Fiscal Year	Governmental Activities			Business-Type Activities	Total Primary Government	Percentage of Personal Income (1)	Per Capita (1)
	General Obligation Bonds	Community Redevelopment Bonds	Capital Leases	Water and Sewer Refunding Revenue Bonds			
2011	28,079	16,850	-	8,620	53,549	4.21%	997
2012	27,146	15,560	-	7,805	50,511	3.87%	916
2013	26,180	14,133	742	6,960	48,015	3.91%	869
2014	25,167	12,661	625	6,075	44,528	3.72%	804
2015	24,119	11,142	506	5,155	40,922	3.30%	733
2016	23,144 (2)	9,574	634	4,205	37,557	2.87%	656
2017	22,365 (2)	7,955	1,419	3,215	34,954	2.57%	603
2018	21,610 (2)	5,769	1,004	2,185	30,568	2.10%	524
2019	30,812 (2)	4,045	620	1,115	36,592	2.35%	619
2020	29,727 (2)	2,264	396	-	32,387	2.01%	546

Note: Details regarding the City's outstanding debt can be found in the notes to the financial statements.

(1) See Table 14, Demographic and Economic Statistics, for personal income and population data.

(2) Includes bond premium for GO Refunding Bonds, Series 2016 and for GO Bonds, Series 2019.



## Ratios of General Bonded Debt Outstanding

Last Ten Fiscal Years (dollars in thousands, except per capita)

Fiscal Year	Tax Year	Assessed Value (1)	General Bonded Debt Outstanding			Percentage of Actual Taxable Value of Property	Bonded Debt Per Capita (2)
			General Obligation Bonds	Less: Amounts Available in Debt Service Fund	Total		
2011	2010	1,945,878	28,079	32	28,047	1.44%	522.15
2012	2011	1,859,497	27,146	38	27,108	1.46%	491.84
2013	2012	1,888,878	26,180	43	26,137	1.38%	473.11
2014	2013	1,977,635	25,167	45	25,122	1.27%	453.33
2015	2014	2,113,563	24,119	56	24,063	1.14%	430.84
2016	2015	2,266,255	23,144	83	23,061	1.02%	402.98
2017	2016	2,445,183	22,365	110	22,255	0.91%	383.97
2018	2017	2,717,906	21,610	126	21,484	0.79%	368.32
2019	2018	2,953,286	30,812	146	30,666	1.04%	518.74
2020	2019	3,167,269	29,727	76	29,651	0.94%	499.59

Note: Details regarding the City's outstanding debt can be found in the notes to the financial statements.

(1) See Table 6, Assessed Value and Estimated Actual Value of Taxable Property, for property value data.

(2) Population data can be found on Table 14.

**City of Margate, Florida**  
**Direct and Overlapping Governmental Activities Debt**  
**As of September 30, 2020 (dollars in thousands)**

**Table 12**

<b>Governmental Unit</b>	<b>Debt Outstanding</b>	<b>Estimated Percentage Applicable</b>	<b>Amount Applicable to Primary Government</b>
Debt repaid with property taxes			
Broward County School Board	\$ 1,873,985	1.53%	\$ 28,672
Broward County	97,455	1.65%	1,608
Subtotal, overlapping debt			30,280
<b>City of Margate direct debt</b>			<b>32,387</b>
<b>Total direct and overlapping debt</b>			<b>\$ 62,667</b>

Sources: Taxable value data used to estimate applicable percentages provided by the Broward County Property Appraiser.  
 Debt outstanding data provided by each governmental unit as listed above.

Notes: Overlapping governments are those that coincide with the geographic boundaries of the City. This schedule estimates the portion of the outstanding debt of those overlapping governments that is borne by the residents and businesses of Margate. This process recognizes that, when considering the government's ability to issue and repay long-term debt, the entire debt burden borne by the property taxpayers should be taken into account.

For debt repaid with property taxes, the percentage of overlapping debt applicable is estimated using taxable assessed property values. Applicable percentages were estimated by determining the portion of other governmental unit's taxable assessed value that is within the City's boundaries and dividing it by each unit's total taxable assessed value.

**City of Margate, Florida  
Pledged-Revenue Coverage  
Water and Wastewater Enterprise Fund  
Last Ten Fiscal Years (dollars in thousands)**

**Table 13**

**Water and Sewer Refunding Revenue Bonds**

**As Defined by Bond Indenture**

<b>Fiscal Year</b>	<b>Revenues</b>	<b>Expenses</b>	<b>Net Revenues</b>	<b>Income Available for Debt Service</b>	<b>Maximum Annual Debt Service</b>	<b>Coverage-Dollars of Income Available for Each Dollar of Maximum Annual Debt Service</b>
2011	22,031	13,156	8,875	8,875	1,163	7.63
2012	22,483	13,443	9,040	9,040	1,163	7.77
2013	22,778	14,071	8,707	8,707	1,163	7.49
2014	22,987	14,693	8,294	8,294	1,163	7.13
2015	22,346	13,500	9,846	9,846	1,160	8.49
2016	23,354	13,933	9,421	9,421	1,160	8.12
2017	24,142	14,979	9,163	9,163	1,160	7.90
2018	24,595	10,188	14,407	14,407	1,160	12.42
2019	26,620	15,821	10,799	10,799	1,160	9.31
2020	-	-	-	-	-	-

Notes: Revenues are defined as all rates, fees, charges, assessments, or other income received by the City or accrued to the City from the operation of the Water and Wastewater System, and also includes the earning and investment income deposited in the Operations and Maintenance Fund and the Renewal and Replacement Fund derived from the investment and re-investment of moneys on deposit.

Net revenues are defined as revenues remaining after deduction of operating expenses. For purposes of determining compliance with the rate covenant and parity bond provisions, net revenues shall not include nonpledged revenues.

Nonpledged revenues are defined as connection charges, special assessment charges, capacity reservation charges, meter fees, contributions in aid of construction and other capital contributions, and any non-recurring charges hereafter imposed.

Operating expenses are defined as current expenses, paid or accrued, of operations, maintenance and ordinary current repairs of the Water and Wastewater System and its facilities.

**City of Margate, Florida  
Demographic and Economic Statistics  
Last Ten Calendar Years**

**Table 14**

<u>Year</u>	<u>Population (1)</u>	<u>Personal Income (thousands of dollars)</u>	<u>Per Capita Personal Income (2)</u>	<u>School Enrollment (3)</u>	<u>Broward County Unemployment Rate (4)</u>
2011	53,714	1,271,303	23,668	7,142	9.30%
2012	55,116	1,304,485	23,668	7,140	7.50%
2013	55,245	1,226,936	22,209	7,118	5.60%
2014	55,417	1,197,783	21,614	7,172	5.20%
2015	55,851	1,240,283	22,207	7,297	4.90%
2016	57,226	1,309,045	22,875	7,446	4.60%
2017	57,961	1,362,547	23,508	7,447	3.30%
2018	58,329	1,453,617	24,921	7,408	2.80%
2019	59,116	1,556,702	26,333	7,490	2.80%
2020	59,351	1,609,480	27,118	7,326	7.80%

Sources:

(1) University of Florida Bureau of Economic and Business Research

(2) U.S. Census Bureau

(3) School Board of Broward County, Florida

Note: School enrollment represents students who reside in Margate that are enrolled in public/charter schools throughout Broward County.

(4) U.S. Department of Labor, Bureau of Labor Statistics

**City of Margate, Florida  
Principal Employers  
Current Year and Nine Years Ago**

**Table 15**

	2020			2011		
	Employees	Rank	Percentage of Total City Employment	Employees	Rank	Percentage of Total City Employment
Global Response Corporation *	1,500	1	5.43%	570	2	3.10%
Northwest Medical Center	1,259	2	4.56%	904	1	4.92%
City of Margate, Florida	520	3	1.88%	492	3	2.68%
JM Lexus	450	4	1.63%	355	5	1.93%
Broward County Schools	403	5	1.46%	393	4	2.14%
Walmart	240	6	0.87%	350	6	1.91%
Centers Plan for Healthy Living	200	7	0.72%	-	-	-
AutoNation Ford Margate	174	8	0.63%	-	-	-
Publix	150	9	0.54%	-	-	-
Winn Dixie	146	10	0.53%	175	9	0.95%
Nationwide Relocation Services	-	-	-	300	7	1.63%
Penn Dutch	-	-	-	175	8	0.95%
Maroone Ford	-	-	-	133	10	0.72%
<b>Total</b>	<b>5,042</b>		<b>18.25%</b>	<b>3,847</b>		<b>20.93%</b>

Sources: Broward Planning Services Division, City-wide data.com, U.S. Bureau of Labor Statistics, Finance Department survey, and the Florida Department of Economic Opportunity.

\* Per Global Response Corporation, number of employees is based on persons employed during peak seasonal times (24 hours, 7 days a week operation).

**City of Margate, Florida**  
**Full-Time Equivalent City Government Employees by Function/Program**  
**Last Ten Fiscal Years**

**Table 16**

Function/Program	Fiscal Year									
	2011	2012	2013	2014	2015	2016	2017	2018	2019	2020
<b>General Government:</b>										
City commission	5	5	5	5	5	5	5	5	5	5
City manager	6	6	6	7	6	4	4	8	9	9
Development services **	-	5	5	7	7	9	10	8	8	9
Finance	19	20	20	20	21	8	9	9	9	9
Purchasing *	-	-	-	-	-	4	4	4	5	5
Human resources	5	6	6	6	6	6	7	7	7	7
City clerk	6	6	7	7	7	7	7	7	7	7
City attorney	1	1	1	1	1	1	1	1	1	3
Building	19	14	13	13	11	11	13	16	16	17
Information technology	7	7	6	5	5	6	6	6	6	6
<b>Police:</b>										
Officers	107	107	110	111	111	112	111	117	117	117
Non-certified personnel	75	75	69	40	39	35	35	36	37	36
<b>Fire:</b>										
Firefighters/Paramedics	108	107	107	108	108	116	116	123	123	123
Firefighters/EMTs	2	2	2	2	2	2	2	2	-	-
Fire Safety Inspectors	-	-	-	-	-	-	-	-	2	2
Non-certified personnel	2	2	2	2	2	2	2	2	3	3
<b>Public Works:</b>										
Administration	3	3	3	3	4	4	4	5	5	6
Building	9	9	9	9	8	7	8	8	9	9
Garage	10	10	10	10	8	9	9	9	9	9
Roads	3	3	3	3	3	3	3	3	3	4
Stormwater utility	9	9	9	9	10	10	11	11	11	11
<b>Parks and Recreation</b>	<b>53</b>	<b>56</b>	<b>46</b>	<b>47</b>	<b>55</b>	<b>50</b>	<b>54</b>	<b>50</b>	<b>49</b>	<b>41</b>
<b>Environment &amp; Engineering Services:</b>										
Treatment	40	38	39	38	37	36	36	38	37	36
Transmission, distribution & collection	30	30	30	30	31	32	32	32	32	32
Utility billing *	-	-	-	-	-	6	6	6	6	6
Administration & engineering	18	15	15	15	15	16	17	18	20	20
<b>Total</b>	<b>537</b>	<b>536</b>	<b>523</b>	<b>498</b>	<b>502</b>	<b>501</b>	<b>512</b>	<b>531</b>	<b>536</b>	<b>532</b>

Source: City's Finance Department

Note: A full-time employee is scheduled to work 2,080 hours per year (including vacation and sick leave).

Full-time equivalent employment is calculated by dividing total labor hours by 2,080.

\* Purchasing and Utility Billing were previously included in Finance.

\*\* Formerly known as Economic development.

**City of Margate, Florida**  
**Operating Indicators by Function/Program**  
**Last Ten Fiscal Years**

**Table 17**

Function/Program	Fiscal Year									
	2011	2012	2013	2014	2015	2016	2017	2018	2019	2020
<b>General Government:</b>										
Building permits issued	3,922	3,998	4,371	4,441	4,836	4,722	5,080	6,608	5,660	5,217
Lien inquiries	1,873	2,389	2,204	1,777	2,241	2,147	2,079	1,873	2,109	1,854
<b>Police:</b>										
Physical arrests	1,858	1,713	1,528	1,024	1,046	1,025	1,093	1,341	1,161	867
Parking citations	80	62	63	63	118	81	126	132	365	213
Traffic citations	5,945	5,555	5,447	4,816	5,097	5,253	6,563	8,185	5,760	3,214
<b>Fire:</b>										
Emergency responses	14,062	14,450	14,585	14,950	15,089	16,390	17,627	18,324	17,436	17,119
Inspections	2,137	2,488	2,877	2,849	2,782	3,360	3,512	3,369	2,579	1,400
<b>Public works:</b>										
Total route miles - Margate mini buses	46	46	46	57	58	67	55	55	56	55
Transit passengers - Margate mini buses	109,996	67,935	60,560	66,198	62,981	71,323	93,473	91,914	95,952	73,336
<b>Culture and Recreation:</b>										
Pool admissions	37,230	33,345	32,052	37,795	50,958	39,477	45,274	38,461	34,915	-
Summer camp participants	150	191	172	179	198	209	251	268	262	-
Library circulation	160,098	149,464	161,766	124,833	114,456	100,171	85,974	71,185	85,756	43,718
<b>Environmental and Engineering Services:</b>										
Water and wastewater system:										
Number of billed accounts monthly	16,770	16,775	16,771	16,779	16,811	16,811	16,873	16,877	16,992	17,031
Average number of gallons of water consumed daily (thousands of gallons)	7,983	7,762	6,945	7,425	6,777	6,462	6,093	5,088	5,523	6,028
Average number of gallons of wastewater treated daily (thousands of gallons)	6,808	6,940	6,900	6,602	6,246	6,484	6,716	6,947	6,532	6,532

Sources: Various City Departments

Note: Pool admissions do not include the City's summer camp participants who use the facility during summer camp.

**City of Margate, Florida**  
**Capital Asset Statistics by Function/Program**  
**Last Ten Fiscal Years**

**Table 18**

Function/Program	Fiscal Year									
	2011	2012	2013	2014	2015	2016	2017	2018	2019	2020
<b>General Government:</b>										
Number of general government buildings	1	1	1	1	1	1	1	1	1	1
<b>Public Safety:</b>										
Number of police stations	1	1	1	1	1	1	1	1	1	1
Number of police patrol units (marked)	101	112	116	115	89	89	100	105	101	96
Administrative buildings - Fire	-	-	1	1	1	1	1	1	1	1
Number of fire stations	3	3	3	3	3	3	3	3	3	5
Number of fire engines	8	10	10	10	7	5	5	5	5	5
Number of rescue transport vehicles	9	9	9	9	7	5	5	5	5	5
<b>Public Works:</b>										
Public roads (miles)	110.71	110.71	110.71	110.71	110.71	110.71	110.71	110.71	110.71	110.71
City roads (miles)	101.28	101.28	101.28	101.28	101.28	101.28	101.28	101.28	101.28	101.28
Transit-minibus	6	4	4	4	4	4	4	4	4	4
<b>Culture and Recreation:</b>										
Number of parks	18	19	19	19	19	19	19	19	19	19
Park acreage	131.90	131.90	131.90	131.90	131.90	131.90	131.90	131.90	131.90	131.90
Conservation land use (acres)	52.24	52.24	52.24	52.24	52.24	52.24	52.24	52.24	52.24	52.24
Community Center	1	1	1	2	2	2	2	2	2	2
Libraries	1	1	1	1	1	1	1	1	1	1
<b>Environmental and Engineering Services:</b>										
Administrative buildings	1	1	1	1	1	1	1	1	1	1
Water and wastewater system:										
Miles of water mains	211.51	211.51	211.51	211.27	211.00	212.00	212.67	212.75	213.43	213.43
Miles of wastewater mains	176.42	176.42	176.42	176.68	178.00	179.00	179.09	179.09	180.53	180.53
Water treatment capacity per day (thousands of gallons)	18,000	18,000	18,000	18,000	18,000	20,000	20,000	13,500	13,500	13,500

Sources: Various City Departments.



# COMPLIANCE SECTION

This Page Intentionally Left Blank

INDEPENDENT AUDITOR'S REPORT ON INTERNAL CONTROL OVER  
FINANCIAL REPORTING AND ON COMPLIANCE AND OTHER MATTERS  
BASED ON AN AUDIT OF FINANCIAL STATEMENTS PERFORMED  
IN ACCORDANCE WITH *GOVERNMENT AUDITING STANDARDS*

To the Honorable Mayor and  
Members of the City Commission  
City of Margate, Florida

We have audited, in accordance with the auditing standards generally accepted in the United States of America and the standards applicable to financial audits contained in *Government Auditing Standards*, issued by the Comptroller General of the United States, the financial statements of the governmental activities, the business-type activities, each major fund, and the aggregate remaining fund information of the City of Margate, Florida (the "City"), as of and for the year ended September 30, 2020, and the related notes to the financial statements, which collectively comprise the City's basic financial statements, and have issued our report thereon dated February 23, 2021.

### Internal Control over Financial Reporting

In planning and performing our audit of the financial statements, we considered the City's internal control over financial reporting (internal control) as a basis for designing audit procedures that are appropriate in the circumstances for the purpose of expressing our opinions on the financial statements, but not for the purpose of expressing an opinion on the effectiveness of the City's internal control. Accordingly, we do not express an opinion on the effectiveness of the City's internal control.

A *deficiency in internal control* exists when the design or operation of a control does not allow management or employees, in the normal course of performing their assigned functions, to prevent, or detect and correct, misstatements on a timely basis. A *material weakness* is a deficiency, or a combination of deficiencies, in internal control, such that there is a reasonable possibility that a material misstatement of the entity's financial statements will not be prevented, or detected and corrected on a timely basis. A *significant deficiency* is a deficiency, or a combination of deficiencies, in internal control that is less severe than a material weakness, yet important enough to merit attention by those charged with governance.

Our consideration of internal control was for the limited purpose described in the first paragraph of this section and was not designed to identify all deficiencies in internal control that might be material weaknesses or, significant deficiencies. Given these limitations, during our audit we did not identify any deficiencies in internal control that we consider to be material weaknesses. However, material weaknesses may exist that have not been identified.

### **Compliance and Other Matters**

As part of obtaining reasonable assurance about whether the City’s financial statements are free from material misstatement, we performed tests of its compliance with certain provisions of laws, regulations, contracts, and grant agreements, noncompliance with which could have a direct and material effect on the financial statements. However, providing an opinion on compliance with those provisions was not an objective of our audit, and accordingly, we do not express such an opinion. The results of our tests disclosed no instances of noncompliance or other matters that are required to be reported under *Government Auditing Standards*.

### **Purpose of this Report**

The purpose of this report is solely to describe the scope of our testing of internal control and compliance and the results of that testing, and not to provide an opinion on the effectiveness of the entity’s internal control or on compliance. This report is an integral part of an audit performed in accordance with *Government Auditing Standards* in considering the entity’s internal control and compliance. Accordingly, this communication is not suitable for any other purpose.

KEEFE McCULLOUGH

Fort Lauderdale, Florida  
February 23, 2021

INDEPENDENT AUDITOR'S REPORT ON COMPLIANCE FOR EACH MAJOR  
FEDERAL PROGRAM AND STATE PROJECT AND ON INTERNAL CONTROL  
OVER COMPLIANCE REQUIRED BY THE UNIFORM GUIDANCE AND CHAPTER  
10.550, *RULES OF THE FLORIDA AUDITOR GENERAL*

To the Honorable Mayor and  
Members of the City Commission  
City of Margate, Florida

### Report on Compliance for Each Major Federal Program and State Project

We have audited the City of Margate, Florida's (the "City") compliance with the types of compliance requirements described in the *OMB Compliance Supplement* and the compliance requirements described in the *Department of Financial Services' State Projects Compliance Supplement* that could have a direct and material effect on the City's major federal programs and state projects for the year ended September 30, 2020. The City's major federal programs and state projects are identified in the summary of auditor's results section of the accompanying schedule of findings and questioned costs.

### Management's Responsibility

Management is responsible for compliance with federal and state statutes, regulations, and the terms and conditions of its federal awards and state financial assistance applicable to its federal programs and state projects, respectively.

### Auditor's Responsibility

Our responsibility is to express an opinion on compliance for each of the City's major federal programs and state projects based on our audit of the types of compliance requirements referred to above. We conducted our audit of compliance in accordance with auditing standards generally accepted in the United States of America; the standards applicable to financial audits contained in *Government Auditing Standards*, issued by the Comptroller General of the United States; the audit requirements of Title 2 U.S. Code of Federal Regulations Part 200, *Uniform Administrative Requirements, Cost Principles, and Audit Requirements for Federal Awards* (Uniform Guidance); and Chapter 10.550, *Rules of the Florida Auditor General*. Those standards, Uniform Guidance, and Chapter 10.550, *Rules of the Florida Auditor General*, require that we plan and perform the audit to obtain reasonable assurance about whether noncompliance with the types of compliance requirements referred to above that could have a direct and material effect on a major federal program and/or state project occurred. An audit includes examining, on a test basis, evidence about the City's compliance with those requirements and performing such other procedures as we considered necessary in the circumstances.

We believe that our audit provides a reasonable basis for our opinion on compliance for each major federal program and state project. However, our audit does not provide a legal determination of the City's compliance.

## **Opinion on Each Major Federal Program and State Project**

In our opinion, the City complied, in all material respects, with the types of compliance requirements referred to above that could have a direct and material effect on its major federal programs and state projects for the year ended September 30, 2020.

## **Report on Internal Control over Compliance**

Management of the City is responsible for establishing and maintaining effective internal control over compliance with the types of compliance requirements referred to above. In planning and performing our audit of compliance, we considered the City's internal control over compliance with the types of requirements that could have a direct and material effect on each major federal program and state project to determine the auditing procedures that are appropriate in the circumstances for the purpose of expressing an opinion on compliance for each major federal program and state project and to test and report on internal control over compliance in accordance with the Uniform Guidance and Chapter 10.550, *Rules of the Florida Auditor General*, but not for the purpose of expressing an opinion on the effectiveness of internal control over compliance. Accordingly, we do not express an opinion on the effectiveness of the City's internal control over compliance.

*A deficiency in internal control over compliance* exists when the design or operation of a control over compliance does not allow management or employees, in the normal course of performing their assigned functions, to prevent, or detect and correct, noncompliance with a type of compliance requirement of a federal program and/or state project on a timely basis. *A material weakness in internal control over compliance* is a deficiency, or combination of deficiencies, in internal control over compliance, such that there is a reasonable possibility that material noncompliance with a type of compliance requirement of a federal program and/or state project will not be prevented, or detected and corrected, on a timely basis. *A significant deficiency in internal control over compliance* is a deficiency, or a combination of deficiencies, in internal control over compliance with a type of compliance requirement of a federal program and/or state project that is less severe than a material weakness in internal control over compliance, yet important enough to merit attention by those charged with governance.

Our consideration of internal control over compliance was for the limited purpose described in the first paragraph of this section and was not designed to identify all deficiencies in internal control over compliance that might be material weaknesses or significant deficiencies. We did not identify any deficiencies in internal control over compliance that we consider to be material weaknesses. However, material weaknesses may exist that have not been identified.

## **Purpose of this Report**

The purpose of this report on internal control over compliance is solely to describe the scope of our testing of internal control over compliance and the results of that testing based on the requirements of the Uniform Guidance and Chapter 10.550, *Rules of the Florida Auditor General*. Accordingly, this report is not suitable for any other purpose.

KEEFE McCULLOUGH

Fort Lauderdale, Florida  
February 23, 2021

---

## INDEPENDENT AUDITOR'S REPORT TO CITY MANAGEMENT

To the Honorable Mayor and  
Members of the City Commission  
City of Margate, Florida

### Report on the Financial Statements

We have audited the basic financial statements of the City of Margate, Florida (the "City") as of and for the fiscal year ended September 30, 2020, and have issued our report thereon dated February 23, 2021.

### Auditor's Responsibility

We conducted our audit in accordance with auditing standards generally accepted in the United States of America; the standards applicable to financial audits contained in the *Government Auditing Standards*, issued by the Comptroller General of the United States; the audit requirements of Title 2 U.S. *Code of Federal Regulations Part 200, Uniform Administrative Requirements, Cost Principles, and Audit Requirements for Federal Awards* (Uniform Guidance); and Chapter 10.550, Rules of the Auditor General.

### Other Reporting Requirements

We have issued our Independent Auditor's Report on Internal Control over Financial Reporting and on Compliance and Other Matters Based on an Audit of the Financial Statements Performed in Accordance with *Government Auditing Standards*; Independent Auditor's Report on Compliance for Each Major Federal Program and State Project and on Internal Control over Compliance Required by the Uniform Guidance and Chapter 10.550, Rules of the Florida Auditor General; Schedule of Findings and Questioned Costs; and Independent Accountant's Report on an examination conducted in accordance with *AICPA Professional Standards*, AT-C Section 315, regarding compliance requirements in accordance with Chapter 10.550, Rules of the Auditor General. Disclosures in those reports and schedule, which are dated February 23, 2021, should be considered in conjunction with this management letter.

### Prior Audit Findings

Section 10.554(1)(i)1., Rules of the Auditor General, requires that we determine whether or not corrective actions have been taken to address findings and recommendations made in the preceding annual financial audit report. There were no findings and recommendations made in the preceding annual financial audit report.

### Official Title and Legal Authority

Section 10.554(1)(i)4., Rules of the Auditor General, requires that the name or official title and legal authority for the primary government and each component unit of the reporting entity be disclosed in this management letter, unless disclosed in the notes to the financial statements. The City of Margate, Florida was incorporated as a municipality in 1961 under Chapter 30962, Laws of Florida, Acts of 1955. The City includes the following blended component units: Margate Community Redevelopment Agency (CRA) established under the authority of Florida Statute Chapter 163, Section III in 1996 and the Northwest Focal Point Senior Center (the "Center") established as a dependent special district in August 2009 by the City of Margate Ordinance 2009-11.

### **Financial Condition and Management**

Sections 10.554(1)(i)5.a. and 10.556(7), Rules of the Auditor General, require us to apply appropriate procedures and communicate the results of our determination as to whether or not the City has met one or more of the conditions described in Section 218.503(1), Florida Statutes, and to identify the specific condition(s) met. In connection with our audit, we determined that the City did not meet any of the conditions described in Section 218.503(1), Florida Statutes.

Pursuant to Sections 10.554(1)(i)5.b. and 10.556(8), Rules of the Auditor General, we applied financial condition assessment procedures for the City. It is management's responsibility to monitor the City's financial condition, and our financial condition assessment was based in part on representations made by management and the review of financial information provided by same.

Section 10.554(1)(i)2., Rules of the Auditor General, requires that we communicate any recommendations to improve financial management. In connection with our audit, we did not have any such recommendations.

### **Special District Component Units**

Section 10.554(1)(i)5.c., Rules of the Auditor General, requires, if appropriate, that we communicate the failure of a special district that is a component unit of a county, municipality, or special district to provide the financial information necessary for proper reporting of the component unit within the audited financial statements of the county, municipality, or special district in accordance with Section 218.39(3)(b), Florida Statutes. In connection with our audit, we did not note any special district component units that failed to provide the necessary information for proper reporting in accordance with Section 218.39(3)(b), Florida Statutes.

### **Additional Matters**

Section 10.554(1)(i)3., Rules of the Auditor General, requires us to communicate noncompliance with provisions of contracts or grant agreements, or abuse, that have occurred, or are likely to have occurred, that have an effect on the financial statements that is less than material but warrants the attention of those charged with governance. In connection with our audit, we did not note any such findings.

### **Purpose of this Letter**

Our management letter is intended solely for the information and use of the Legislative Auditing Committee, members of the Florida Senate and the Florida House of Representatives, the Florida Auditor General, Federal and other granting agencies, the Members of the City Commission, and applicable management, and is not intended to be and should not be used by anyone other than these specified parties.

KEEFE McCULLOUGH

Fort Lauderdale, Florida  
February 23, 2021



INDEPENDENT ACCOUNTANT'S REPORT ON COMPLIANCE WITH  
SECTION 218.415 FLORIDA STATUTES

To the Honorable Mayor and  
Members of the City Commission  
City of Margate, Florida

We have examined the City of Margate, Florida's (the "City") compliance with the requirements of Section 218.415, Florida Statutes, *Local Government Investment Policies*, during the year ended September 30, 2020. Management is responsible for the City's compliance with the specific requirements. Our responsibility is to express an opinion on the City's compliance with the specific requirements based on our examination.

Our examination was conducted in accordance with attestation standards established by the American Institute of Certified Public Accountants. Those standards require that we plan and perform the examination to obtain reasonable assurance about whether the City complied, in all material respects, with the specified requirements referenced above. An examination involves performing procedures to obtain evidence about whether the City complied with the specified requirements. The nature, timing, and extent of the procedures selected depend on our judgment, including an assessment of the risks of material noncompliance, whether due to fraud or error. We believe that the evidence we obtained is sufficient and appropriate to provide a reasonable basis for our opinion.

Our examination does not provide a legal determination on the City's compliance with the specified requirements.

In our opinion, the City complied, in all material respects, with the aforementioned requirements for the year ended September 30, 2020.

This report is intended solely for the information and use of the City Commission, management, and the State of Florida Auditor General and is not intended to be and should not be used by anyone other than these specified parties.

KEEFE McCULLOUGH

Fort Lauderdale, Florida  
February 23, 2021

CPA's + Trusted Advisors

**City of Margate, Florida**  
**Schedule of Expenditures of Federal Awards and State Financial Assistance**  
**For the Fiscal Year Ended September 30, 2020**

<b>Federal/State Agency, Pass-through Grantor, Federal Program/State Project</b>	<b>CFDA/ CFSA Number</b>	<b>Contract/Grant Number</b>	<b>Expenditures</b>	<b>Transfer to Sub-recipients</b>
<b>Federal Awards:</b>				
<b><u>U.S. Department of Housing and Urban Development:</u></b>				
<b>Direct Program</b>				
Community Development Block Grants / Entitlement Grants	14.218	B-19-MC-12-0045	\$ 80,000	\$ 80,000
Community Development Block Grants / Entitlement Grants	14.218	B-14-MC-12-0045	2,784	-
Community Development Block Grants - NSP1	14.218	B-08-MN-12-0015	2,813	-
Community Development Block Grants - Program Income	14.218	N/A	50	-
		14.218 Total	85,647	80,000
<b><u>U.S. Department of Justice:</u></b>				
<b>Direct Program</b>				
Public Safety Partnership and Community Policing (COPS Hiring Grant)	16.710	2017UMWX0139	246,311	-
Bulletproof Vest Partnership Program	16.607	N/A	16,271	-
Equitable Sharing Program	16.922	N/A	386,789	-
<b>Passed through Florida Office of the Attorney General</b>				
Victims of Crime Act (VOCA)	16.575	VOCA-2019-City of Margate Police De-00130	57,150	-
<b><u>U.S. Department of Homeland Security:</u></b>				
<b>Direct Program</b>				
National Urban Search and Rescue (US&R) Response System	97.025	N/A	41,263	-
<b>Passed through Florida Division of Emergency Management</b>				
Disaster Grants - Public Assistance	* 97.036	Z1665	52,073	-
Disaster Grants - Public Assistance	** 97.036	Z0391	1,233,734	-
		97.036 Total	1,285,807	-

See notes to schedule of expenditures of federal awards and state financial assistance.

City of Margate, Florida  
Schedule of Expenditures of Federal Awards and State Financial Assistance  
(Continued)  
For the Fiscal Year Ended September 30, 2020

Federal/State Agency, Pass-through Grantor, Federal Program/State Project	CFDA/ CFSA Number	Contract/Grant Number	Expenditures	Transfer to Sub-recipients
<b>Federal Awards (continued):</b>				
<b><u>U.S. Department of Treasury:</u></b>				
<b>Direct Program</b>				
Equitable Sharing Program	21.016	N/A	54	-
<b><u>U.S. Department of Transportation</u></b>				
<b>Passed through Florida Department of Environmental Protection</b>				
Recreational Trails Program	20.219	T1825	16,150	-
<b><u>U.S. Department of Health and Human Services:</u></b>				
<b>Direct Program</b>				
Provider Relief Fund	93.498	N/A	56,794	36,213
<b>Passed through Florida Department of Elder Affairs - Passed through the Areawide Council on Aging of Broward County</b>				
Special Programs for the Aging - Title III, Part B - Grants for Supportive Services and Senior Centers	93.044	JA119-08-2019	68,180	-
	93.044	JA120-08-2020	178,657	-
CARES Act for Supportive Services Title III B	93.044	JCA20-08-2021	42,157	-
		93.044 Total	288,994	-
National Family Caregiver Support, Title III, Part E	93.052	JA119-08-2019	2,238	-
	93.052	JA120-08-2020	3,275	-
Cares Act for Supportive Services Title III E	93.052	JCA20-08-2021	6,836	-
		93.052 Total	12,349	-
Low-Income Home Energy Assistance	93.568	JP119-08-2020	16,752	-
<b>Total Expenditures of Federal Awards</b>			\$ <u>2,510,331</u>	\$ <u>116,213</u>

See notes to schedule of expenditures of federal awards and state financial assistance.

City of Margate, Florida  
 Schedule of Expenditures of Federal Awards and State Financial Assistance  
 (Continued)  
 For the Fiscal Year Ended September 30, 2020

Federal/State Agency, Pass-through Grantor, Federal Program/State Project	CFDA/ CFSA Number	Contract/Grant Number	Expenditures	Transfer to Sub-recipients
<b>State Financial Assistance:</b>				
<b><u>Florida Department of Financial Services:</u></b>				
<b>Direct Project</b>				
Local Government Fire Service Grant	43.009	FM441	\$ 1,000,000	-
<b><u>Florida Division of Emergency Management</u></b>				
<b>Direct Project</b>				
Disaster Grants - Public Assistance	* 97.036	PA-00-11-16-01-122	8,136	-
Disaster Grants - Public Assistance	** 97.036	PA-00-11-16-01-280	10,026	-
		97.036 Total	18,162	-
<b><u>Florida Department of Elder Affairs</u></b>				
<b>Passed through the Areawide Council on Aging of Broward County</b>				
Local Service Program	65.009	JL119.08.2020	61,726	-
Local Service Program	65.009	JL120.08.2021	2,089	-
		65.009 Total	63,815	-
<b>Passed through Broward County Elderly and Veterans Services Division</b>				
Community Care for Elderly - CCE	65.010	19-EVSD-3411-ADC-01	20,056	-
<b>Total Expenditures of State Financial Assistance</b>			<b>\$ 1,102,033</b>	<b>\$ -</b>

\* Denotes fiscal year 2018/2019 (Hurricane Dorian) expenditures

\*\* Denotes fiscal year 2017/2018 (Hurricane Irma) expenditures

See notes to schedule of expenditures of federal awards and state financial assistance.

**Note 1 - Basis of Presentation**

The accompanying Schedule of Expenditures of Federal Awards and State Financial Assistance (the "Schedule") includes the federal and state grant activity of the City of Margate, Florida (the "City"). The information in the Schedule is presented in accordance with the requirements of Title 2 *U.S. Code of Federal Regulations (CFR) Part 200, Uniform Administrative Requirements, Cost Principles, and Audit Requirements for Federal Awards (Uniform Guidance)* and Chapter 10.550, *Rules of the Florida Auditor General*. Because the Schedule presents only a selected portion of the operations, it is not intended to and does not present the financial position, changes in net position, or cash flows of the City.

**Note 2 - Summary of Significant Accounting Policies**

Expenditures reported on the Schedule are reported on the accrual basis of accounting. Such expenditures are recognized following the cost principles contained in the Uniform Guidance, and Chapter 10.550, *Rules of the Florida Auditor General*, as well as other applicable provisions of contracts and grant agreements, wherein certain types of expenditures are not allowable or are limited as to reimbursements, as applicable.

**Note 3 - Indirect Cost Rate**

The City did not elect to use the 10% de minimis indirect cost rate as allowed under the Uniform Guidance.

**Note 4 - Contingency**

The grant and contract revenue amounts received are subject to audit and adjustment. If any expenditures or expenses are disallowed by the grantor agencies as a result of such an audit, any claim for reimbursement to the grantor/contract agencies would become a liability of the City. In the opinion of management, all grant and contract expenditures are in compliance with the terms of the agreements and applicable Federal and state laws and other applicable regulations.

**Note 5 - Prior Year Expenditures**

The Schedule includes contract/grants from the U.S. Department of Homeland Security in the amounts of \$ 52,073 and \$ 1,233,734 that represent expenditures from the 2019 and 2018 fiscal years, respectively.

In addition, the Schedule includes contract/grants from the Florida Division of Emergency Management that represents expenditures of \$ 8,136 and \$ 10,026 from the 2019 and 2018 fiscal years, respectively.

**City of Margate, Florida**  
**Schedule of Findings and Questioned Costs**  
**For the Year Ended September 30, 2020**

---

**A. Summary of Auditor's Results**

1. The auditor's report expresses an unmodified opinion on the basic financial statements.
2. No material weaknesses relating to the audit of the financial statements are reported in the Independent Auditor's Report on Internal Control over Financial Reporting and on Compliance and Other Matters based on an Audit of Financial Statements Performed in Accordance with *Government Auditing Standards*.
3. No instances of noncompliance material to the financial statements of the City of Margate, Florida, which would be required to be reported in accordance with *Government Auditing Standards*, were disclosed during the audit.
4. No material weaknesses relating to the audit of the major federal programs and state project are reported in the Independent Auditor's Report on Compliance for Each Major Federal Program and State Project and on Internal Control over Compliance Required by the Uniform Guidance and Chapter 10.550, *Rules of the Florida Auditor General*.
5. The auditor's report on compliance for the major federal award program and state project for the City of Margate, Florida expresses an unmodified opinion.
6. No audit findings relative to the major federal award program and state project for the City of Margate, Florida are reported in Part C of this schedule.
7. The programs/projects tested as major programs/projects are as follows:

**Federal Programs:**

**CFDA Number**

U.S. Department of Homeland Security -  
Disaster Grants – Public Assistance

97.036

**State Project:**

**CSFA Number**

Florida Department of Financial Services -  
Local Government Fire Services Grant

43.009

8. The threshold for distinguishing Type A and Type B for federal programs was \$ 750,000. The threshold for distinguishing Type A and Type B for state projects was \$ 300,000.
9. The City of Margate, Florida was not determined to be a low-risk auditee.

**B. Findings - Financial Statement Audit**

No matters are reported.

**C. Findings and Questioned Costs - Major Federal Award Program and Major State Project**

No matters are reported.

**D. Other Issues**

A separate management letter was not issued.

**City of Margate, Florida**  
**Summary Schedule of Prior Audit Findings**  
**For the Year Ended September 30, 2020**

---

Significant Deficiency

2019-02: Subrecipient Monitoring:

*Condition and Criteria:* The City entered into an interlocal agreement with Broward County to assist in preparing, implementing and administering the City's CDBG grants. It was noted that although the City indicated it conducted an on-site monitoring of the County, there was no documentation to support it.

*Recommendation:* The City should develop and implement policies and procedures to ensure that the City conducts and documents on-site monitoring. In addition, policies should include proper communication of monitoring results with subrecipients to allow for timely corrections.

*Current Status:* The recommendation was adopted in fiscal year 2020.