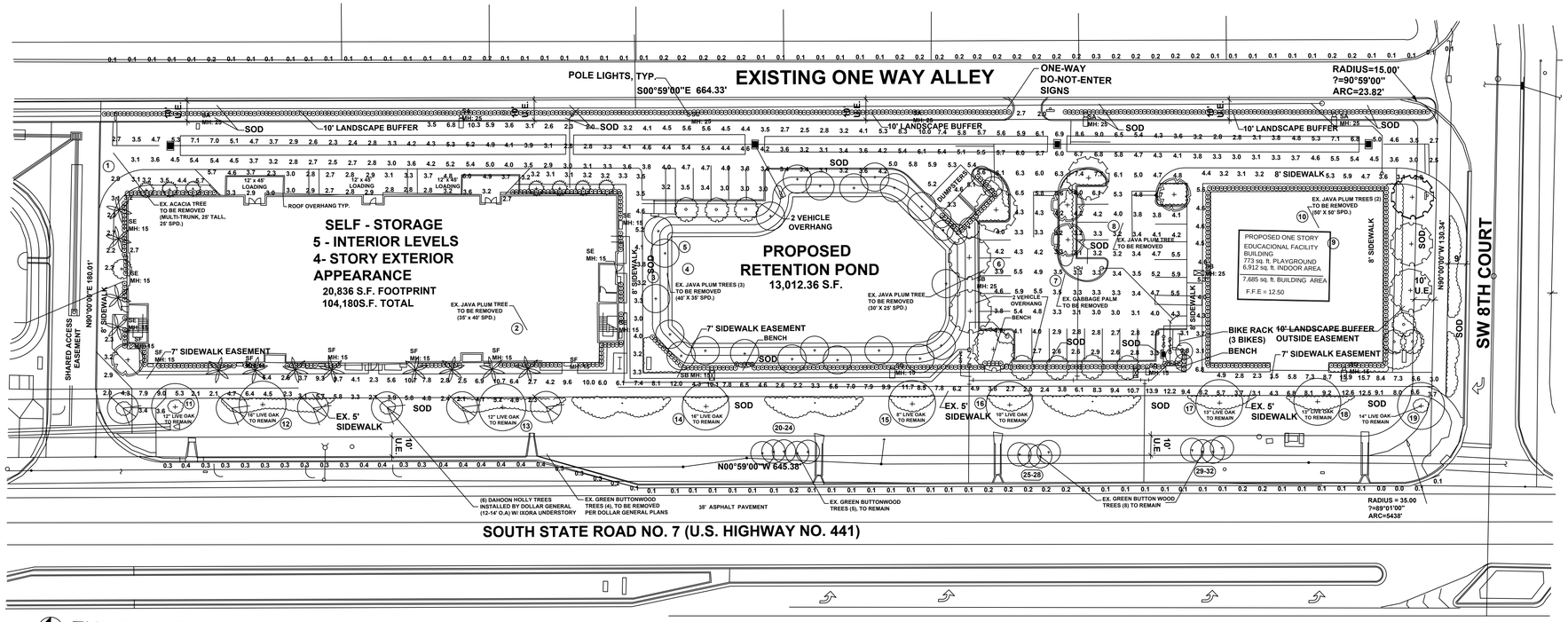

EXISTING PHOTOMETRIC STUDY ISSUED

SCALE: 1/32 " = 1'-0"

Lumark

Catalog #		Type
Project		
Comments		Date
Prepared by		

DESCRIPTION

The Navion ™ area, site and roadway LED luminaire combines world class optical performance, energy efficiency, and outstanding versatility to meet the requirements of any area, site or roadway lighting application. Patented AccuLED Optic ™ technology delivers unparalleled uniformity. Heavy-duty construction and easy installation features make the Navion luminaire the right choice for site lighting applications and municipal streets. UL/cUL listed for wet locations, optional IP66 enclosure rating available.

SPECIFICATION FEATURES

Construction
Heavy-duty, cast aluminum housing and door with extruded aluminum heat sink. Tool-less entry, hinged removable power tray door for easy maintenance. 3G vibration rated.

Optics
Choice of 16 patented, high-efficiency AccuLED Optics. The optics are precisely designed to shape the distribution maximizing efficiency and application spacing. AccuLED Optics created consistent distributions with the scalability to meet customized application requirements. Offered standard in 4000K (+/- 275K) CCT and minimum 70 CRI. Optional 3000K, 5000K and 6000K CCT. For the ultimate level of spill light control, an optional house side shield accessory is available and can be field or factory installed. The house side shield is designed to seamlessly integrate with the SL2, SL3, SL4 or AFL optics.

Electrical
LED drivers are mounted to the removable die-cast aluminum door for optimal heat sinking and ease of maintenance. 120-277V 50/60Hz, 347V 60Hz or 480V 60Hz operation. 480V is compatible for use with 480V Wye systems only. 10kV common and differential-mode surge protection standard. 0-10V dimming driver standard. Thermal management incorporates both conduction and convection to transfer heat rapidly away from the LED source for optimal efficiency and light output. Suitable for ambient temperatures from -40°C to 40°C. Optional 50°C HA option available. Greater than 90% lumen maintenance expected at 60,000 hours. Light squares are IP66 enclosure rated. Available in standard 1A drive current and optional 600mA, 800mA and 1200mA drive currents (nominal).

Mounting
Four-bolt/two-bracket slipfitter with cast-in pipe stop and built-in incremental 2.5° leveling steps are standard. Fixed-in-place bird guard seals around 1-1/4" or 2" mounting arms.

Finish
Housing and cast parts finished in five-stage super TGIC polyester powder coat paint, 2.5 mil nominal thickness for superior protection against fade and wear. Heat sink is anodized aluminum. Consult your lighting representative at Eaton for a complete selection of standard colors.

Warranty
Five-year warranty.

DIMENSIONS

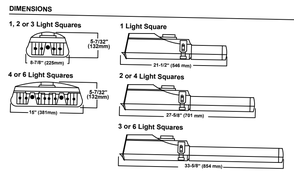

NAV NAVION

1-6 Light Squares LED

AREA / SITE / ROADWAY LUMINAIRE

CERTIFICATION DATA
UL/cUL Wet Location Listed
ISO 9001
IP66 Light Squares
3G Vibration Rated
DesignLights Consortium TM Qualified*

ENERGY DATA
Electronic LED Driver
>0.9 Power Factor
<20% Total Harmonic Distortion
120-277V 50/60 Hz
347 V 60 Hz, 480V 60 Hz
-40°C Minimum Temperature
+40°C Ambient Temperature Rating

EPA
Effective Project Area (Sq Ft.):
(Fixture only)
1 Square 0.8
2 Square's 1.0
3 Square's 1.2
4 Square's 1.2
6 Square's 1.4
(Fixture with Alarm)
1 Square 1.2
2 Square's 1.3
3 Square's 1.5
4 Square's 1.5
6 Square's 1.7

SHIPPING DATA
Approximate Net Weight:
1 Square 17 lbs. (7.7 kgs.)
2 Square's 22 lbs. (10.0 kgs.)
3 Square's 26 lbs. (11.8 kgs.)
4 Square's 31 lbs. (14.1 kgs)
6 Square's 36 lbs. (16.3 kgs.)

Lumark

Catalog #		Type
Project		
Comments		Date
Prepared by		

DESCRIPTION

The patented Lumark Crosstour ™ MAXX LED Wall Pack Series of luminaries provides low-profile architectural style with super bright, back box with secure lock hinges, stainless steel hardware along with a sealed and gasketed optical compartment make Crosstour impervious to contaminants. The Crosstour MAXX wall luminaire is ideal for wall/ surface, inverted mount for facade/canopy illumination, perimeter and site lighting. Typical applications include pedestrian walkways, building entrances, multi-use facilities, industrial facilities, perimeter parking areas, storage facilities, institutions, schools and loading docks.

SPECIFICATION FEATURES

Construction
Low- profile LED design with rugged one-piece, die-cast aluminum back box and hinged removable door. Matching housing styles incorporate both a full cutoff and refractive lens design. Full cutoff and refractive lens models are available in 41W and 79W. Patent pending secure lock hinge feature allows for safe and easy tool-less electrical connections with the supplied push-in connectors. Back box includes four 1/2" NPT threaded conduit entry points. The back box is secured by four lag bolts (supplied by others). External fin design extracts heat from the fixture surface. One-piece silicone gasket seals door and back box. Not recommended for car wash applications.

Optical
Silicone sealed optical LED chamber incorporates a custom engineered reflector providing high-efficiency illumination. Full cutoff models intergrate an impact-resistant molded refractive prism optical lens assembly meeting requirements for Dark Sky compliance. Refractive lens models incorporate a molded lens assembly designed for maximum forward throw. Solid state LED Crosstour luminaries are thermally optimized with two lumen packages in cool 5000K or neutral warm 3500K LED color temperature (CCT).

Electrical
LEd driver is mounted to the die-cast aluminum housing for optimal heat sinking. LED thermal management system incorporates both conduction and natural convection to transfer heat rapidly away from the LED source. 41W and 79W models operate in -40°C to 40°C (-40°F to 104°F). High ambient 50°C (122°F) models available. Crosstour MAXX luminaries maintain greater than 90% of initial light output after 72,000 hours of operation. Four half-inch NPT threaded conduit entry points allow for thru-branch wiring. Back box is an authorized electrical wiring compartment. Integral LED electronic driver incorporates surge protection. 120-277V 50/60Hz, 480V 60Hz, or 347V 60Hz electrical operation. 480V is compatible for use with 480V Wye systems only.

Emergency Egress
Optional integral cold weather battery emergency egress includes energency operation test switch, an AC-ON indicator light and a premium extended rtated sealed maintenance-free nickel-metal hydride battery pack. The separate emergency lighting LEDs are wired to provide redundant emergency lighting. Listed to UL Standard 924, Emergency Lighting.

Area and Site Pole Mounting
Optional extruded aluminum 6-1/2" arm features internal bolt guides for supplied twin support rods, allowing for easy positioning of the fixture during installation to pole. Supplied with round plate adapter plate. Optional tenon adapter fits 2-3/8" or 3-1/2" O.D. Tenon.

Finish
Crosstour MAXX is protected with a super TGIC carbon bronze or summit white polyester powder coat paint. Super TGIC powder coat paint finishes withstand extreme climate conditions while providing optimal color and gloss retention of the installed life.

Warrantyy
Five-year warranty.

XTOR CROSSTOUR MAXX LED

APPLICATIONS:
WALL / SURFACE
INVERTED
SITE LIGHTING

DIMENSIONS

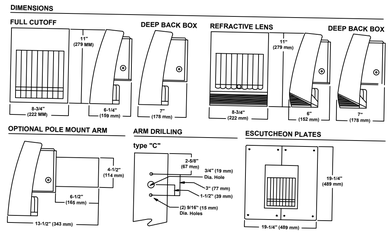

CERTIFICATION DATA
UL/cUL Wet Location Listed
LM79 / LM80 Compliant
RDHS Compliant
NOM Compliant Models
3G Vibration Tested
UL924 Listed (CBP Models)
IP66 Rated
DesignLights Consortium™ Qualified

TECHNICAL DATA
40°C Ambient Temperature
External Suppl Wiring 90°C Minimum

EPA
Effective Projected Area (Sq. Ft.):
XTOR5A/XTOR9A=0.54
With Pole Mount Arm=0.98

SHIPPING DATA:
Approximate Net Weight:
12-15 lbs. (5.4-6.8 kgs.)

Luminaire Schedule

Symbol	Label	Qty	Description	LLF	Lum. Lumens
	SA	5	LUMARK: NAV-AF-05-D-UNV-SL3	0.900	30030
	SB	2	LUMARK: NAV-AF-05-UNV-T4FT	0.900	30307
	SC	1	LUMARK: NAV-AF-05-D-UNV-SL4	0.900	28686
	SD	4	LUMARK: NAV-AF-04-D-UNV-SL2	0.900	23918
	SE	6	LUMARK: XTOR3A	0.900	2804
	SF	7	LUMARK: XTOR9A	0.900	7084

Calculation Summary

Label	CalcType	Units	Avg	Max	Min	Avg/Min	Max/Min
BACK ALLEY PERIMETER	Illuminance	Fc	0.14	0.3	0.1	1.40	3.00
FRONT OF SUMPSTERS	Illuminance	Fc	5.07	5.9	3.3	1.54	1.79
LOADING ZONES	Illuminance	Fc	3.40	6.0	2.7	1.26	2.22
SIDEWALK 1	Illuminance	Fc	5.83	15.9	2.0	2.92	7.95
SIDEWALK 2	Illuminance	Fc	4.13	6.8	2.8	1.48	2.43
SIDEWALK 3	Illuminance	Fc	3.71	5.3	3.0	1.24	1.77
SITE	Illuminance	Fc	4.24	10.3	2.0	2.12	5.15
SR 7 PERIMETER	Illuminance	Fc	0.19	0.4	0.0	N.A.	N.A.

Based on the information provided, all dimensions and luminaire locations shown represent recommended positions. The engineer and/or architect must determine applicability of the layout to existing or future field conditions. This lighting pattern represents illumination levels calculated from laboratory data taken under controlled conditions utilizing current industry standard lamp ratings in accordance with illuminating Engineering Society approved methods. Actual performance of any manufacturer's luminaire may vary due to variation in electrical coltage, tolerance in lamps and other variable field conditions.

REVISIONS:

1
2
3
4
5
6
7
8
9

ARTRIC INC.
C.A. #:32686
RADAMES IRIBAR, P.E.
622 SW 99 Place, Miami, FL 33174
Phone: (305) 331-5090
Florida P.E. # 63925

This item has been digitally signed and sealed by Radames Iribar, on the date adjacent to the seal. Printed copies of this documents are not considered signed and sealed and the signature must be verified on any electronic copies

SEAL:

Radames Iribar
Digitally signed by Radames Iribar
Date: 2025.07.16 18:21:14 -04'00'

Project: Education Facility Building.
Owner:
Address: 830 S. State Rd. 7 Margate, Fl 33068

SHEET TITLE:

PHOTOMETRIC PLAN

DATE: 07–11–25
DRAWN BY: E.L.
CAD FILE:19–2025
PROJECT No. 19025
SHEET No.
E-1