

DRIVEWAYS AND PARKING

August 31, 2022

City Commission

ID 2022-353

- I. Background
- II. Existing vs. Proposed Regulations
- III. Discussion and Recommendation

Background:

- Regulations for driveways were last revised in 2014
- Issues persist





CITY OF
MARGATE
Together We Make It Great







CITY OF
MARGATE
Together We Make It Great







CITY OF
MARGATE
Together We Make It Great



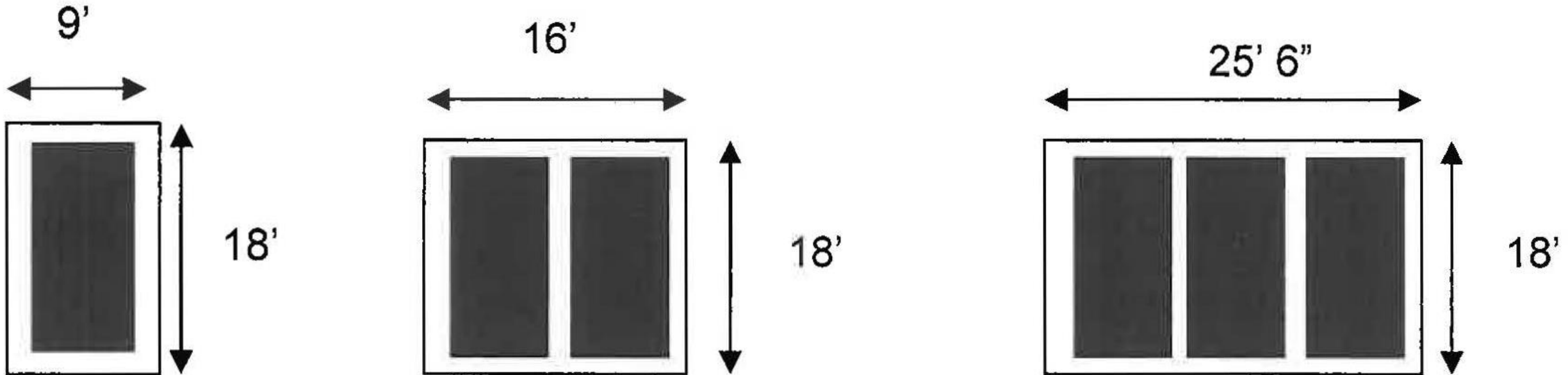
Types of Swales:



Average Width of Vehicles:

Vehicle Type	Model Example	Width in Feet
Small Sedan / Compact Car	Kia Forte	5.84
Medium Sedan / Mid-Sized Car	Audi A4	6.06
Large Sedan / Full-Sized Car	Dodge Charger	6.25
Small Station Wagon / Hatchback	Volkswagen Golf GTI	5.9
Mid-size or Large Station Wagon	Volvo V60	6.07
Compact SUV / Small SUV	Honda CR-V	6.09
Intermediate SUV / Mid-Sized SUV	Ford Explorer	6.57
Full-size SUV/ Large SUV	Cadillac Escalade	6.76
Sports Cars	Porsche 911	6.08
Small Pickup Trucks	Nissan Frontier	5.55
Medium-size Pickup Trucks	Dodge Ram 1500	6.67
Full-size Pickup Truck	Ford F-450 XL	8.00
Passenger Vans	Ford Transit Passenger XLT Van	6.76
Cargo Vans	Mercedes Benz Sprinter	6.53
Minivans	Honda Odyssey	6.54

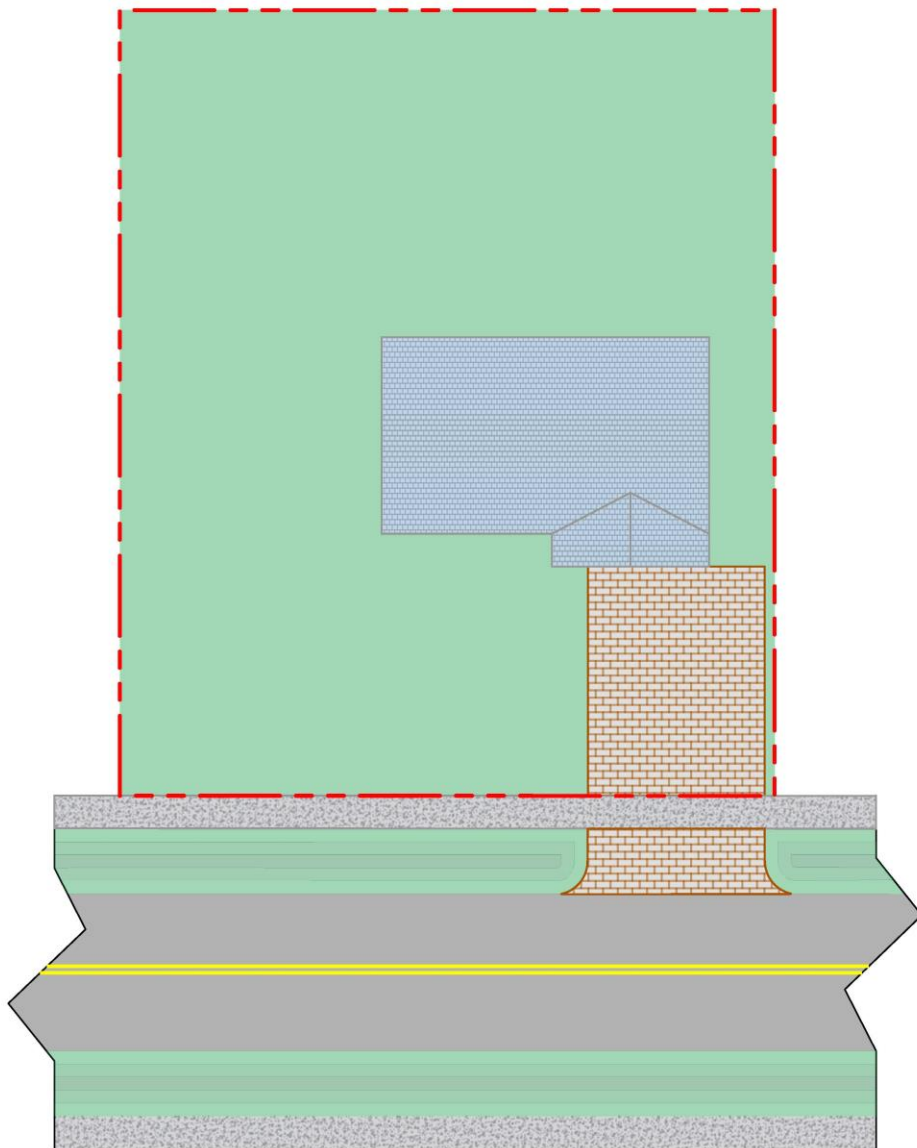
Size of Required Parking Spaces:



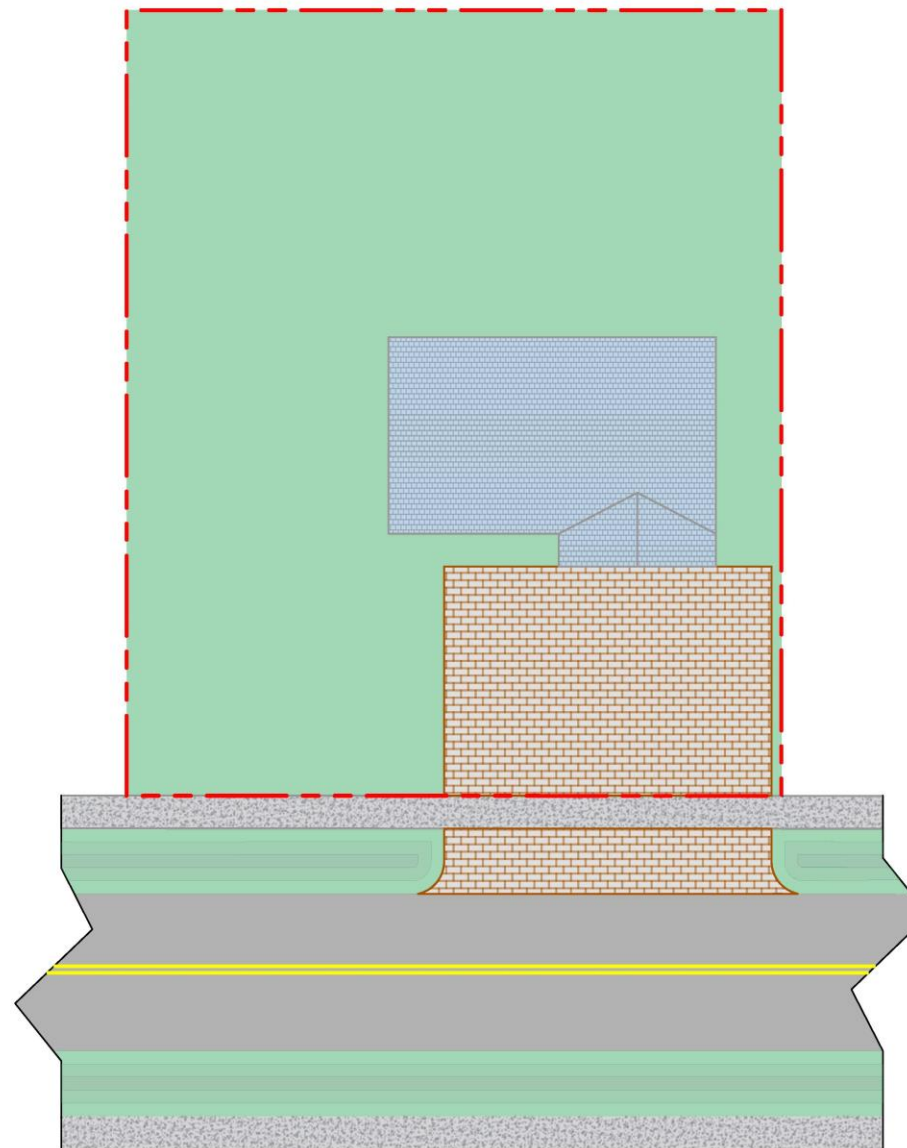


	Lot Frontage	Maximum Width in ROW and on Lot		Setbacks/Design
Current Code	45’> <45’ PRC / PUD No on-street parking	Straight	Circular	No connection to another driveway
		27’ or 40% whichever is less, 1 driveway	36’ or 40% whichever is less 10’ for a 2 nd on corner lot	
		18’		
		27’, 1 driveway		
Proposed Changes	54’> <54’	Primary Frontage	Secondary Frontage	A driveway may connect to another driveway only in front of a home Minimum 20’ depth on secondary frontage Driveway flares 5’ width, with zero (0) setback at property line
		50% maximum, not less than 27’, 3 driveways	20% maximum, on a corner lot, not less than 9’	
		27’ maximum, 2 driveways	20% maximum, on a corner lot, not less than 9’	

EX: 100-FT X 120-FT LOT,
1500 SF BLDG.



CURRENT CODE
27-FT WIDE DRIVEWAY



PROPOSED CODE
50-FT WIDE DRIVEWAY

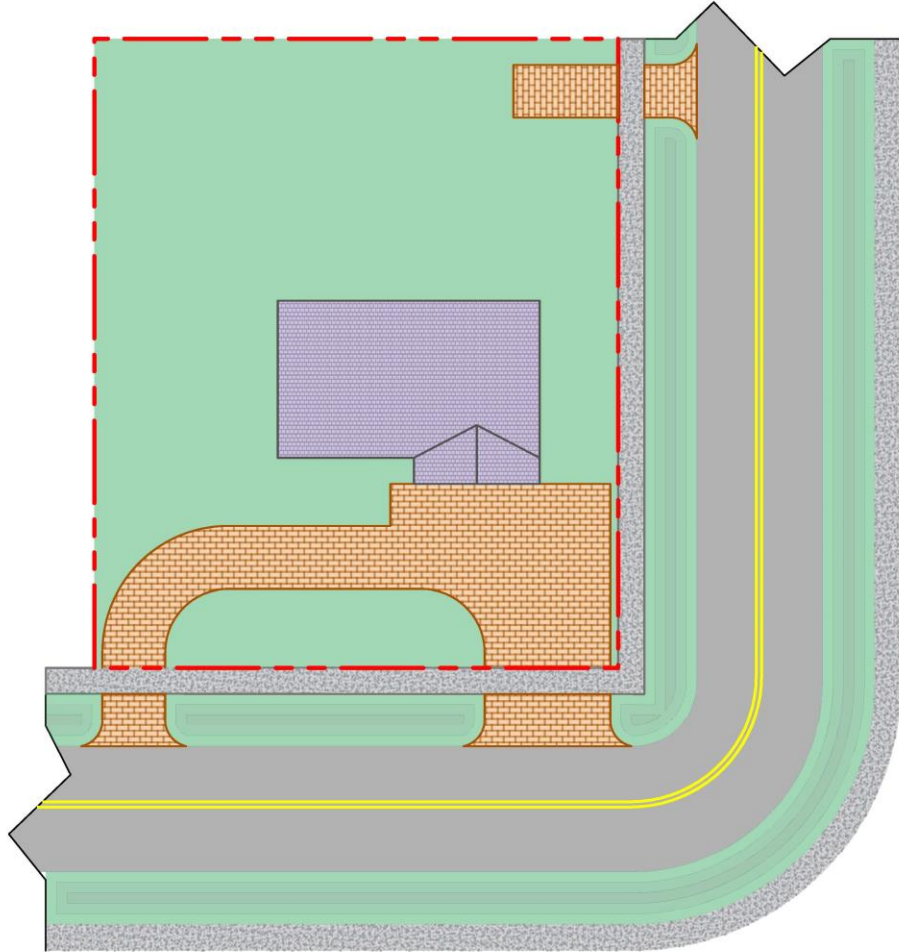
JOB NO.		8/2/2022	
DATE	BY	DATE	BY
1	ATD	1	ATD
5	SCALE	5	SCALE
	CHECKED BY		CHECKED BY
	PROJECT MANAGER		PROJECT MANAGER

This item has been electronically signed and sealed by "-----", P.E., on 8/2/2022 using a SHA authentication code.
Printed copies of this document must be signed and sealed and the SHA authentication code must be verified on any electronic copies.

STRAIGHT DRIVEWAY
FOR
ONE & TWO FAMILY DISTRICT



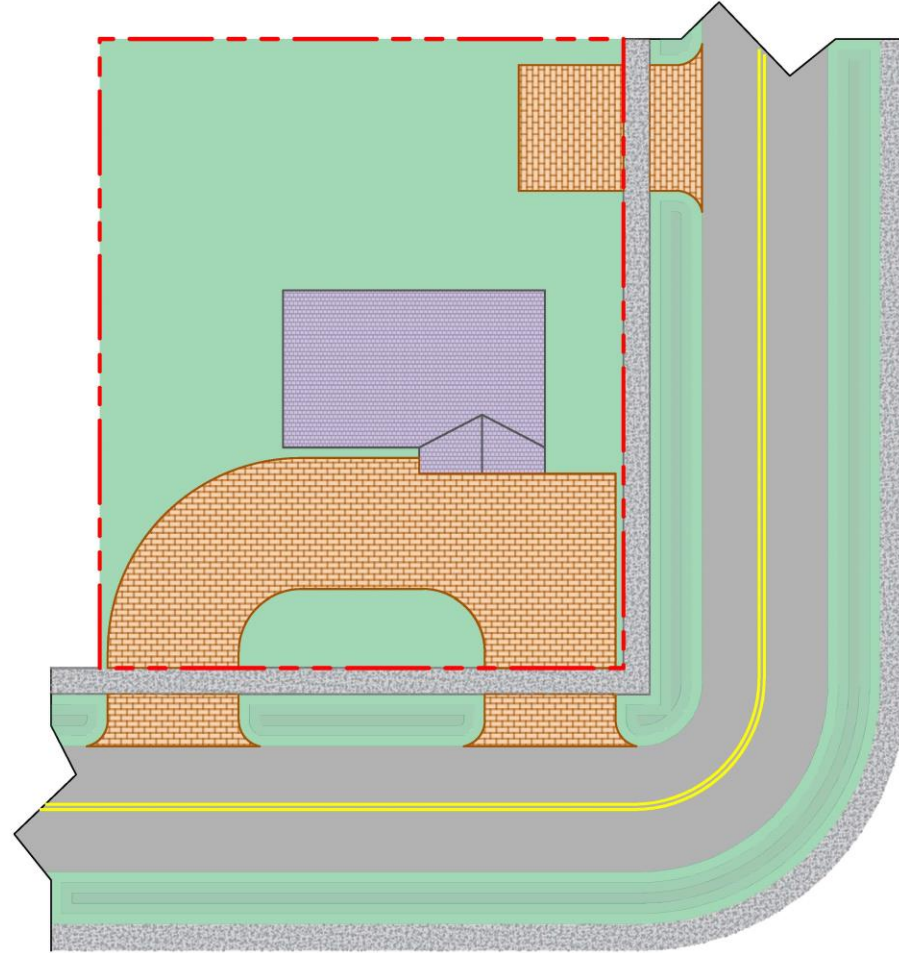
REVISIONS			
NO.	DATE	REMARKS	BY



CURRENT CODE

FRONT DRIVEWAYS: 12-FT, 24, FT. WIDE
REAR DRIVEWAY 10-FT WIDE

EX: 100-FT X 120-FT LOT,
1500 SF BLDG.



PROPOSED CODE

FRONT DRIVEWAYS: 25 FT (EACH) WIDE.
REAR DRIVEWAY 24-FT WIDE.

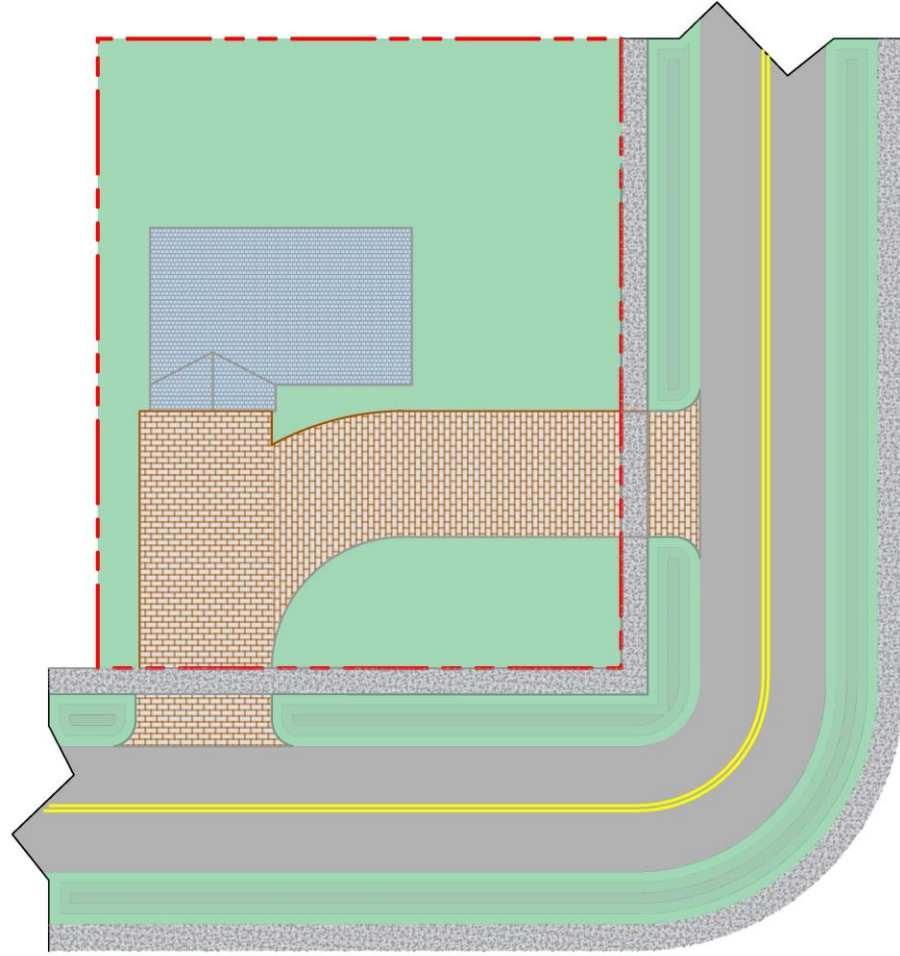
DATE	START DATE	8/2/2022
JOB NO.	2	5
DRAWN BY	ATD	
SCALE	1"=20'	
CHECKED BY	CO	
PROJECT MANAGER		

This item has been electronically signed and sealed by "-----", P.E., on 8/2/2022 using a SHA authentication code.
Printed copies of this document must be signed and sealed and the SHA authentication code must be verified on any electronic copies.

CIRCULAR DRIVEWAY
FOR
ONE & TWO FAMILY DISTRICT

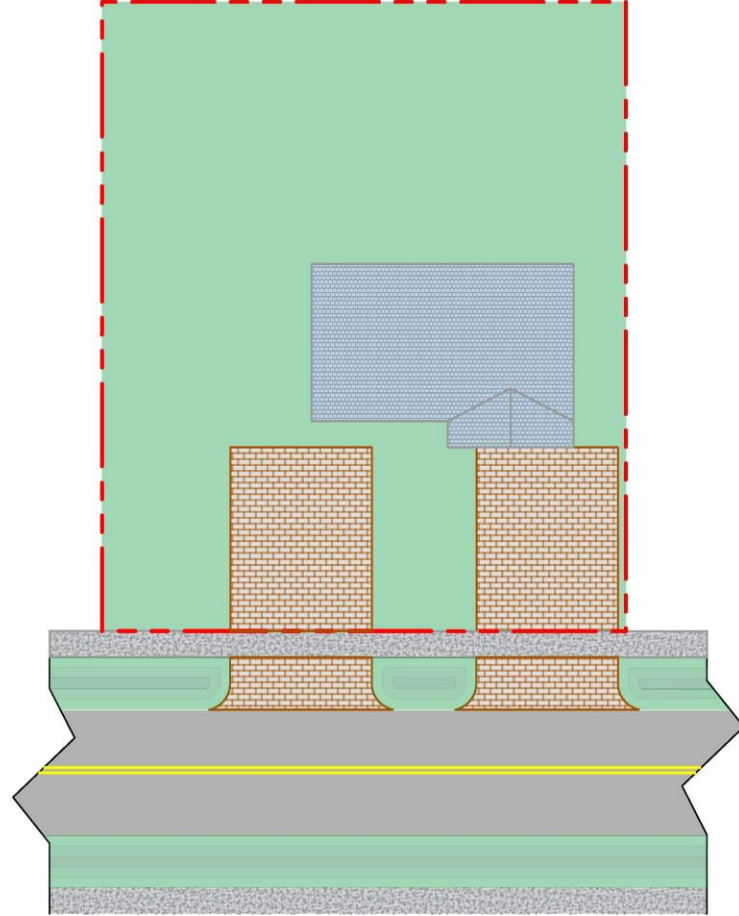


REVISIONS	NO.	DATE	REMARKS	BY



PROPOSED CODE
FRONT DRIVEWAY: 28-FT WIDE.
CIRCULAR DRIVEWAY: 24-FT WIDE

EX: 100-FT X 120-FT LOT,
1500 SF BLDG.



PROPOSED CODE
25-FT (EACH) WIDE DRIVEWAY

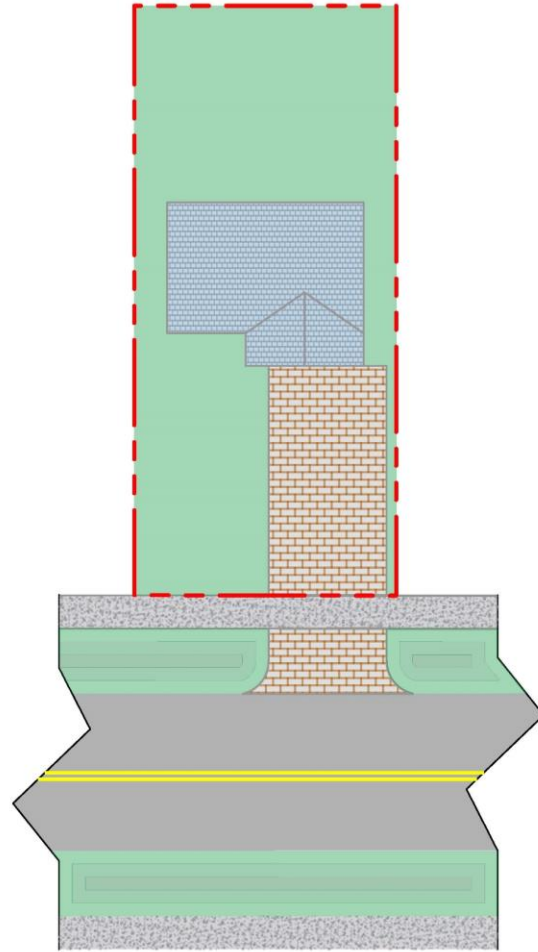
JOB NO.		START DATE	8/2/2022
5	DRAWN BY	ATD	
	SCALE	1"=25'	
	CHECKED BY	CS	
	PROJECT MANAGER		

This item has been electronically signed and sealed by "CS", P.E., on 8/2/2022 using a SHA authentication code.
Printed copies of this document must be signed and sealed and the SHA authentication code must be verified on any electronic copies.

IRREGULAR DRIVEWAY
FOR
ONE & TWO FAMILY DISTRICT

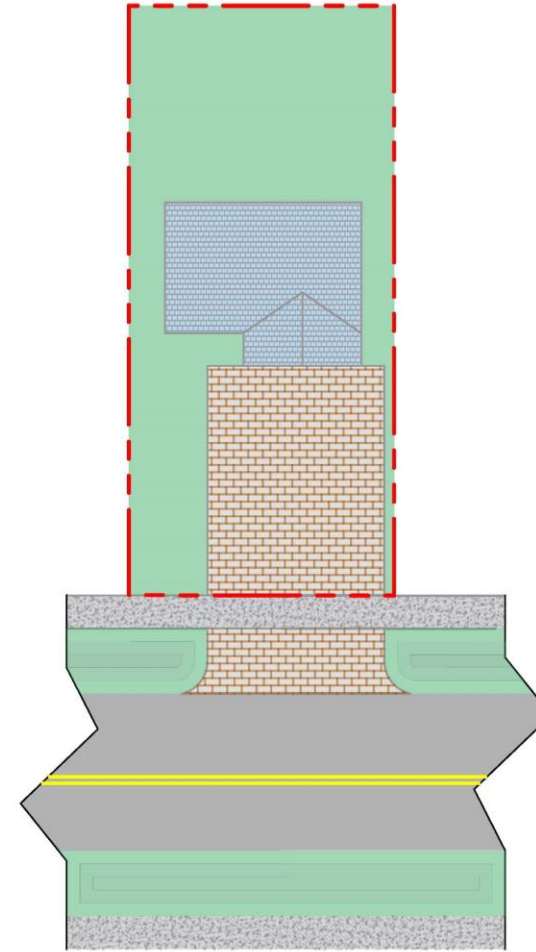


REVISIONS		NO.	DATE	REMARKS	BY



CURRENT CODE
18-FT WIDE DRIVEWAY

**EX: 40-FT X 90-FT LOT,
600 SF BLDG.**



PROPOSED CODE
27-FT WIDE DRIVEWAY

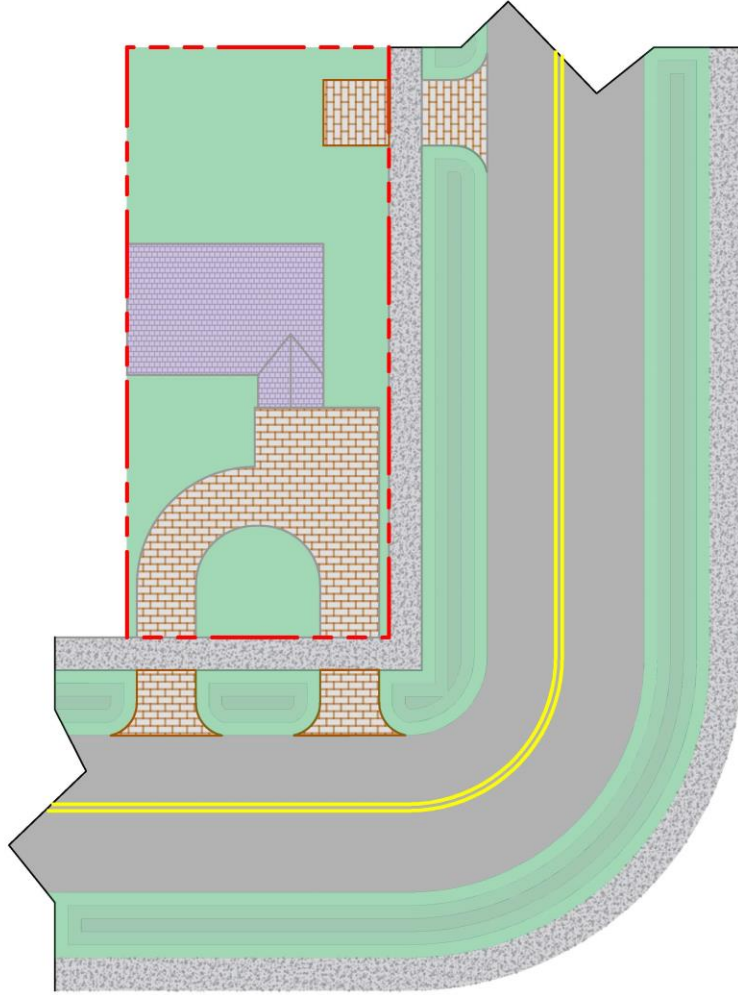
JOB NO.	3	START DATE	8/2/2022
	5	CHECKED BY	CG
		SCALE	1"=20'
		DRAWN BY	ATD
		PROJECT MANAGER	

This item has been electronically signed and sealed by _____, P.E., on 8/11/2022 using a SHA authentication code.

STRAIGHT DRIVEWAY
FOR
ONE & TWO FAMILY DISTRICT



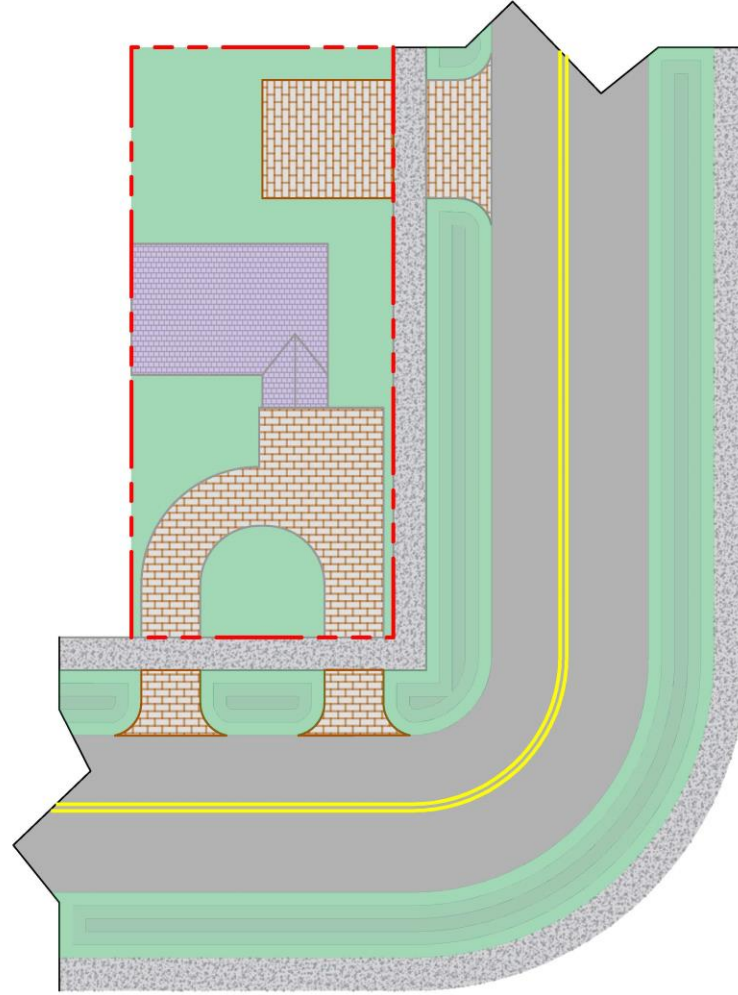
REVISIONS					
	NO.	DATE	REMARKS	BY	



CURRENT CODE

FRONT DRIVEWAY: 9-FT (EACH) WIDE,
REAR: 10-FT WIDE

EX: 40-FT X 90-FT LOT,
600 SF BLDG.



PROPOSED CODE

FRONT DRIVEWAY: 9-FT (EACH) WIDE,
REAR: 18-FT WIDE

DATE	8/2/2022
DRAWN BY	ATD
SCALE	1"=20'
CHECKED BY	CS
PROJECT MANAGER	---
JOB NO.	---

This item has been electronically signed and sealed by "CS", P.E., on 8/2/2022 using a SHA authentication code.
Printed copies of this document must be signed and sealed and the SHA authentication code must be verified on any electronic copies.

CIRCULAR DRIVEWAY
FOR
ONE & TWO FAMILY DISTRICT



REVISIONS	NO.	DATE	REMARKS	BY

Surface	Grass parking shall be prohibited in landscaped areas except for permitted parking at churches and schools, and during a temporary special residential or community event, whether or not a Temporary Use Permit is required, such as a family social gathering or community event being held by the subject property owner or occupant for a period not to exceed eight (8) hours provided this is not between the hours of 2:00 a.m. and 7:00 a.m.
Swale	In all residential districts shall be limited to the occupants or invitee of the occupant of the abutting property.
On-street Prohibitions	<p>Anytime on roadway segments with double yellow lines.</p> <p>Within 10' of either side of a mailbox Monday through Saturday between the hours of 7:00 a.m. and 8:00 p.m.</p>

Discussion and Recommendation