

SPRINKLER HEAD LEGEND			
SYM.	TYPE	MODEL	QTY.
●	3/4" POP UP ROTORS	RAINBIRD #5006-PC-3.0	16
●		#5006-FC-6.0	1
●		#5012-PC-3.0	2
●		#5012-FC-6.0	5
⊕	6" POP UP MP ROTORS	HUNTER #PROS-06-MP1000-90	1
⊕		#PROS-06-MP2000-90	33
⊕	6" POP UP SPRAYS	HUNTER #PROS-06-NOZZLE	85
		-15H	
		-15Q	
		-12F	
		-12TT OR ADJ	
		-12H	
		-12Q	
		-10F	
		-10TT OR ADJ	
		-10H	
		-10Q	
		-SS530	
		-SS515 (L OR R)	
	12" POP UP SPRAYS	HUNTER #PROS-12-NOZZLE	43
		-12F	
		-12H	
		-12Q	
		-10H	
		-10Q	
		-SS530	
		-CS-530	
		-ES515 (L OR R)	
	SHRUB SPRAYS	HUNTER #PROS-04-NOZZLE	16
		-12F	
		-12TT OR ADJ	
		-12H	
		-12Q	
		-10H	
	FLOOD BUBBLERS	HUNTER #AFB	20

NOTES: USE PROPER SCREENS IN ALL HEADS... HUNTER PGP ROTORS AND RAINBIRD 1800 OR TORO 570Z SERIES SPRAYS MAY BE SUBSTITUTED. DO NOT MIX PRODUCT WITHIN A CATEGORY.

SYMBOLS - LEGENDS	
=====	MAINLINE: 2" CLASS 160 PVC W/ LOW VOLTAGE WIRING PER SPECS.
=====	SLEEVES: SCH. 40 PVC AS NOTED ON PLAN
⊕	PUMP STATION: 3 H.P. W/ CONTROLS & RAIN SENSOR PER DETAIL
⊕	ZONE VALVES: 1-1/2" W/ VALVE BOX PER DETAIL (FILTER/ PRESSURE REGULATOR FOR MP ROTOR ZONES)
⊕	STATION #
⊕	G.P.M. OF ZONE

NOTES:

PIPING: MAINLINES: CLASS 160 PVC SOLVENT WELD. ZONE LINES: CLASS 200 FOR 3/4" & 1", CLASS 160 FOR 1-1/4" & LARGER (ZONES IN THE RIGHT OF WAY TO BE SCH. 40 PVC) SLEEVES: SCH. 40 PVC SOLVENT WELD (USE NO COUPLINGS.) FITTINGS: MAINLINE = SCH. 40 PVC. ZONE LINES = SCH. 40 PVC. FABRICATION: SQUARE CUT, DEBURR AND FULLY ENGAGE JOINTS. USE PURPLE PRIMER ON ALL PIPE 3" & LARGER. USE PURPLE CLEANER ON ALL PIPE 2-1/2" & SMALLER. USE GREY MEDIUM BODY CEMENT ONLY FOR ALL JOINTS. ALL PIPE AND FITTINGS TO CONFORM TO LATEST ASTM SPECS.


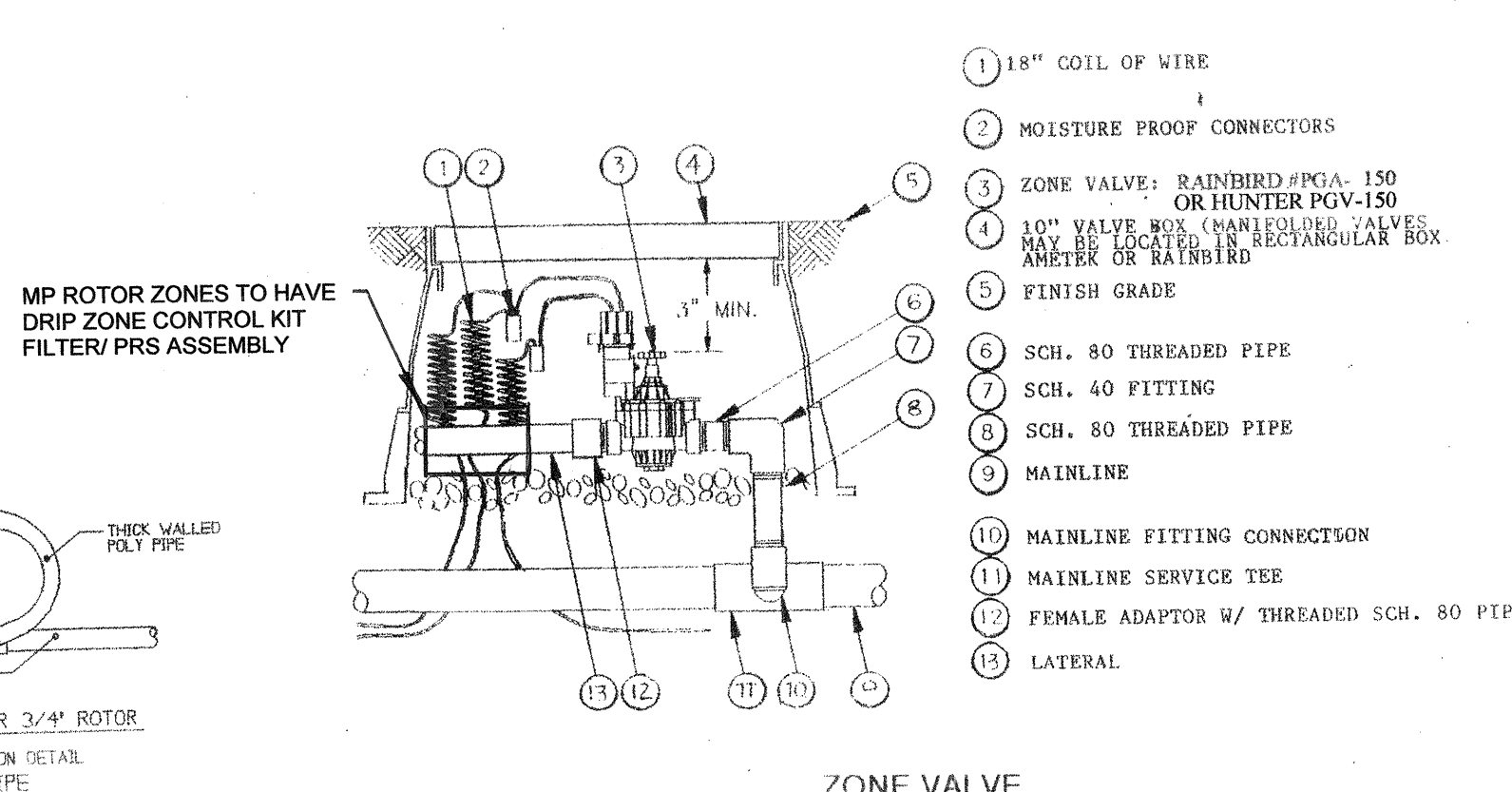

DEPTH OF LINES: MAINLINE & WIRING = 24" DEEP, MIN. SLEEVES UNDER PAVEMENT = 24" DEEP, MIN. ZONE LINES: 18" DEEP, MIN. FOR 2" & LARGER & 15" DEEP, MIN. FOR 1-1/2" & LESS (ZONES IN THE RIGHT OF WAY TO BE 24" DEEP OR TO CODE)

CONTROL WIRING: #14 AWG FOR HOT & SPARE WIRES, #12 AWG FOR COMMONS. SINGLE STRAND SOLID COPPER IRRIGATION WIRE, TYPE PE OR UF, FOR DIRECT BURIAL. RUN UNDER MAIN WITH SLACK. SPLICE WIRES ONLY IN VALVE/ SPLICE BOXES. COIL 24" OF WIRE AT ALL VALVE CONNECTIONS. USE FULL SIZE MOISTURE PROOF CONNECTORS FOR ALL SPLICES, DBY OR EQUAL. RUN SPARES AS NOTED ON PLANS.

BACKFILL ALL TRENCHES FREE OF DEBRIS OR SHARP OBJECTS. USE CLEAN FILL AS LOCAL CODES REQUIRE. COMPACT TO ORIGINAL DENSITY. FLUSH ALL LINES, USE SCREENS IN ALL HEADS, ADJUST HEADS FOR PROPER COVERAGE AVOIDING WATER ON WALLS, WALKS OR PAVED AREAS. ALL DETAILS ARE GRAPHICALLY SHOWN ONLY QUANTITIES SHOWN SHALL BE VERIFIED PRIOR TO BIDDING OR INSTALLATION. IT SHALL BE THE CONTRACTORS RESPONSIBILITY TO ASSURE COMPLETE OVERLAPPING COVERAGE. ANY DISCREPANCIES SHALL BE REPORTED TO THE OWNER AND LANDSCAPE ARCHITECT/ IRRIGATION DESIGNER BEFORE PROCEEDING. THE LANDSCAPE ARCHITECT/ IRRIGATION DESIGNER RESERVES THE RIGHT TO MAKE MINOR FIELD CHANGES. THE CONTRACTOR MAY MAKE MINOR ADJUSTMENTS/ NOZZLE SELECTION TO SUIT FIELD CONDITIONS. LOCAL CODES AND REGULATIONS SHALL TAKE PRECEDENCE OVER THE PLANS. IT SHALL BE THE CONTRACTORS RESPONSIBILITY TO COMPLY.

PROVIDE THE OWNER WITH AN ACCURATE "AS INSTALLED" PLAN SHOWING THE MAINLINES, WIRE SPLICES, VALVE LOCATIONS & ROAD CROSSINGS USING TWO DIMENSIONS FROM FIXED DATUMS.

CONTRACTOR SHALL HAVE ALL UNDERGROUND UTILITIES LOCATED PRIOR TO COMMENCEMENT OF WORK AS REQUIRED BY FLORIDA LAW.



PUMP STATION
50 GPM @ 120 TDH
IRRIGATION CRAFT ECONO SERIES
W/ 3 HP STARTER DHH-3 PUMP AND
HUNTER PCC-1220 CONTROLLER
WITH RAINSWITCH TO CODE
INSTALL ON CONCRETE PAD TO CODE

IRRIGATION PLAN FOR DOMINION STORAGE
BANKS ROAD - MARGATE, FLORIDA

Michael J. Petrow and Associates, Inc.

Landscaping Architecture
P.O. Box 8801, Coral Springs, FL 33075
Phone (954) 446-0659 FL Reg #302

REVISIONS

NO	REVISIONS	DATE	BY
1	1"=30'	DEC. 3, 2007	M.J.P.
2	MAY 5, 2008		
3	JULY 3, 2008		
4	JULY 21, 2008		
5	JULY 22, 2010		
6	MARCH 29, 2011		
7	FEBRUARY 23, 2015		
8	MARCH 31, 2015		

SCALE: 1"=30'

DATE: DEC. 3, 2007

DRAWN BY: M.J.P.

SHEET NO. 1 OF 1