



PREMIUM DIVISION

ME 20 2mm Glue Pot Edgebander



*Photo shown may include optional equipment and or foreign safety standards
*R01501

QUOTE: 042115

DATE: 04 / 24 / 15

PRESENTED TO: CITY OF MARGATE
102 ROCK ISLAND ROAD
MARGATE FL.
33063

CONTACT NICK CUCUNATO/
PHONE 954 9728126




Committed to a single goal....SUPERIOR RESULTS

One of our most popular machines, the ME 20 has a new look and new features that make it better than it's ever been previously! Stable and steady the ME 20 platform is a stainless steel mono-block base. The upper protection hood is designed specifically to allow easy access to the operating units. Panels feed with high precision along the friction-free worktable. Rollers facilitate panel processing and the feed belt moves the panels through effortlessly and smoothly. All stations are adjusted with a digital mechanical readout for reference, and panel processing is fully automatic with all operating units synchronized.


GUILLOTINE & GLUE POT

Coiled PVC banding is easily loaded automatically into the machine, and the guillotine cuts the material precisely to size. The glue is heated rapidly and evenly. Maintaining the optimal glue temperature is made easy using the PLC controls, and once set it keeps the temperature constant even when in "stand by" mode. The glue spreader applies the glue evenly and two pressure rollers make sure the material is applied efficiently to the panel.




AUTOMATIC END TRIMMING

The end trimmer is extremely precise. Made of solid steel, it guarantees a clean, accurate cut on the leading and trailing edges of the panel being processed. The process is completely automatic and the cut is referenced directly from the panel via micro-switches so there is no need for adjustment when running different length panels.




AUTOMATIC TOP & BOTTOM TRIMMING

The top and bottom trimming is automatic. The trimmers consists of chrome plated shaper cutters which are bearing mounted to ensure smooth feed. Soft panels feed scratch-free due to the use of smooth rollers as opposed to pads. The trimmers are completely adjustable.



PLC CONTROLS

The control panel is located on the front of the machine in an ergonomic position. This unit is used to control all of the machines functions quickly and intuitively. With the PLC controller you can easily and comfortably remove the end trimming and guillotine cut so that you can easily feed wooden banding strips up to 5mm thick




Digital Mechanical Readouts

Each station on the Edgebander is easily adjustable and repeatable through the use of these digital mechanical readouts. Easily input the dimensions you are processing, and fine tune them simply. By taking note of the positions for the different panels you run, you can easily change the settings on the fly for any change in operation.

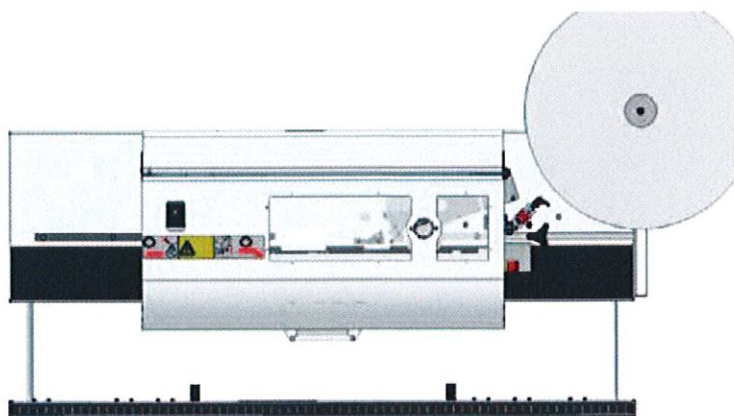


50MM MAXIMUM THICKNESS

The ME20 is made even more versatile with this new feature. The machine can now handle panels up to 50mm thick. That is almost 2 inches in thickness.

**Dimensions**

51.5"



92.1"

Overview:

Digital indicator for panel thickness
 Digital indicators for top & bottom trimmer adjustment
 Digital indicators on fence for tape thickness
 Angled feed rollers in table bed
 Roller copy bearings
 Cutters with shaped profile, 2mm radius

Technical specifications:

Banding thickness	0.4mm-2mm(1/64"-1/16")
Panel thickness	12mm-50mm (.47"-1.9")
Minimum Panel length/width	180mm/65mm (7.125"/2.625")
Worktable dimensions	77" x 19¼"
Worktable height	35½"
Front extension to worktable	12¼"
Feed rate	19.5 ft./min.
Electronic temperature control	20 C°-450 C°
Top/bottom trimmer speed	12,000 rpm
Widia cutter diameter	70mm Z4-15°
Trimmer motor power	0.37 kW
Feeder motor power	0.18 kW
Net weight	685 lbs.
Compressed air requirement	6 BAR

MACHINE PRICE:	\$11,000.00
INSTALLATION:	\$ N/C
DELIVERY:	\$ INCLUDED BY DEALER

Price quoted is for the machine as described above and is subject to change if the Specifications for the machine are changed at the request of the buyer.

TERMS OF PAYMENT:

60% With order, 30% before shipping, 10% after installation

Terms of payment offered, or any terms agreed upon, are subject to credit approval.

This offer is subject to SCM GROUP North America General Terms and Conditions of Sale. Offer is subject to prior sale of the equipment.

If you are considering leasing as an option to finance the purchase of this machine, please contact the SCM GROUP Leasing Department at 800-292-1837 for information about their leasing plans.

SHIPMENT:

[Click here and enter Delivery] Shipment is subject to delay should changes be made to meet the requirements of purchaser from manufacturer's design specifications stated herein.

TOOLING:

Tooling is not included. Upon request, we can supply a quotation on the most suitable tools required for use on this machine.

INSTALLATION, TRAINING, SERVICE RATES AND CONDITIONS:

Installation, when purchased, will be performed by an SCM factory trained service technician or Certified Dealer Technician. Installation is to be understood as the assembly of the machine to the 'ready-to-run' state; it does not include floor, masonry work, the running of electrical, pneumatic or dust extraction services to the site. Training will be conducted on site by the service technician after installation has been completed.

WARRANTY:

Parts are warranted against defects in materials and workmanship for one year with the exception of common electrical parts, which are warranted for a period of six months. Normal wear and tear items (i.e., bearings, belts, fuses, tooling, light bulbs, etc.) are not covered.

Full warranty terms available upon request.

VALIDITY:

This Quotation is valid for a period (15) days only from the date hereon.

Quotation Presented By: Mario Montenegro 04/24/15

Should the purchaser have any questions or require any clarification about this quotation, kindly direct these questions or inquiries to:

Dan Johnson
Product Manager
Phone: 770-622-6632
E-Mail: djohnson@scmgroup.com

Please contact
Rosa Butts
Accounting Department
Phone 770-813 8818 ext. 7083
rbutts@scmgroup.com

SCM Group North America, Inc.
2475 Satellite Blvd.
Duluth, GA 30096-5808
Phone: 770-813-8818
Fax: 770-813-2185



2475 Satellite Blvd. Duluth, GA 30096-5802
TOLL FREE 800.292.1837 FAX LINE 770.813.8263
Kevin Mellon Joan Peterson
kmellon@scmgroup.com jpeterson@scmgroup.com

BUSINESS	Business Name/Lessee			Telephone	
	Street Address			Fax	
	City/State/ZIP		County	Cell	
	Type of Business	Business Start Date	IRS with current Ownership	Fed Tax ID	
	Location of Equipment		Email		
	Contact Name	Annual Sales	Exempt from State Sales/Use Tax Y N	Has Company/Owner(s) Ever Declared Bankruptcy? Y N	
	<p>By signing below, the undersigned individual, who is either a principal of the credit applicant or a personal guarantor of its obligations, authorizes Lessor and/or debtor and their affiliates, successors or its designee (and any assignees or potential assignees thereof) to obtain consumer credit reports relating to his/her individual credit history and/or creditworthiness. Such authorization shall extend to obtaining a credit profile in considering this application and subsequently for the purposes of update, renewal or extension of such credit or additional credit and for reviewing or collecting the resulting account. A Photostat or facsimile copy of this authorization shall be valid as the original. By signature below, I/we affirm I/our identity as the respective individual(s) identified in this application.</p>				
OWNERSHIP	PROPRIETORSHIP LLC PARTNERSHIP CORP <input type="radio"/> <input type="radio"/> <input type="radio"/> <input type="radio"/>		State of Incorporation		Web Site
	Principal's Name		Title	SSN	Home Phone % of Ownership
	Home Street Address		Signature		
	City, State Zip		Own Rent How Long?		
	Principal's Name		Title	SSN	Home Phone % of Ownership
	Home Street Address		Signature		
	City, State Zip		Own Rent How Long?		
Bank-Loan	Bank		Branch/City	Contact	Telephone
	Account under the Name Of		Account Number		Checking () Savings () Loan ()
	Loan/Leasing Company		Original Loan/Lease Amount		Telephone
	Start Date (Month/Year)		Term/Monthly Payment	Account Number	
Transaction Summary	Equipment Cost		Term	New () Used ()	If Used, Year of Mfg.
	Supplier of Equipment		Contact	Phone Number	
	Equipment Description (Mfg., Model Number, SN, Attach Sales Order if Available)				
<p align="center">CREDIT RELEASE AUTHORIZATION</p> <p>I hereby certify that the information contained in the lease application is true and accurate and I hereby authorize our banks, trade references and financial institutions the right of release credit information in states when permissible. I hereby authorize the filing and recording of UCC financing statements showing the Secured Party's interest in the equipment and grant the Secured Party the right to execute lessee's/debtor's name thereto. A photostat copy of this authorization shall be as valid as the original.</p>					
<p>Signature _____ Title _____ Date _____</p>					
<p>The Federal Equal Credit Opportunity Act Prohibits creditors from discriminating against credit applicants on the basis of race, color, religion, national origin, sex marital status, age (provided the applicant has the capacity to enter into a binding contract), because all or part of the applicant's income derives from any public assistance program or because the applicant has in good faith exercised any right under the Consumer Credit Protection Act. The federal agency that administers compliance is the Federal Trade Commission Equal Credit Opportunity, Washington DC 20580. If your application for business credit is denied, you have the right to a written statement of the specific reasons for the denial. To obtain the statement, please contact Lessor set forth above within 60 days from the date you are notified of our decision. We will send you a written statement of reasons for the denial within 30 days for receiving your request for the statement.</p>					

	ME20 Single Phase Automatic Edge Bander with Glue Pot 2MM
Comp Code	R001501
07.06.03	ME 20 USA VERSION
58.03.79	1PH 60HZ MOTOR
08.06.50	NEW TRIPLE WALL PACKING