



PROPOSED ANNUAL OPERATING BUDGET

FISCAL YEAR
2016

Draft – dated 08/14/2015



This page intentionally left blank.

TABLE OF CONTENTS

INTRODUCTION

Organizational Chart	1
Elected and Appointed Officials.....	2
City Manager's Budget Message.....	3
Profile	14
City Statistics & Demographics.....	18

BUDGET OVERVIEW

Budget Calendar Summary.....	20
Basis of Accounting & Budgeting.....	22
Position Summary.....	24
Summary of Position Changes.....	25

FINANCIAL SUMMARIES

Fund Descriptions.....	28
Summary of Budget.....	33
Revenues & Expenditures Summary - All Funds ..	34
Revenues & Expenditures Summary - All Funds Charts	35
Revenue Summary by Fund - All Funds	36
Expenditures/Expenses Summary by Fund - All Funds.....	37
Revenues & Expenditures Summary - General Fund.....	38
Revenues & Expenditures Summary - General Fund Charts	39
General Fund Expenditures Summary by Department	40
General Fund Expenditures by Department Chart	41

DEPARTMENTAL/FUND INFORMATION

General Fund

Revenues	43
Summary of Expenditures	47
City Commission	48
City Manager	52
Finance	56
Non-Departmental	62
Human Resources	64
Economic Development	68
City Clerk	73
City Attorney	78
Police	82
Fire	87
Building.....	93
Information Technology	97
Public Works	101
Parks and Recreation	109

Special Revenue Funds

Recreation Trust Fund.....	121
Roads Fund	124
Police Officers Training Fund.....	128
Federal Forfeiture Fund.....	131
State Forfeiture Fund.....	134
State Housing Initiative Partnership Grant (SHIP) Fund	137
Community Development Block Grant (CDBG) Fund.....	142
Neighborhood Stabilization Program Grant (NSP) Fund	146
Home Rehabilitation Prgm. Grant Fund....	150
Public Safety Impact Fees	153

General Obligation

Debt Service Fund	156
-------------------------	-----

Capital Projects Fund	159
-----------------------------	-----

Enterprise Funds

Stormwater Utility Fund.....	163
Water and Wastewater Fund	167
Water and Wastewater Connection Fees Fund	191
Water and Wastewater Renewal and Replacement Fund	193

Internal Service Fund

Insurance Fund	196
----------------------	-----

Capital Outlay Details.....	199
-----------------------------	-----

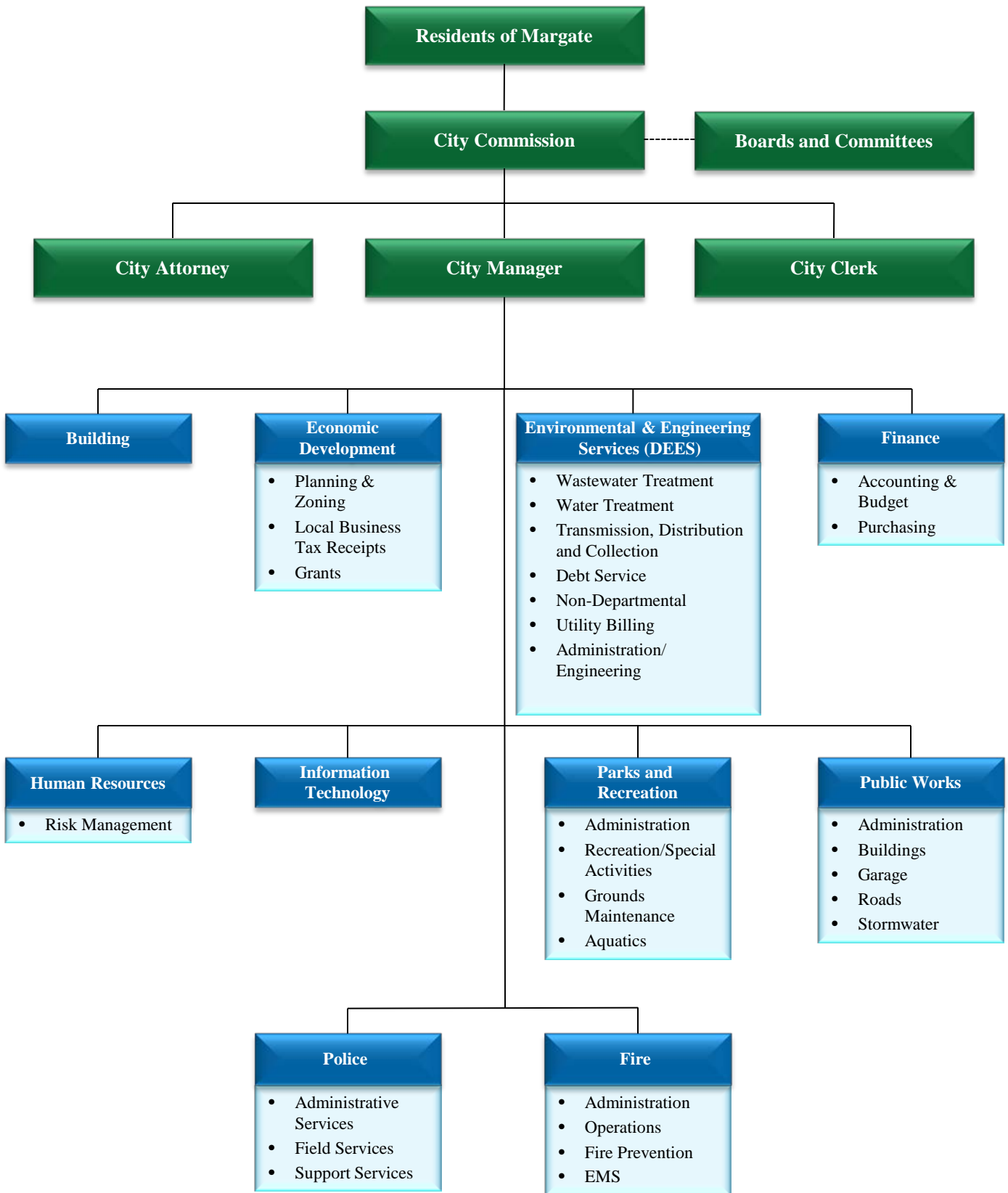
CAPITAL IMPROVEMENT PROGRAM

Capital Improvement Program	201
-----------------------------------	-----



This page intentionally left blank.

City of Margate Organizational Chart





**ANNUAL OPERATING BUDGET
FISCAL YEAR 2016**

CITY COMMISSION

**Mayor
Vice Mayor
Commissioner
Commissioner
Commissioner**

**Joanne Simone
Tommy Ruzzano
Joyce W. Bryan
Lesa Peerman
Frank B. Talerico**

**CITY MANAGER
Douglas E. Smith**

**CITY ATTORNEY
Eugene M. Steinfeld**

**CITY CLERK
Joseph J. Kavanagh**

DEPARTMENT DIRECTORS

**Building, Interim Director
Economic Development, Director
Environmental and Engineering Services, Director
Finance, Director
Fire, Interim Chief
Human Resources, Director**

**Information Technology, Director
Parks and Recreation, Director
Police, Chief
Public Works, Director
Northwest Focal Point Senior Center, Director
CRA, Director**

**Thomas Vaughn
Benjamin J. Ziskal, AICP, CEcD
Reddy Chitepu, P.E.
Mary Beazley
Dan Booker, MPA, EFO
Jacqueline M. Wehmeyer,
SPHR, IPMA-CP
James Wilbur, CGCIO
Michael A. Jones, CPRP
Dana Watson
Sam A. May, PWLF
Karin Diaz
Diane Colonna**

BUDGET MESSAGE



This page intentionally left blank.



City Commission

Mayor Joanne Simone
Vice Mayor Tommy Ruzzano
Joyce W. Bryan
Lesa Peerman
Frank B. Talerico

City Manager

Douglas E. Smith

City Attorney

Eugene M. Steinfeld

City Clerk

Joseph J. Kavanagh

August 14, 2015

Honorable Mayor, Vice Mayor, and Members of the City Commission,

In accordance with Article V, Section 5.02 and Section 5.03 of the City Charter, I present this proposed budget for Fiscal Year 2016 including the five-year capital improvement program. A copy of the proposed budget will be available for public inspection in the Office of the City Clerk. Additionally, an electronic copy of the proposed budget will be located on the City of Margate website.

Public Hearing dates for the Fiscal Year 2016 budget approval process are scheduled as follows:

First Public Hearing
Thursday, September 3, 2015, 7:00 P.M.

Second and Final Public Hearing
Tuesday, September 15, 2015, 7:00 P.M.

General Budget Overview

This comprehensive City budget is our plan for allocating funds for next year in order to continue to serve our residents, businesses, and visitors. For FY 2016, the total proposed budget for all funds is \$102,298,272. The proposed total millage rate for FY 2016 is 7.3093, the same total millage rate as the FY 2015 budget. The budget also includes no increase in the fire assessment fee or building permit fees.

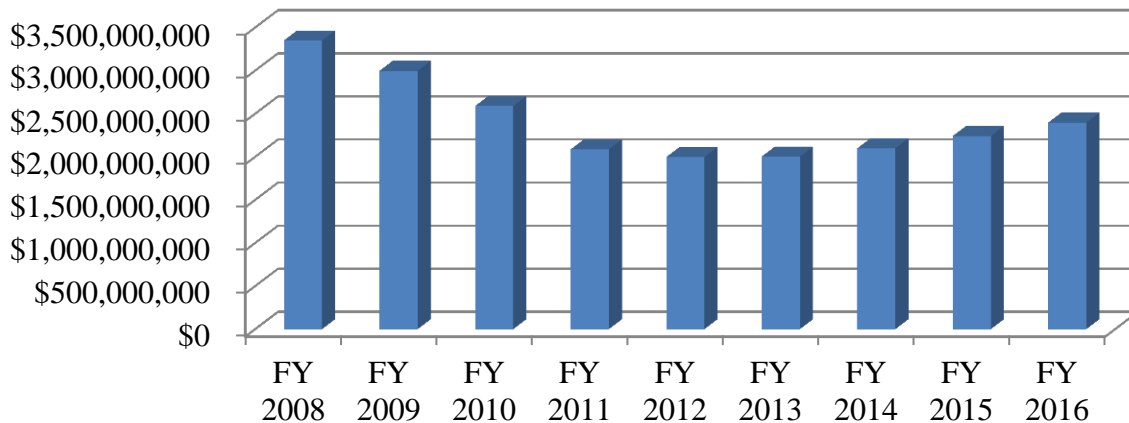
Property Values and Local Economy

The local economy in Margate continues to show positive signs. The City's taxable value, as provided by the Broward County Property Appraiser, is \$2,396,696,243 for FY 2016. This is an increase of 7.9% from FY 2015. However, the City's taxable value is still 28% below where it was in FY 2008.

City Manager's Office

5790 Margate Boulevard, Margate, FL 33063 • Phone: (954) 935-5300 • Fax: (954) 935-5304
www.margatefl.com • citymanager@margatefl.com

City of Margate Taxable Value (Source: Broward County Property Appraiser (BCPA))



Property values continue to stabilize and slowly increase. However, they still remain below the level they were at right before the economic downturn.

Margate Average Residential Assessed Values for 2008 vs. 2015 (Source: BCPA)				
	2008	2015	Difference	% Change
Condominiums	\$74,040	\$42,092	(\$31,948)	(43.1%)
Single Family Homes	\$157,099	\$122,301	(\$34,798)	(22.2%)

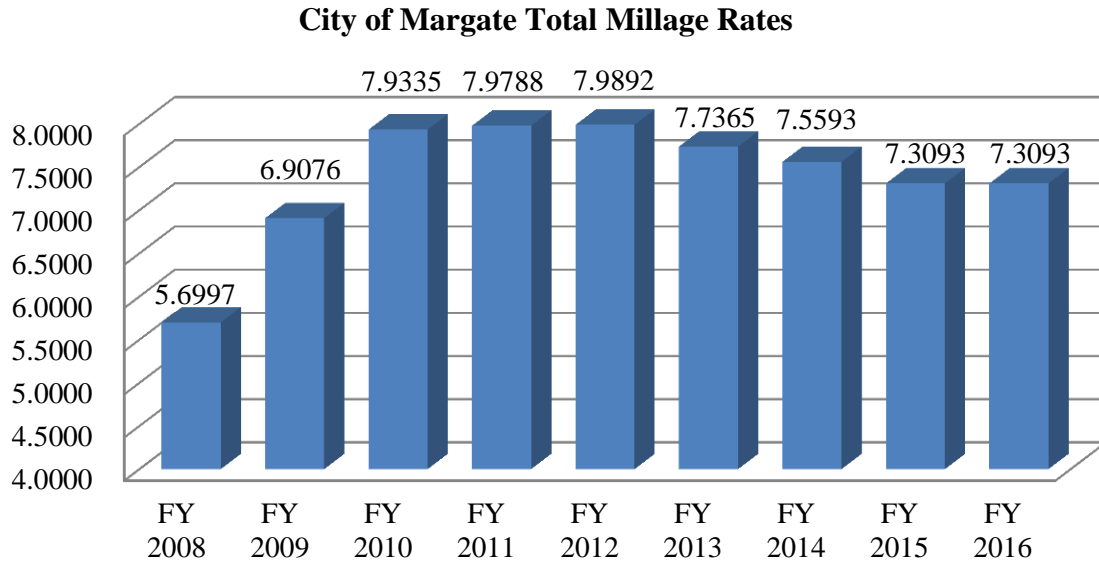
In conjunction with an improving economy and accompanying increase in property values, there is a decrease in the number of new foreclosures. The following chart depicts the trends in the number of foreclosures within the City of Margate:

Number of Foreclosures/Year (Source: BCPA)								
	2008	2009	2010	2011	2012	2013	2014	2015
Margate	396	574	696	346	435	385	444	161
% change		44.9%	21.3%	(50.3%)	25.7%	(11.5%)	15.3%	(63.7%)
Broward Co.	10,415	14,385	18,427	10,158	11,278	9,748	11,125	3,642
% change		38.1%	28.1%	(44.9%)	11.0%	(13.6%)	14.1%	(67.3%)

General Fund

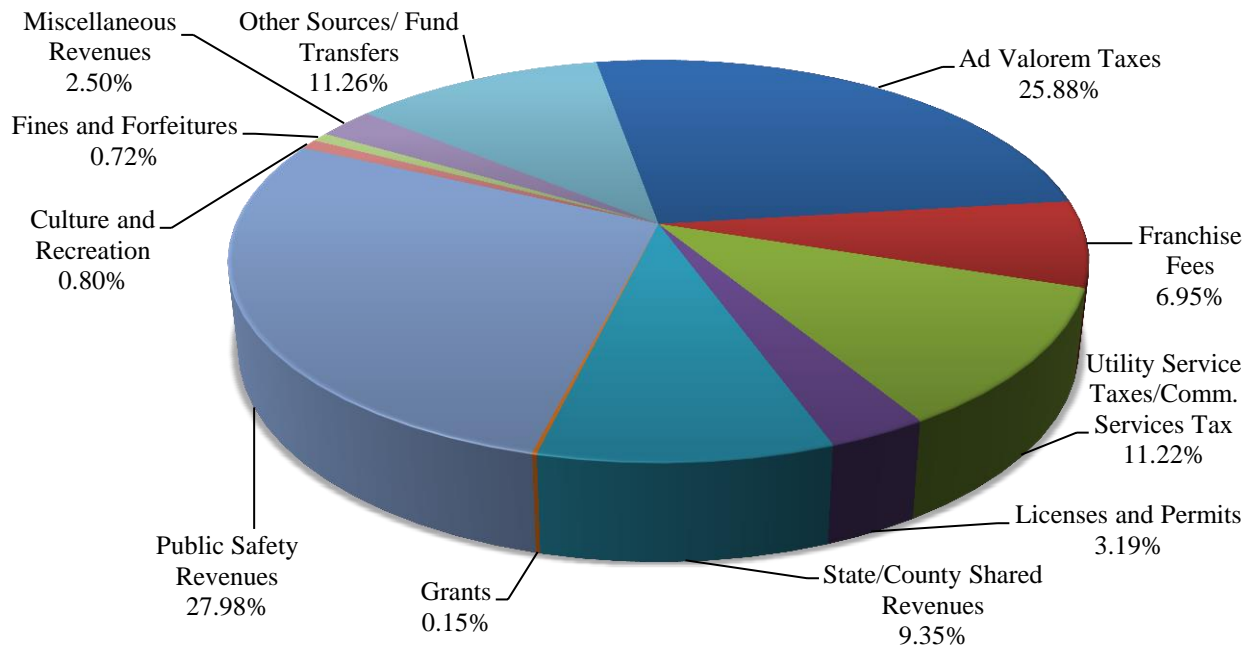
The total proposed General Fund budget for FY 2016 is \$55,850,675, an increase of 5.6% from the FY 2015 Adopted Budget. Property tax revenue is a major revenue source for the General Fund. As stated above, the proposed total millage rate for FY 2016 is 7.3093. The operating millage rate for FY2016 of 6.3402 is a slight increase of 1% from FY 2015. However, the total millage rate of 7.3093 is the same as FY 2015.

The trend in the total millage rate since FY 2008 is depicted in the following graph:



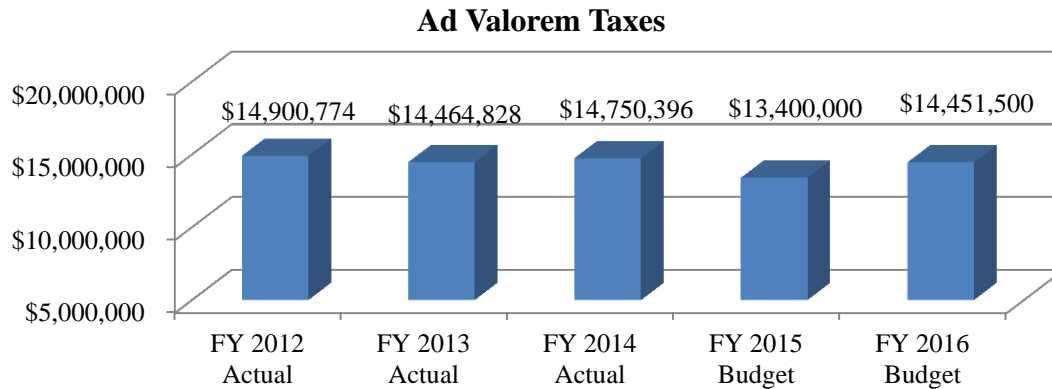
General Fund Revenues

The City's property valuation increased over 7.9% in FY 2016 (as mentioned earlier), but property taxes make up only about a quarter of the total General Fund revenues as shown in the graph below. The increase in property tax revenue has less of an impact on the total revenues for the General Fund than it would in cities that have a larger share of their General Fund revenues comprised of property taxes.

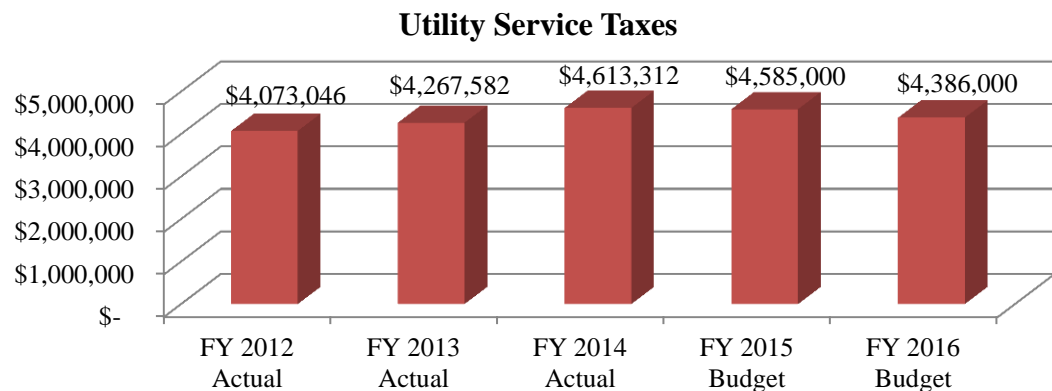


Highlights of changes in General Fund revenues include the following:

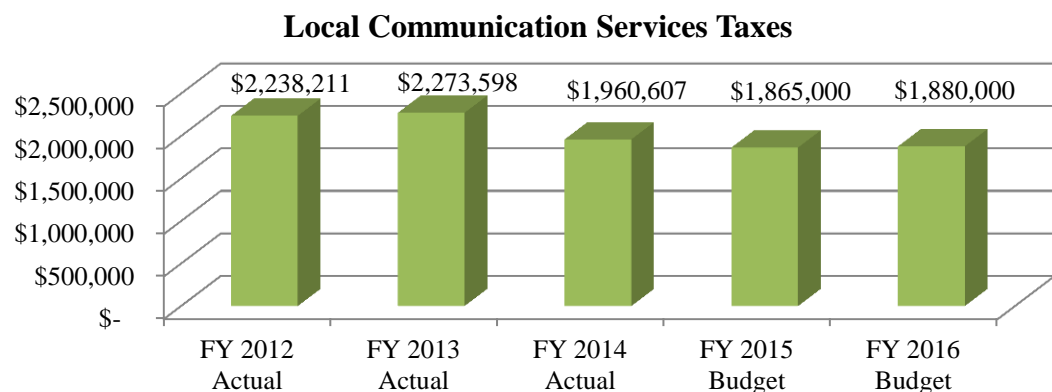
The **Ad Valorem Taxes** revenue category is budgeted to increase from \$13,400,000 in FY 2015 to \$14,451,500 in FY 2016 (7.8% increase).



Utility Service Taxes are budgeted to decrease from \$4,585,000 in FY 2015 to \$4,386,000 in FY 2016 (4.3% decrease) primarily due to a lower budgeted amount for water utility taxes.

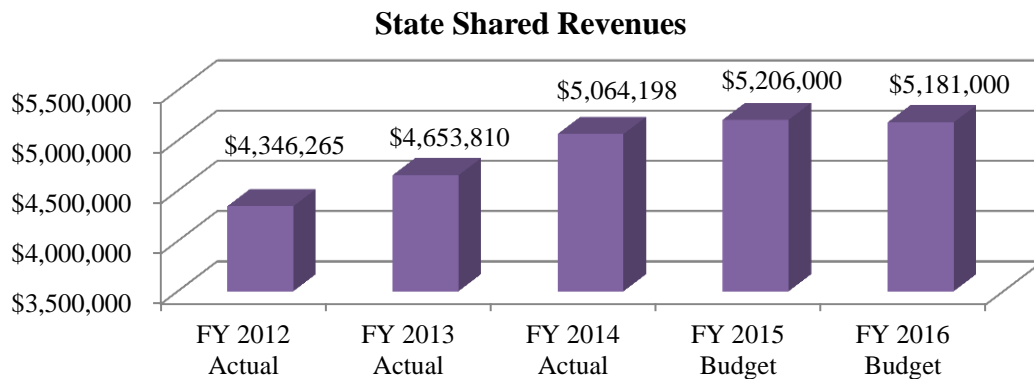


Local Communication Services Taxes are budgeted for a slight increase from \$1,865,000 in FY 2015 to \$1,880,000 in FY 2016 (0.8% increase).

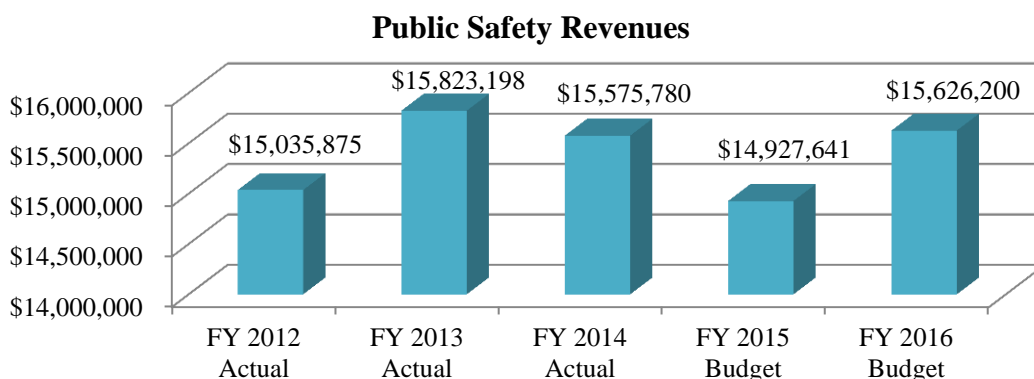


Permits are budgeted for an increase from \$1,088,000 in FY 2015 to \$1,461,000 in FY 2016 (34.3% increase) primarily due to an increase in the budgeted amount for building permits.

State Shared Revenues are budgeted for a slight decrease from \$5,206,000 in FY 2015 to \$5,181,000 in FY 2016 (0.5% decrease).



Public Safety Revenues are budgeted for an overall increase from \$14,927,641 in FY 2015 to \$15,626,200 in FY 2016 (4.7% increase). This revenue category includes, among other sources, revenue for ambulance transport fees (budgeted to decrease in FY 2016), revenue from the Interlocal Agreement for Fire Rescue Service with Coconut Creek (budgeted to increase in FY 2016 partially due to additional station costs related to new Fire Station #50 in Coconut Creek) and Fire Rescue assessment revenue (budgeted for no change in FY 2016).



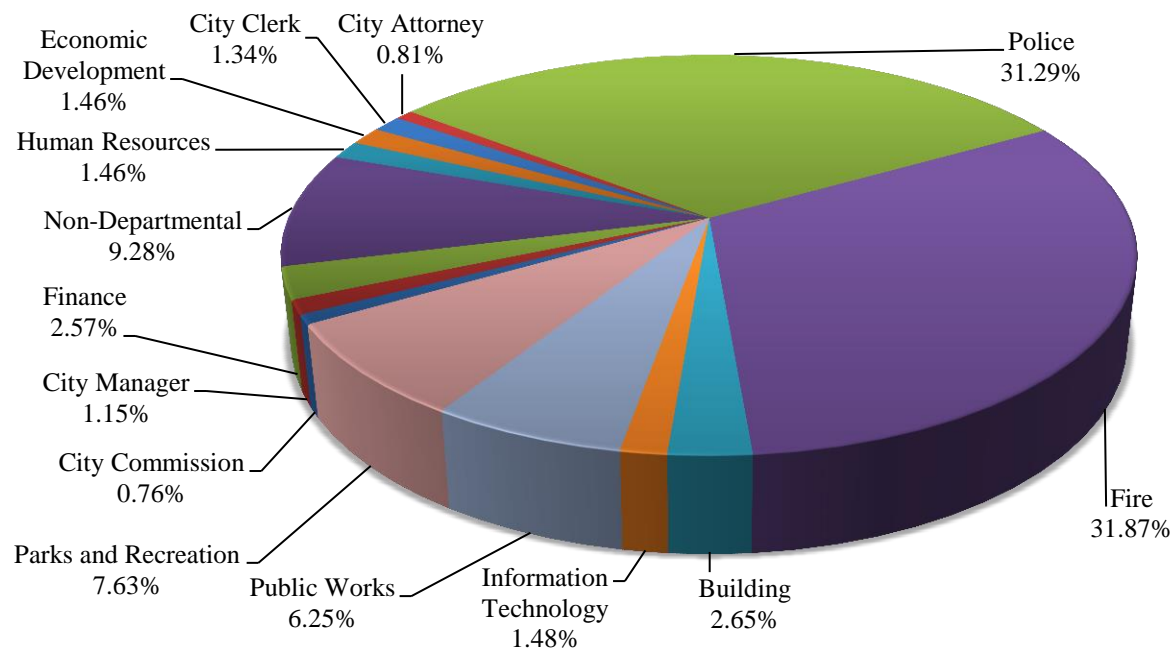
Culture and Recreation Fees are increasing from \$388,900 in FY 2015 to \$448,400 in FY 2016 (15.3% increase).

Other Sources/Fund Transfers are budgeted for an increase from \$5,316,867 in FY 2015 to \$6,290,786 in FY 2016 (18.3% increase). The FY 2016 proposed budget includes transfers to the General Fund from the Water and Wastewater Fund for a return on investment allocation (\$1,753,446) and cost allocation for indirect costs (\$894,941). This category also includes a

transfer from the General Fund Assigned Fund Balance for future employee payouts (\$300,000), health insurance (\$500,000), other post-employment benefits (\$500,000), vehicle replacement (\$575,000), and capital projects – parks and recreation (\$400,000). A transfer from General Fund Unassigned Fund Balance in the amount of \$997,399 is also budgeted for FY 2016, as well as monies from the Building Department Reserve of \$170,000.

General Fund Expenditures

The following graph shows the percentage of proposed General Fund expenditures for FY 2016 by Department.



General Fund Expenditures for personal services, operating expenditures, and capital outlay are \$2,900,539 higher than the FY 2015 Amended Budget (5.5% increase). Highlights of changes include:

- Increase required contributions to the Florida Retirement System
- Increase budgeted for health insurance costs
- Reclassifications of positions in various departments
- Removal of positions in City Manager's Office and Police Department compared to the FY 2015 Amended Budget
- Addition of ten (10) positions: Business Development Coordinator (75% funded by CRA) and Local Business Tax Specialist (partial year funding for training in advance of an upcoming employee retirement) in the Economic Development Department, and the addition of eight (8) positions in the Fire Department for the new Coconut Creek Fire Station #50
- The Utility Billing function of the Finance Department has been moved to the Water and Wastewater Fund instead of being funded by transfers from the Water and Wastewater Fund to the General Fund

- Salary changes for personnel
- Decreased transfer to the Insurance Fund
- Capital outlay budgeted in the amount of \$990,513 for vehicles and/or equipment in various departments

Financial Policies and Major Changes

Financial Procedures for the City are outlined in Article V of the City Charter which addresses the budget and budget amendments. In addition, Article IV of the City Charter and Chapter 2, Article II of the City Code outline purchasing and bidding procedures, and Ordinance No. 2014-9 provides information on purchasing thresholds.

The City Commission approved an Investment Policy for City funds during FY 2015.

The local bus transit service is being moved from the General Fund to the Roads Fund for FY 2016.

During FY 2015, both a cost allocation study and water/wastewater utility return on investment study were conducted.

The FY 2016 budget document includes a new format for departmental budgets with a Program Definition and Goals section (incorporated into this Budget Message by reference) that provides a summary of the services provided by the City's main operating Departments/Divisions, as well as the inclusion of a Performance Measures section that provides for the tracking of performance on a City-wide basis. In addition, the expanded Capital Improvement Program (CIP) section provides detail pages for CIP projects.

OTHER FUNDS

Special Revenue Funds

Recreation Trust Fund

The Recreation Trust Fund accounts for monies collected from cell phone tower agreements. These monies are used to fund recreation capital improvements. For FY 2016, \$776,648 is being transferred (from FY 2016 revenues and fund balance) to the Capital Projects Fund.

Roads Fund

The total budget for the Roads Fund for FY 2016 is \$1,872,064. The Roads Fund accounts for gas taxes received from the State of Florida restricted for certain uses (dependent on the category of funding).

Grant Funds

The FY 2016 budget includes funds for various housing-related grant programs: State Housing Initiative Program (SHIP), Community Development Block Grant (CDBG), Neighborhood Stabilization Program (NSP), and HOME Rehabilitation Program.

Other Special Revenue Funds

Other Special Revenue Funds in the proposed FY 2016 budget include Police Officers' Training, Federal Forfeiture, State Forfeiture, and Public Safety Impact Fees.

General Obligation Debt Service Fund

Repayment of the City's two General Obligation Bonds is accounted for in the Debt Service Fund. The General Obligation Refunding Bond, Series 2004 has principal, interest, and other expense budgeted of \$455,941 for FY 2016 and will be paid off in FY 2016. The debt service millage rate associated with this bond is 0.2002.

The General Obligation Bond, Series 2007 has principal, interest, and other expense budgeted of \$1,750,839 for FY 2016 and will be paid off in FY 2037 based on the current schedule. The debt service millage rate associated with this bond is 0.7689.

Capital Projects Fund

The Capital Projects Fund for FY 2016 is funded from transfers from the Recreation Trust Fund, the General Fund, and from Capital Projects fund balance. For FY 2016, the budget for Parks and Recreation projects includes \$400,000 for a dog park, \$1.5 million for Parks Master Plan priority projects, and \$80,000 for Holiday Springs Boulevard median beautification. Additional projects in the FY 2016 budget include \$155,000 for City Hall impact windows, \$24,000 for City Hall parking lot lighting, and \$25,000 for neighborhood entrance signs.

Enterprise Funds

Stormwater Utility Fund

The Stormwater Utility Fund is for the operation of the City's stormwater management utility which includes collection, disposal and treatment of stormwater. The total budget for this fund for FY 2016 is \$1,375,051.

Water and Wastewater Funds

The Water and Wastewater Enterprise Funds are for the operation of the City's water and wastewater system and include: Water and Wastewater Fund (FY 2016 proposed budget: \$23,057,761), Water and Wastewater Renewal and Replacement Fund (FY 2016 proposed budget: \$11,240,000) and the Water and Wastewater Connection Fees Fund (FY 2016 proposed budget: \$102,000). In FY 2016, the Utility Billing Division was moved into the Water and

Wastewater Fund from the General Fund. Previously, there was a transfer from the Water and Wastewater Fund to the General Fund for utility billing.

Some of the projects included in the Water and Wastewater Renewal and Replacement Fund in the FY 2016 proposed budget are:

- Water Line Replacement: \$2,000,000
- Rehabilitate East Sanitaire Digester \$1,200,000
- Lift Station Renovation: \$1,100,000
- Rehabilitate Aerial Utility Crossings: \$775,000

Internal Service Funds

Insurance Fund

The Insurance Fund includes various insurance related expenditures for the City and is budgeted at \$2,489,320 for FY 2016.

Capital Improvement Program

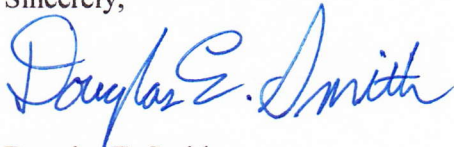
The five-year Capital Improvement Program for various funds is included at the end of this budget document.

Other Budgets

Several other funds are included in the City's Comprehensive Annual Financial Report (CAFR), but are not specifically included as part of the City's operating budget. These include the Margate CRA Funds and the Senior Center Funds, which are both legally separate entities from the City and formally adopt their own operating budgets.

In closing, I would like to thank all the City Departments and staff members that worked on preparing the budget for FY 2016 including the hard work of the Finance Department staff. I would also like to thank the Mayor and City Commission in advance for their consideration of this proposed budget. Once the budget is finalized and adopted by the City Commission, it will serve as our guide for allocating resources to serve our community in the coming year.

Sincerely,



Douglas E. Smith
City Manager

PROFILE OF THE CITY OF MARGATE

The City of Margate, (the “City”), was created as a municipal corporation by Chapter 30962, Laws of Florida, Acts of 1955, to be known as the Town of Margate. In 1961, the Town of Margate was incorporated as a City. The City is located in southeastern Florida in Broward County. It encompasses an area of approximately 9 square miles with a population of over 55,000. The U.S. Census Bureau lists a median household income of \$42,029.

The City of Margate is situated in the heart of South Florida, which consists of Broward, Palm Beach and Miami-Dade counties. Being centrally located in Broward County, Margate is easily accessible via Interstate 75, Interstate 95, Interstate 595, and Florida’s Turnpike. It is only twenty minutes from the Fort Lauderdale-Hollywood International Airport and Port Everglades, one of the western hemisphere’s most accessible deep-water seaports for cargo, cruise and trade ships. Major economic influences in the area include housing, tourism/travel, job market, construction, tax reform, weather events, and various other items.



The City operates under the City Commission/City Manager form of government. The City Commission consists of the Mayor, Vice Mayor, and three commissioners. The five commission members are elected at-large on a non-partisan basis for a four-year term. Effective with terms beginning November 2012, term limitations for City Commissioners are three consecutive four-year terms. The mayor is elected annually by the members of the City Commission for a one-year term, not to exceed two years in succession. The City Commission determines policy, adopts legislation, approves the City’s annual budget, and hires the City Manager, City Attorney and City Clerk. The City Manager is responsible for carrying out the policies of the City Commission, overseeing the daily management of the City, and for appointing the City’s department directors.

The City provides a wide range of services including, police and fire protection, emergency medical service, water and wastewater services, stormwater services, recreation, public improvements, streets, planning and zoning, and general administrative services. The City of Margate is an award winning community and has earned recognition for Playful City, USA; Tree City, USA; National Association of Town Watch’s “National Night Out” Award Recipient, one of ten ISO Class 1 rated Fire Departments in Florida, and has won the award for Excellence in Financial Reporting for the City’s Comprehensive Annual Financial Report (CAFR) for more than twenty years.



The city is financially accountable for two blended component units which consist of the Northwest Focal Point Senior Center (Center) and the Margate Community Redevelopment Agency (MCRA). The Center is a special district located in Margate, providing services to seniors residing within the City, as well as Broward County. The Center funds its operations through grants from various governmental and charitable agencies, as well as in-kind services from the City.

PROFILE OF THE CITY OF MARGATE

The MCRA established by the City under authority granted by Florida Statute 163, Section III was established to address and erase debilitating blight and to proceed with a redevelopment and revitalization plan for the redevelopment area. The purpose was to deter blight and deterioration; protect and enhance property values; encourage and foster revitalization and economic growth; and to improve the quality of life for residents working or living within or adjacent to the redevelopment area.

The MCRA continues to move forward with several projects. The Margate City Center is a 36 acre site assembled by the MCRA for redevelopment purposes. It is centrally located in northwest Broward County near major regional roadways including State Road 7, Atlantic Boulevard, Coconut Creek Parkway, and the Florida Turnpike. Redevelopment of the site will include a mix of commercial and recreational features, as well as residential options to make Margate a community of choice for its diverse population and employee base. In July 2015, the MCRA board considered two proposals for the redevelopment of the site, and selected a development team to partner with on the implementation of the City Center plan.



The MCRA also approved two \$25,000 grants to improve the facades of commercial buildings located at 2401-2403 N. State Road 7 (Tropical Development) and at 1917 N. State Road 7 (Giant Tire).

The MCRA and the Center are captured in the CAFR; however they are listed separately for budget purposes. Florida Statute 189.016(5), states that “the proposed budget of a dependent special district must be contained

within the general budget of the local governing authority to which it is dependent and be clearly stated as the budget of the dependent district. However, with the concurrence of the local governing authority, a dependent district may be budgeted separately. The dependent district must provide any budget information requested by the local governing authority at the time and place designated by the local governing authority.”

Residential properties account for nearly 67% of the developed area of the City, with more than half of the housing units having been built in 1970 or earlier. Margate has not been immune to the foreclosure crisis and currently has a 2% homeowner vacancy rate and a 9.5% rental vacancy rate. The City has largely mitigated the effects of the foreclosure crisis through property maintenance ordinances, code compliance, and home purchase/rehabilitation by using federal grant funding. Preservation of existing housing stock also continues with the utilization of additional federal, state and county grant funding.

As a positive sign that the housing market is continuing to improve, two multi-family residential projects are active. The projects, known as Toscana Villas and Celebration Pointe, have begun construction, and will total 820 apartment units upon completion.

PROFILE OF THE CITY OF MARGATE

Commercial development has continued to improve throughout the City.

- Previously approved projects that completed construction this fiscal year include 24,400 sq. ft. expansion to the Northwest Medical Center Emergency Department, 10,639 sq. ft. as part of Phase I of a house of worship, multi-use building project containing 6,697 sq. ft. of retail space, 2,660 sq. ft. of medical office, and 11,053 sq. ft. charter high school.
- Projects in the construction phase include 6,500 sq. ft. retail outparcel building, 6,525 sq. ft. medical office, 3,200 sq. ft. commercial branch bank, two infill development buildings totaling 15,400 sq. ft., 92,983 sq. ft. self-storage facility, and 27,000 sq. ft. charter school with additional square footage for expansion.
- Proposals for new development projects also show signs of continuing economic growth with 33,000 sq. ft. elementary charter school and continued interest in adding retail options within the City. The small business community continues to be active with new businesses opening in previously vacant spaces.



The local economy in Margate also continues to show positive signs. The City's taxable value provided by the Broward County Property Appraiser of \$2.4 billion for FY 2016 is an increase of 7.9% from FY 2015. Property values continue to stabilize and slowly increase. The positive economic climate in Margate can be attributed to the foresight of the City Commission to have a well-planned City incorporating key components to ensure a positive quality of life for the residents, and an economically stimulating environment for businesses to prosper. The Strategic Plan includes a vision statement, mission statement, core values, and goals of the City.

The City is pursuing long-term economic growth through attracting new industry, supporting and encouraging improvements to existing businesses, stimulating job growth, providing exceptional recreational/cultural opportunities, and building a positive image for the community where people can live, work, shop, and enjoy entertainment in one central location. The City will continue to work in cooperation with the MCRA for the development of the Margate City Center, and redevelopment of surrounding areas, with a futuristic vision for growth.

PROFILE OF THE CITY OF MARGATE

VISION

Margate is a family-friendly community that embraces a hometown feel.

MISSION

To partner with our community to provide the highest quality services in a progressive and cost-effective manner.



VALUES

Responsibility

Integrity

Service

Excellence

*Margate employees **RISE** to the challenge!*

CITY STATISTICS AND DEMOGRAPHICS

Date of Incorporation	May 30, 1955	Area (approximately)	9 square miles
Form of Government	Commission-Manager	FY 2016 Budget	\$102,298,272

City Demographics

Population: ⁽²⁾	55,851
Median Age: ⁽³⁾	42.3
Median Household Income: ⁽³⁾	\$42,029
Avg. Household Size: ⁽³⁾	2.58
Married Households (%): ⁽³⁾	43.5%
Families (%): ⁽³⁾	62.8 %



Police Department

Number of Stations: ⁽¹⁾	1 Station 1 Sub Station
Certified: ⁽⁷⁾	112
Non-certified (Civilian): ⁽⁷⁾	35



Fire Department

Fire Engines: ⁽¹⁾	10
Rescue Transport vehicles: ⁽¹⁾	9
Margate Fire Stations: ⁽¹⁾	3
Employees: ⁽⁷⁾	120
FY14 Total Fire Runs: ⁽⁴⁾	4,979
FY14 Total EMS Runs: ⁽⁴⁾	9,971

Registered Voters ⁽⁵⁾ 32,272

Source:

⁽¹⁾ - 2014 Comprehensive Annual Financial Report (CAFR)

⁽²⁾ - UF, Bureau of Economic and Business Research 2015

⁽³⁾ - www.Census.gov

⁽⁴⁾ - Fire Department

⁽⁵⁾ - City Clerk's Office

⁽⁶⁾ - DEES/Utility Billing

⁽⁷⁾ - FY 2016 Budget Book

Public Schools ⁽¹⁾

Elementary Schools	Enrollment
Atlantic West	671
Liberty	1,027
Margate	990
Middle School	Enrollment
Margate	1,269



Major Employers ⁽¹⁾

Major Employers ⁽¹⁾	Employees
Global Response Corp	1,000
Northwest Medical Center	959
City of Margate, FL	527
JM Lexus	414
Broward County Schools	396



Utility System ⁽⁶⁾

Utility System ⁽⁶⁾	Quantity
Active Accounts (FY 2014)	
Water ⁽¹⁾	16,779
Capacity per day (thousand gallons)	
Water	20,000
Sewer	10,100

Miles of Water and Sewer Mains:

Water	211
Sewer	177
Fire Hydrants	1,934
Lift Stations	54

BUDGET OVERVIEW

BUDGET CALENDAR SUMMARY

FY 2016 BUDGET CALENDAR SUMMARY

- **January:**

1. Budget kick-off meetings with Excel templates/forms distributed.
2. Revenue estimations begin.
3. Five-year capital requests submitted.

- **February:**

1. New position or reclassification requests completed.
2. Payroll projections and budget narratives begin.
3. City-wide operating expenses distributed to departments.

- **March:**

1. Proposed budgets due for all funds other than general fund.
2. General Fund departments/divisions submit operating budget requests and budget narratives.

- **April/May:**

1. City Manager meetings with departments to review requested budgets and make changes/reductions.
2. Finance submits revised draft budget to the City Manager.

- **June/July:**

1. Preliminary estimate of taxable values.
2. Proposed preliminary budget submitted to Commission.

- **July:**

1. Property appraiser certifies (DR 420 – Certification of Taxable Value, DR 420 TIF – Tax Increment Adjustment Worksheet, DR 420MM-P – Maximum Millage Levy Calculation Preliminary Disclosure, and DR 420 Debt – Certification of Voted Debt Millage) for initial values.
2. City Commission budget workshop is held.
3. State of Florida provides intergovernmental revenue estimates.

BUDGET CALENDAR SUMMARY

FY 2016 BUDGET CALENDAR SUMMARY

- **August:**

1. City certifies (DR 420 – Certification of Taxable Value, DR 420 TIF – Tax Increment Adjustment Worksheet, DR 420MM-P – Maximum Millage Levy Calculation Preliminary Disclosure, and DR 420 Debt – Certification of Voted Debt Millage) proposed millage on e-trim.
2. Final proposed changes made based on budget workshop and other revisions.
3. Property appraiser mails TRIM notices.
4. Final proposed budget distributed to Commission.

- **September:**

1. First public hearing is held to adopt tentative millage rates and budgets.
2. Budget Advertisement/Notice published in the local newspaper.
3. Final public hearing to adopt final millage rate and budget ordinance (within 15 days of first public hearing).

- **October:**

1. Adopted budget goes into effect.
2. Final budget is distributed to Commission, City Manager, and Departments, as well as posted to website.
3. Maximum millage levy calculation final disclosure and certification of compliance is completed and certified.

BASIS OF ACCOUNTING AND BUDGETING

BASIS OF ACCOUNTING AND BUDGETING

Basis of accounting is when revenues and expenditures/expenses are recognized and reported in the City's financial statements. This basis is also related to the measurement timing made, regardless of the measurement focus applied.

The government-wide financial statements are reported using the *economic resources measurement focus* and the *accrual basis of accounting*, as are the proprietary fund financial statements and fiduciary fund financial statements. The basis of budgeting for proprietary and fiduciary funds is the same used for the basis of accounting in the City's audited financial statements. Revenues are recorded when earned and expenses are recorded when a liability is incurred, regardless of the timing of related cash flows. Property taxes are recognized as revenues in the year for which they are levied. Grants and similar items are recognized as revenues as soon as all eligibility requirements imposed by the provider have been met.

Governmental fund financial statements are reported using the *current financial resources measurement focus* and the *modified accrual basis* of accounting. The basis for budgeting these funds is the same used for the basis of accounting in the City's audited financial statements. Revenues are recognized in the accounting period in which they become measurable and available to finance expenditures of the current period. Measurable is the amount of the transaction that can be determined and available is collectible within the current period or soon enough thereafter to pay liabilities of the current period. The City considers revenues to be available if they are collected within 60 days of the end of the fiscal year. Expenditures generally are recorded when a liability is incurred, as under accrual accounting. However, debt service expenditures, as well as expenditures related to compensated absences, claims, and judgments, are recorded only when payment is due.

Property taxes, sales taxes, franchise taxes, utility taxes, licenses, and interest associated with the current fiscal period are all considered to be susceptible to accrual and are recorded as earned since they are measurable and available. In applying the susceptible to accrual concept to intergovernmental revenues, revenues are recognized when all eligibility requirements are met. All other revenue items are considered to be measurable and available only when cash is received by the City.

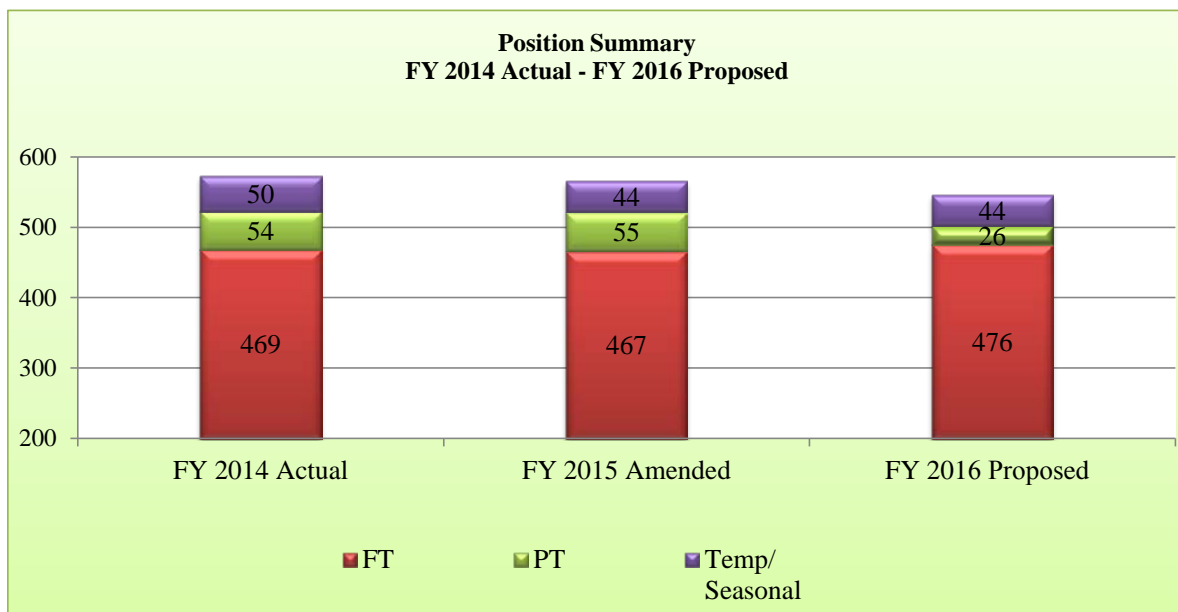
Financial transactions of the City are recorded in individual funds. The operations of each fund are accounted for using a separate set of self-balancing accounts. These accounts consist of assets, liabilities, deferred outflows/inflows of resources, fund equities, revenues, and expenditures/expenses. Fund accounting is used to demonstrate legal compliance and to assist financial management by segregating transactions related to certain government functions or activities.

BASIS OF ACCOUNTING AND BUDGETING

The City maintains accounting records in accordance with generally accepted accounting principles (GAAP) as applied to governmental units. The Governmental Accounting Standards Board (GASB) is the standard setting body for governmental accounting and financial reporting.

CITY OF MARGATE, FLORIDA
POSITION SUMMARY *
FY 2014 - FY 2016 FUNDED POSITIONS

	FY 2014 Actual			FY 2015 Amended			FY 2016 Proposed		
DEPARTMENTS	FT	PT	Temp/ Seasonal	FT	PT	Temp/ Seasonal	FT	PT	Temp/ Seasonal
General Fund									
Building	12	1	0	11	0	0	11	4	0
City Attorney	1	0	0	1	0	0	1	0	0
City Clerk	7	0	0	7	0	0	7	0	0
City Manager	7	0	0	6	0	0	4	0	0
Economic Development	7	0	0	7	0	0	9	0	0
Finance	20	0	0	21	0	0	11	0	0
Fire	111	1	0	111	1	0	120	0	0
Human Resources	6	0	0	6	0	0	6	0	0
Information Technology	5	0	0	5	0	0	5	0	0
Parks & Recreation	29	22	50	29	24	44	30	22	44
Police	147	30	0	147	30	0	147	0	0
Public Works	22	0	0	20	0	0	20	0	0
Total General Fund	374	54	50	371	55	44	371	26	44
Roads Fund									
Roads	3	0	0	3	0	0	3	0	0
Stormwater Fund									
Stormwater	9	0	0	10	0	0	10	0	0
Water & Wastewater Fund									
Environ. & Engineering	83	0	0	83	0	0	92	0	0
All Funds Total	469	54	50	467	55	44	476	26	44



* - In addition, the City Commission consists of five (5) elected officials not included in the Position Summary table/chart above.

**CITY OF MARGATE, FLORIDA
SUMMARY OF POSITION CHANGES**

SUMMARY OF NEW POSITIONS

Department	Position	Description
<u>GENERAL FUND</u>		
Building Department	P/T Inspectors (4)	Part-time positions to be used when demand requires additional service.
Economic Development	Business Development Coordinator	75% of funding to come from the CRA.
Economic Development	Local Business Tax Specialist	Funded for 3 months.
Fire	Captain (3)	New positions for Station 50 opening.
Fire	Firefighter/Paramedic (5)	New positions for Station 50 opening.
<u>OTHER FUNDS</u>		
DEES	Solid Waste Coordinator	

SUMMARY OF RECLASSED/DELETED POSITIONS

Department	Position Change	Note
<u>GENERAL FUND</u>		
City Manager	Eliminate Executive Assistant	
Economic Development	Reclass Planner to Senior Planner	
Finance	Reclass Accountant to Controller	Reclass position after current employee retires in November.
Finance	Reclass Account Clerk II to Accountant	Reclass position after current employee retires in March.
Fire	Reclass P/T Fire Inspector to F/T	
Public Works Buildings Division	Reclass Service Worker II to Inventory Control Specialist	
Parks & Recreation	Reclass Service Worker II to Equipment Operator I (2)	
Parks & Recreation	Reclass Recreation Supervisor (1) to Recreation Superintendent	

SUMMARY OF RECLASSED/DELETED POSITIONS

Department	Position Change	Note
Police	Reclass position count for Deputy Chief, Captains, and Lieutenants	
Police	Reclass Community Service Aide to Evidence Technician	
Police	Reclass Community Service Aide to Crime Analyst	
Police	Eliminate Office Specialist II (1)	
Police	Eliminate School Crossing Guards part-time positions (30)	Contract service for Crossing Guards.
<u>OTHER FUNDS</u>		
Stormwater	Reclass Service Worker II to Equipment Operator I	
DEES Utility Billing	Reclass Cashier (2) to Utility Service Representative	
DEES Utility Billing	Reclass Utility Service Representative (1) to Customer Service Supervisor	Reclass position after current employee retires in April.

FINANCIAL SUMMARIES

FUND DESCRIPTIONS

Governmental accounting systems are operated on a fund basis. Resources are accounted for in separate funds, based upon the purposes for which they are to be spent and the means by which spending activities are legally controlled. Governmental units establish and maintain funds as required by law and to provide sound financial administration. Individual funds are classified into two broad categories: Governmental and Proprietary.

GOVERNMENTAL FUNDS

Governmental Funds of the City are subdivided into four sections: General Fund, Special Revenue Funds, Debt Service Funds, and Capital Projects Funds.

GENERAL FUND - Accounts for all financial resources, except those required to be accounted for in another fund.

(FUND 001) - GENERAL FUND

The General Fund is the main operating fund of the City. It accounts for all financial resources of the government except those required to be accounted for in a separate fund, due to legal or other requirements. Revenue is derived primarily from property taxes, utility taxes, franchise taxes, licenses and permits, intergovernmental revenues and charges for services. General operating expenditures, fixed charges, and capital outlay costs that are not paid through other funds are paid from the General Fund.

SPECIAL REVENUE FUNDS - Account for the proceeds of resources legally restricted for the financing of particular activities or projects.

(FUND 103) - RECREATION TRUST FUND

The Recreation Trust Fund accounts for revenues generated from cell phone tower rentals and cash donations from real estate developers.

FUND DESCRIPTIONS

(FUND 111) - ROADS FUND

The Roads Fund accounts for the receipt and disbursement of funds derived primarily from the Local Option Gas tax and the state Shared Motor Fuel Tax. The City's annual receipts are based upon a locally agreed upon distribution formula based on population. In addition, streetlight maintenance revenue from Florida Power and Light (FPL) and related expenditures are included in the Roads Fund.

(FUND 116) - POLICE OFFICERS' TRAINING FUND

The Police Officers' Training Fund accounts for the receipt and disbursement of funds derived from court costs required to be used for the purpose of law enforcement education expenditures.

(FUND 117) - FEDERAL FORFEITURE FUND

The Federal Forfeiture Fund accounts for the receipt and disbursement of funds and properties seized or confiscated from criminal activities in connection with federal forfeiture cases.

(FUND 118) - STATE FORFEITURE FUND

The State Forfeiture Fund accounts for the receipt and disbursement of funds and properties seized or confiscated from criminal activities in connection with state forfeiture cases.

(FUNDS 126 – 128) – STATE HOUSING INITIATIVE PARTNERSHIP FUNDS (SHIP)

SHIP Funds account for the receipt and disbursement of SHIP grant funds and properly account for funds received from the State grant funds for the purpose of providing and preserving affordable housing in the City.

(FUND 130) - COMMUNITY DEVELOPMENT BLOCK GRANT FUND (CDBG)

The CDBG Fund accounts for the receipt and disbursement of CDBG funds based on grant agreements between the City and the United States Department of Housing and Urban Development (HUD). This fund accounts for revenues and expenditures for housing rehabilitation.

FUND DESCRIPTIONS

(FUND 132 – 133) - NEIGHBORHOOD STABILIZATION PROGRAM (NSP) FUNDS

NSP Funds account for the receipt and disbursement from Community Development Block Grant Program Funding through the Department of Neighborhood Stabilization Program (NSP) authorized under the Housing and Economic Recovery Act of 2008, American Recovery and Reinvestment Act of 2009, and Wall Street Reform and Consumer Protection Act of 2010 for the purpose of rehabilitation and resale of properties.

(FUND 138) - HOME FUND

The HOME Fund was created upon the acceptance of the grant agreement between the City and the U.S. Department of Housing and Urban Development (HUD). Home Investment Partnership Funds Consortium with Broward County provides assistance to homeowners for home rehabilitation to correct health or safety issues, address code violations, and bring homes up to the local or state building code for households within HOME funding guidelines.

(FUND 150) – PUBLIC SAFETY IMPACT FEE FUND

The Public Safety Impact Fee Fund accounts for the receipt and disbursement of funds derived from public safety impact fees received from developers and residents. These fees are used to fund capital construction and expansion of public safety related land, as well as acquire facilities and capital equipment required to support additional public safety service demand created by new growth.

DEBT SERVICE FUND - Accounts for the accumulation of resources for, and the payment of, general long-term debt principal and interest.

(FUND 211) – GENERAL OBLIGATION DEBT SERVICE FUND

The General Obligation Debt Service Fund accounts for the accumulation of property taxes used to pay principal, interest and related costs of the General Obligation Refunding Bonds, Series 2004 (used to provide resources to purchase United States Government securities that were placed in an irrevocable trust for the purpose of generating resources for all future debt service payments of General Obligation Refunding Bonds, Series 1995) and the General Obligation Bonds, Series 2007 (used to finance the various projects consisting of repavement, repair, and installation of streets, sidewalks and bridges within the City).

FUND DESCRIPTIONS

CAPITAL PROJECTS FUND - Accounts for financial resources to be used for the acquisition or construction of major capital facilities, vehicles, or equipment.

(FUND 334) - GENERAL CAPITAL PROJECTS FUND

The General Capital Projects Fund accounts for the acquisition and/or construction of major City projects other than those financed by enterprise funds. A five year projected General Capital Projects Fund budget is detailed in the Capital Improvement Program section.

PROPRIETARY FUNDS

Proprietary Funds are subdivided into two sections: Enterprise Funds and Internal Service Funds.

ENTERPRISE FUNDS - Account for operations (a) that are financed and operated in a manner similar to private business enterprises, where the intent of the governing body is that the costs of providing goods or services to the general public on a continuing basis be financed or recovered primarily through user charges; or (b) where the governing body has decided that periodic determination of revenues earned, expenses incurred, and/or net income is appropriate for capital maintenance, public policy, management control, accountability, or other purposes.

(FUND 445) - STORMWATER FUND

The Stormwater Fund accounts for the operation of the City's stormwater management utility which includes collection, disposal and treatment of stormwater.

(FUND 456) – WATER AND WASTEWATER FUND

The Water and Wastewater Fund accounts for the operation of the water and wastewater system. These operations are performed by the Department of Environmental and Engineering Services (DEES). DEES has the following divisions for FY 2016, DEES Administration/Engineering; Wastewater Treatment; Water Treatment; Transmission, Distribution & Collection and Utility Billing.

FUND DESCRIPTIONS

(FUND 458) - WATER/WASTEWATER CONNECTION FEES FUND

The Water/Wastewater Connection Fees Fund accounts for water and wastewater connection activities. The fund can only be used for extending, oversizing or constructing new additions to: water supply facilities, water and wastewater treatment plants, wastewater collection systems, water distribution systems, water and wastewater pumping systems and storage facilities, wastewater disposal facilities, water and wastewater sludge handling and disposal facilities, any portion of debt service associated with debt issued to finance improvements listed above and engineering, legal and administrative expenses incurred in conjunction with the aforementioned project and in establishing and administering the connection charge program.

(FUND 461) – WATER/WASTEWATER RENEWAL & REPLACEMENT FUND

The Water/Wastewater Renewal & Replacement Fund accounts for capital expenses of the water and wastewater system.

INTERNAL SERVICE FUND - Accounts for the financing of goods or services provided by one department or agency to other departments or agencies of the governmental unit, on a cost reimbursement basis.

(FUND 501) – INSURANCE FUND

The Insurance Fund accounts for the financing of general insurance coverage to other departments or agencies of the City on a cost reimbursement basis, as well as worker's compensation.

CITY OF MARGATE, FLORIDA
SUMMARY OF FISCAL YEAR 2016 PROPOSED BUDGET
(INCLUDES INTERFUND TRANSFERS)

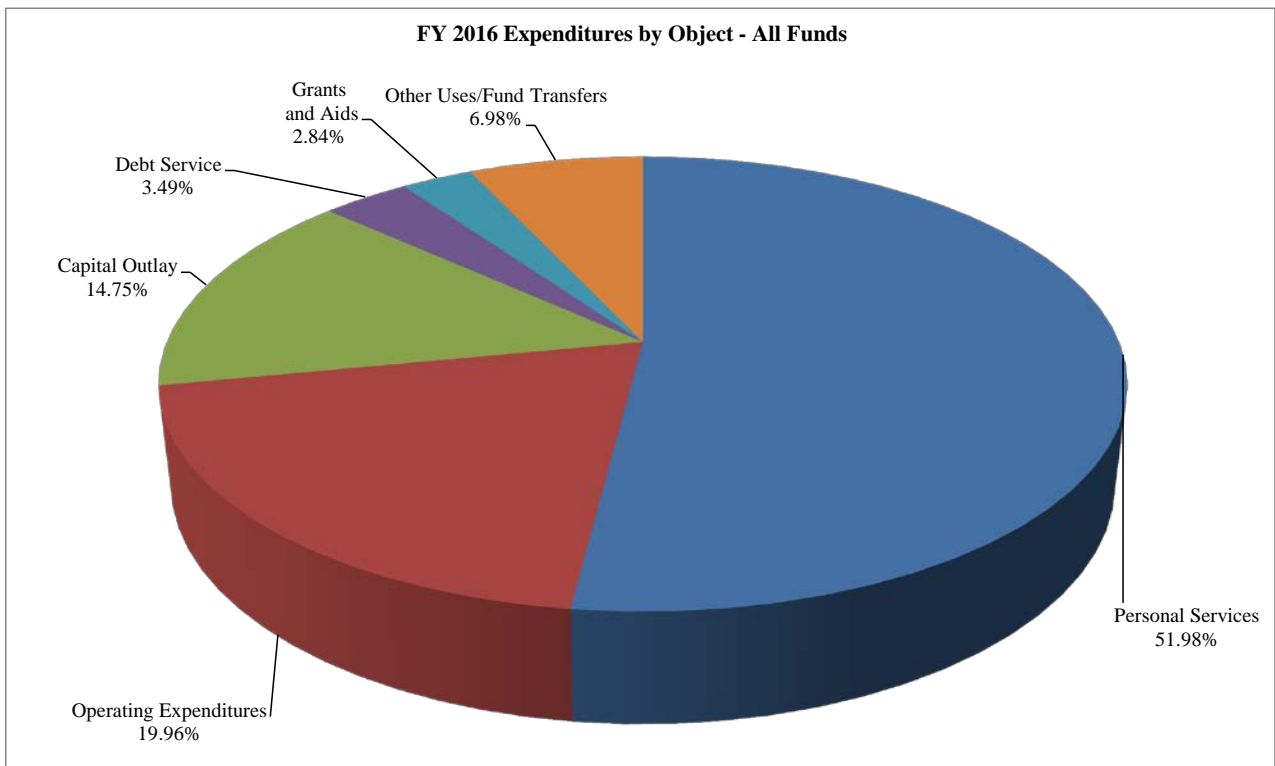
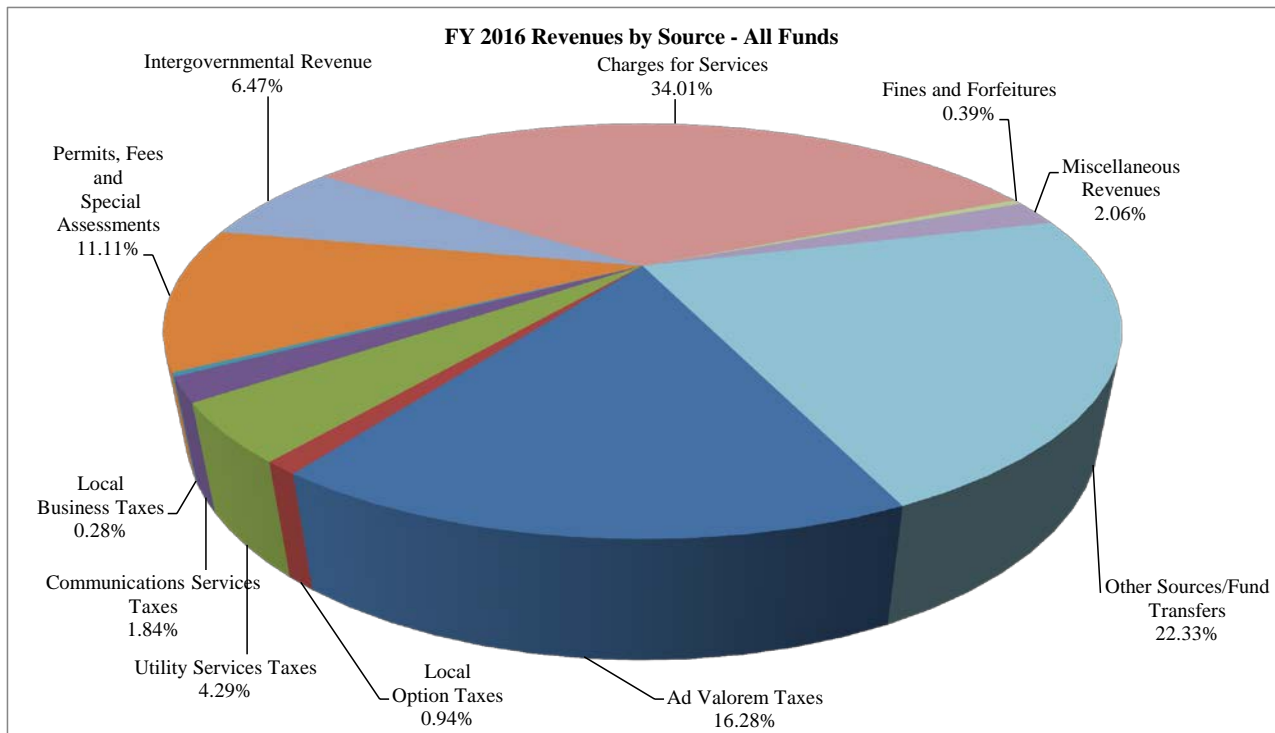
		EXPENDITURES/EXPENSES					TOTAL
FUND		NUMBER OF PERSONNEL	PERSONAL SERVICES	OPERATING	CAPITAL OUTLAY	TRANSFERS OUT	FY 2016 BUDGET
001	GENERAL	446	\$ 44,383,909	\$ 10,476,253	\$ 990,513	\$ -	55,850,675
103	RECREATION TRUST	-	-	300	-	776,648	776,948
111	ROADS	3	189,940	1,215,124	467,000	-	1,872,064
116	POLICE OFFICERS' TRAINING	-	-	40,050	-	-	40,050
117	FEDERAL FORFEITURE	-	-	135,260	31,000	-	166,260
118	STATE FORFEITURE	-	-	44,000	-	-	44,000
128	SHIP	-	-	265,202	-	-	265,202
130	CDBG	-	-	337,661	-	-	337,661
132	NSP1	-	-	200,000	-	-	200,000
138	HOME REHABILITATION	-	-	70,000	-	-	70,000
150	PUBLIC SAFETY IMPACT FEES	-	-	500	20,000	-	20,500
211	GENERAL OBLIGATION DEBT SERVICE	-	-	2,206,780	-	-	2,206,780
334	CAPITAL PROJECTS	-	-	-	2,184,000	-	2,184,000
445	STORMWATER UTILITY	10	620,801	754,250	-	-	1,375,051
456	WATER/WASTEWATER OPERATIONS & MAINT	92	7,979,618	10,070,955	7,188	5,000,000	23,057,761
458	WATER/WASTEWATER CONNECTION FEES	-	-	2,000	100,000	-	102,000
461	WATER/WASTEWATER RENEWAL & REPL	-	-	-	11,240,000	-	11,240,000
501	INSURANCE	-	-	2,439,320	50,000	-	2,489,320
TOTALS		551	\$ 53,174,268	\$ 28,257,655	15,089,701	\$ 5,776,648	\$ 102,298,272

CITY OF MARGATE, FLORIDA
FY 2015 - 2016 REVENUES AND EXPENDITURES SUMMARY - ALL FUNDS

	AMENDED		PROPOSED		% OF	% +/- FROM
	FY 2015 ⁽¹⁾		FY 2016		TOTAL	FY 2015-2016
REVENUES BY SOURCE						
Ad Valorem Taxes	\$	15,602,266	\$	16,658,280	16.28%	6.77%
Local Option Taxes		960,000		960,000	0.94%	0.00%
Utility Services Taxes		4,585,000		4,386,000	4.29%	-4.34%
Communications Services Taxes		1,865,000		1,880,000	1.84%	0.80%
Local Business Taxes		280,000		282,000	0.28%	0.71%
Permits, Fees and Special Assessments		10,904,000		11,361,000	11.11%	4.19%
Intergovernmental Revenue		6,878,061		6,620,171	6.47%	-3.75%
Charges for Services		34,135,041		34,788,729	34.01%	1.92%
Fines and Forfeitures		518,000		403,500	0.39%	-22.10%
Miscellaneous Revenues		1,850,108		2,111,351	2.06%	14.12%
Other Sources/Fund Transfers		19,862,389		22,847,241	22.33%	15.03%
TOTAL REVENUES	\$	97,439,865	\$	102,298,272	100.00%	4.99%
EXPENDITURES BY OBJECT						
Personal Services	\$	48,611,528	\$	53,174,268	51.98%	9.39%
Operating Expenditures		19,317,974		20,421,289	19.96%	5.71%
Capital Outlay		13,640,647		15,089,701	14.75%	10.62%
Debt Service		3,499,815		3,573,623	3.49%	2.11%
Grants and Aids		2,861,562		2,902,836	2.84%	1.44%
Other Uses/Fund Transfers		9,508,339		7,136,555	6.98%	-24.94%
TOTAL EXPENDITURES	\$	97,439,865	\$	102,298,272	100.00%	4.99%

⁽¹⁾ Amended Budget reported as of June 30, 2015

**CITY OF MARGATE, FLORIDA
FY 2016 REVENUES AND EXPENDITURES SUMMARY - ALL FUNDS**



CITY OF MARGATE, FLORIDA
FY 2015 - 2016 PROPOSED BUDGET
REVENUE SUMMARY BY FUND - ALL FUNDS

FUND		AMENDED FY 2015 ⁽¹⁾	PROPOSED FY 2016
GENERAL FUND	\$	52,950,136	\$ 55,850,675
RECREATION TRUST		408,500	776,948
ROAD		1,520,465	1,872,064
POLICE OFFICERS' TRAINING		25,100	40,050
FEDERAL FORFEITURE		555,288	166,260
STATE FORFEITURE		44,000	44,000
SHIP		140,133	265,202
CDBG		543,327	337,661
NSP1		344,767	200,000
NSP3		100,000	-
HOME REHABILITATION		69,010	70,000
PUBLIC SAFETY IMPACT FEES		21,000	20,500
DEBT SERVICE		2,202,266	2,206,780
CAPITAL PROJECTS		1,547,350	2,184,000
STORMWATER UTILITY		1,383,023	1,375,051
WATER/WASTEWATER OPERATIONS & MAINT.		22,620,000	23,057,761
WATER/WASTEWATER CONNECTION FEES		102,000	102,000
WATER/WASTEWATER RENEWAL & REPL.		10,763,500	11,240,000
INSURANCE		2,100,000	2,489,320
TOTAL REVENUES - ALL FUNDS	\$	97,439,865	\$ 102,298,272

⁽¹⁾ Amended Budget reported as of June 30, 2015

CITY OF MARGATE, FLORIDA
FY 2015 - 2016 PROPOSED BUDGET
EXPENDITURES/EXPENSES SUMMARY BY FUND - ALL FUNDS

FUND	AMENDED FY 2015 ⁽¹⁾	ADOPTED FY 2016	TRANSFERS	PROPOSED FY 2016 (LESS TRANSFERS)
GENERAL FUND	\$ 52,950,136	\$ 55,850,675	\$ 425,000	\$ 55,425,675
RECREATION TRUST	408,500	776,948	776,648	300
ROAD	1,520,465	1,872,064	-	1,872,064
POLICE OFFICERS' TRAINING	25,100	40,050	-	40,050
FEDERAL FORFEITURE	555,288	166,260	-	166,260
STATE FORFEITURE	44,000	44,000	-	44,000
SHIP	140,133	265,202	-	265,202
CDBG	543,327	337,661	-	337,661
NSP1	344,767	200,000	-	200,000
NSP3	100,000	-	-	-
HOME REHABILITATION	69,010	70,000	-	70,000
PUBLIC SAFETY IMPACT FEES	21,000	20,500	-	20,500
DEBT SERVICE	2,202,266	2,206,780	-	2,206,780
CAPITAL PROJECTS	1,547,350	2,184,000	-	2,184,000
STORMWATER UTILITY	1,383,023	1,375,051	-	1,375,051
WATER/WASTEWATER OPERATIONS & MAINT.	22,620,000	23,057,761	5,000,000	18,057,761
WATER/WASTEWATER CONNECTION FEES	102,000	102,000	-	102,000
WATER/WASTEWATER RENEWAL & REPL.	10,763,500	11,240,000	-	11,240,000
INSURANCE	2,100,000	2,489,320	-	2,489,320
TOTAL EXPENDITURES/EXPENSES - ALL FUNDS	\$ 97,439,865	\$ 102,298,272	\$ 6,201,648	\$ 96,096,624

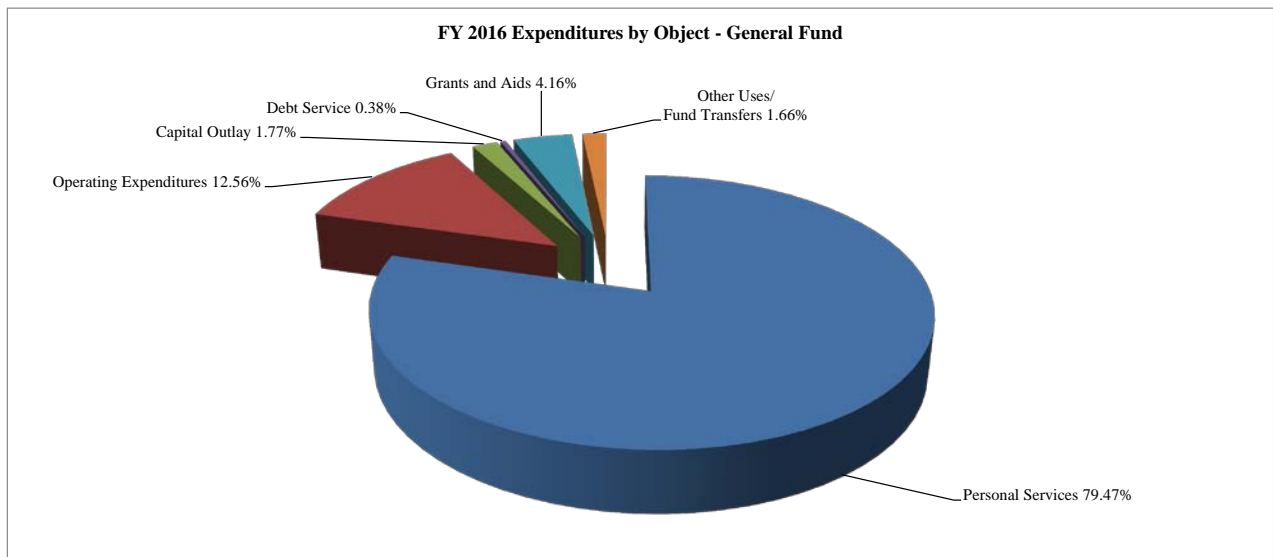
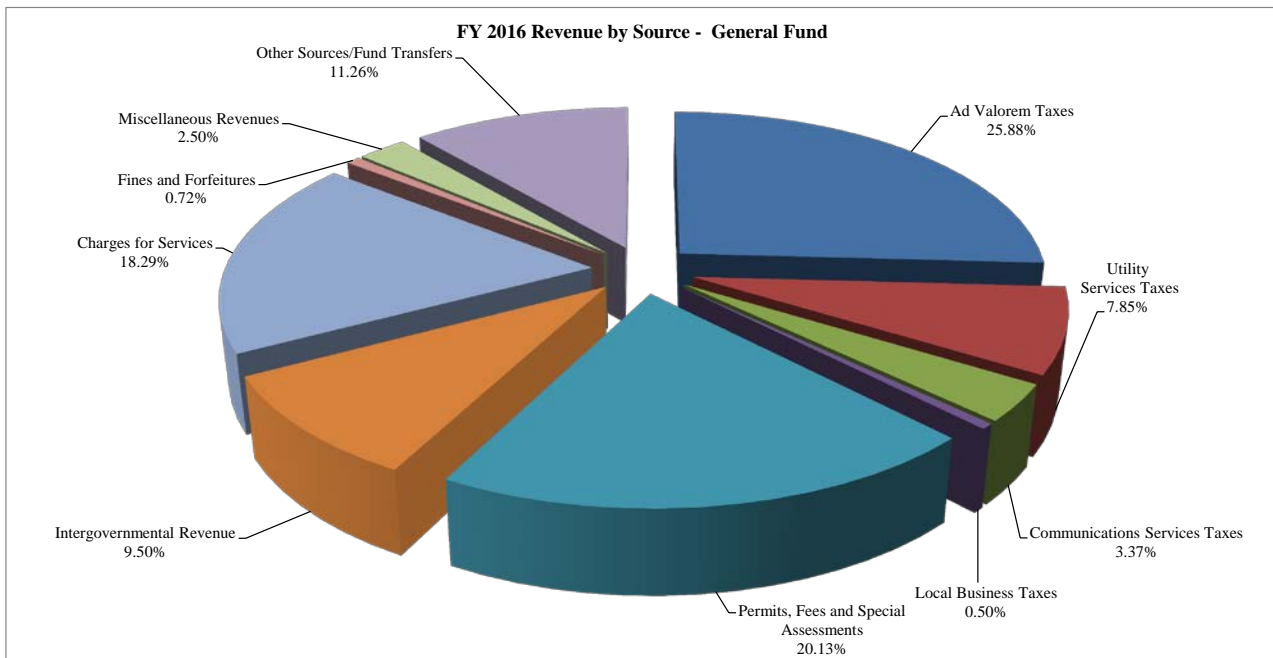
⁽¹⁾ Amended Budget reported as of June 30, 2015

CITY OF MARGATE, FLORIDA
FY 2015 - 2016 REVENUES AND EXPENDITURES SUMMARY - GENERAL FUND

	AMENDED (1)		PROPOSED		% OF	% +/- FROM
	FY 2015		FY 2016		TOTAL	FY 2015-2016
REVENUES BY SOURCE						
Ad Valorem Taxes	\$	13,400,000	\$	14,451,500	25.88%	7.85%
Utility Services Taxes		4,585,000		4,386,000	7.85%	-4.34%
Communications Services Taxes		1,865,000		1,880,000	3.37%	0.80%
Local Business Taxes		280,000		282,000	0.50%	0.71%
Permits, Fees and Special Assessments		10,783,000		11,240,000	20.13%	4.24%
Intergovernmental Revenue		5,474,928		5,305,308	9.50%	-3.10%
Charges for Services		9,420,041		10,213,729	18.29%	8.43%
Fines and Forfeitures		518,000		403,500	0.72%	-22.10%
Miscellaneous Revenues		1,307,300		1,397,852	2.50%	6.93%
Other Sources/Fund Transfers		5,316,867		6,290,786	11.26%	18.32%
TOTAL REVENUES	\$	52,950,136	\$	55,850,675	100.00%	5.48%
EXPENDITURES BY OBJECT						
Personal Services	\$	41,176,195	\$	44,383,909	79.47%	7.79%
Operating Expenditures		7,028,357		7,016,585	12.56%	-0.17%
Capital Outlay		832,160		990,513	1.77%	19.03%
Debt Service		134,549		210,643	0.38%	56.55%
Grants and Aids		2,181,807		2,324,025	4.16%	6.52%
Other Uses/Fund Transfers		1,597,068		925,000	1.66%	-42.08%
TOTAL EXPENDITURES	\$	52,950,136	\$	55,850,675	100.00%	5.48%

⁽¹⁾ Amended Budget reported as of June 30, 2015

**CITY OF MARGATE, FLORIDA
FY 2016 REVENUES AND EXPENDITURES SUMMARY - GENERAL FUND**

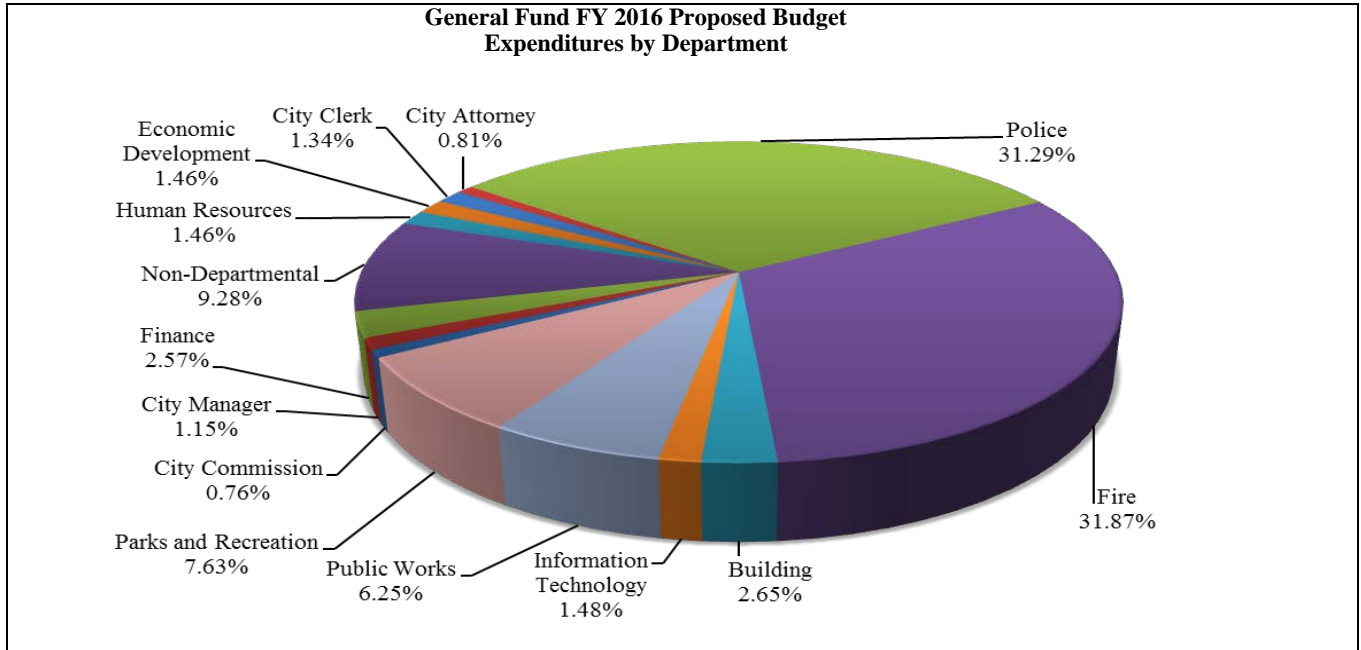


CITY OF MARGATE, FLORIDA
GENERAL FUND FY 2015 - 2016 PROPOSED BUDGET
EXPENDITURES SUMMARY BY DEPARTMENT

DEPARTMENT		AMENDED FY 2015 ⁽¹⁾	PROPOSED FY 2016
CITY COMMISSION	\$	419,234	\$ 425,283
CITY MANAGER		667,077	639,643
FINANCE:			
ACCOUNTING		-	1,020,234
PURCHASING		-	415,452
FINANCE TOTAL		2,052,362	1,435,686
NON-DEPARTMENTAL		5,496,155	5,184,556
HUMAN RESOURCES		649,702	814,689
ECONOMIC DEVELOPMENT		622,719	813,039
CITY CLERK		723,951	750,584
CITY ATTORNEY		390,218	450,482
POLICE		16,472,988	17,473,752
FIRE		15,939,495	17,801,304
BUILDING		1,297,769	1,481,029
INFORMATION TECHNOLOGY		807,255	827,901
PUBLIC WORKS:			
ADMINISTRATION		708,452	547,313
BUILDINGS		1,316,723	1,317,344
GARAGE		1,697,130	1,624,546
PUBLIC WORKS TOTAL		3,722,305	3,489,203
PARKS & RECREATION:			
ADMINISTRATION		382,574	453,156
REC./SPEC. ACT.		432,690	514,665
PARKS AND GROUNDS MAINT.		2,163,168	2,584,498
AQUATICS		710,474	711,205
PARKS & RECREATION TOTAL		3,688,906	4,263,524
TOTAL GENERAL FUND	\$	52,950,136	\$ 55,850,675

(1) Amended Budget reported as of June 30, 2015

**CITY OF MARGATE, FLORIDA
GENERAL FUND FY 2016 PROPOSED BUDGET
EXPENDITURES BY DEPARTMENT**



GENERAL FUND

TO ACCOUNT FOR ALL REVENUES AND
EXPENDITURES NOT PROVIDED FOR
IN OTHER FUNDS.

CITY OF MARGATE, FLORIDA

FISCAL YEAR 2016

GENERAL FUND

REVENUES

ACCOUNT NUMBER	REVENUE CLASSIFICATION	FY 2014 ACTUAL	FY 2015 AMENDED	FY 2016 PROPOSED
	AD VALOREM TAXES			
001-0000-311.10-01	REAL & PERSONAL PROPERTY	\$ 14,818,023	\$ 13,380,000	\$ 14,450,000
001-0000-311.20-01	DELINQUENT TAXES	(70,973)	20,000	-
001-0000-311.20-02	INTEREST INC - AD VALOREM	3,346	-	1,500
		14,750,396	13,400,000	14,451,500
	FRANCHISE FEES			
001-0000-323.10-01	ELECTRIC	2,686,948	2,460,000	2,500,000
001-0000-323.40-01	GAS	33,021	33,000	27,000
001-0000-323.70-01	WASTE MGMT - RESIDENTIAL	477,328	470,000	492,742
001-0000-323.70-02	ALL SERVICE - MULTI-FAMILY	6,140	10,000	-
001-0000-323.70-07	WASTE MGMT - COMMERCIAL	807,441	770,000	807,258
001-0000-323.90-01	TOWING	52,000	52,000	52,000
		4,062,878	3,795,000	3,879,000
	UTILITY SERVICE TAXES			
001-0000-314.10-01	ELECTRIC	3,511,077	3,300,000	3,300,000
001-0000-314.30-01	WATER	1,011,190	1,200,000	1,000,000
001-0000-314.80-01	PEOPLE'S GAS	21,456	22,000	18,000
001-0000-314.80-02	PROPANE USA	23,052	20,000	26,000
001-0000-314.80-04	AMERIGAS EAGLE	30,664	28,000	27,000
001-0000-314.80-10	PROPANE OTHER	15,873	15,000	15,000
		4,613,312	4,585,000	4,386,000
	LOCAL COMMUNICATIONS			
001-0000-315.10-01	SERVICES TAX	1,960,607	1,865,000	1,880,000
	LICENSES			
001-0000-316.10-01	LOCAL BUSINESS TAX	287,989	275,000	275,000
001-0000-316.10-02	LOCAL BUSINESS TAX - LATE FEES	6,692	5,000	5,000
001-0000-316.10-03	LOCAL BUSINESS TAX - ADMIN FEE	4,420	-	2,000
		299,101	280,000	282,000
	PERMITS			
001-0000-322.10-01	BUILDING PERMITS	1,123,532	750,000	1,080,000
001-0000-322.10-02	ELECTRICAL PERMITS	86,997	80,000	80,000
001-0000-322.10-03	PLUMBING PERMITS	46,719	40,000	40,000
001-0000-322.10-04	ENGINEERING PERMITS	94,934	50,000	100,000
001-0000-322.10-06	ENGINEERING INSPECTION FEES	310	-	-
001-0000-322.10-07	SITE PLANS	9,727	10,000	10,000
001-0000-322.10-08	MECHANICAL PERMITS	73,245	50,000	50,000
001-0000-322.10-09	CERTIFICATES OF OCCUPANCY	11,850	12,000	10,000

CITY OF MARGATE, FLORIDA

FISCAL YEAR 2016

GENERAL FUND

REVENUES

ACCOUNT NUMBER	REVENUE CLASSIFICATION	FY 2014 ACTUAL	FY 2015 AMENDED	FY 2016 PROPOSED
001-0000-329.10-02	SIGN	6,750	6,000	6,000
001-0000-329.10-03	TREE REMOVAL	6,060	-	2,000
001-0000-329.10-04	ALCOH BEV - CITY	3,900	-	-
001-0000-329.10-06	FIRE	25,517	25,000	25,000
001-0000-329.10-08	FIRE - ANNUAL	85,075	65,000	55,000
001-0000-329.10-12	RE-INSPECT (ALL)	4,075	-	3,000
		1,578,691	1,088,000	1,461,000
	FEDERAL GRANTS			
001-0000-331.20-01	ORG CRIME DRUG ENF - OCDETF	41,150	-	-
001-0000-331.20-02	FEDERAL/HIDTA	-	7,740	-
001-0000-332.10-02	FEDERAL GRANTS - BPV (VEST)	2,550	-	-
001-0000-332.10-05	VICTIM ADVOCATE (VOCA/BYRNE)	37,305	39,308	39,308
001-0000-332.10-16	BYRNE MEMORIAL JAG	10,112	-	-
001-0000-332.10-22	HIDTA/OCDETF REIMBURSEMENT	15,633	90,000	45,000
001-0000-332.10-28	ASSISTANCE FOR FIREFIGHTERS GRANT	-	6,880	-
		106,750	143,928	84,308
	STATE SHARED REVENUES			
001-0000-335.12-10	SALES TAX (REVENUE SHARING)	1,425,044	1,470,000	1,425,000
001-0000-335.14-00	MOBILE HOME LICENSES	20,929	25,000	25,000
001-0000-335.15-00	BEVERAGE LICENSES	22,610	20,000	20,000
001-0000-335.18-00	HALF-CENT SALES TAX	3,392,366	3,540,000	3,600,000
001-0000-335.23-00	FIREFIGHTERS SUPPLEMENTAL	36,435	36,000	36,000
001-0000-335.25-00	SEMINOLE COMPACT	99,675	90,000	50,000
001-0000-335.39-01	STREETLIGHT MAINTENANCE	36,126	-	-
001-0000-335.41-00	REBATE MOTOR FUEL	31,013	25,000	25,000
		5,064,198	5,206,000	5,181,000
	COUNTY SHARED REVENUES			
001-0000-337.90-09	BROWARD COUNTY SWIM CENTRAL	20,570	-	15,000
001-0000-338.20-01	BUSINESS TAX RECEIPTS	15,046	25,000	25,000
001-0000-338.90-03	CONTRIBUTION - MINIBUSES	103,275	100,000	-
		138,891	125,000	40,000
	GENERAL GOVERNMENT			
001-0000-341.10-01	FEES - PLAT FILING	8,600	-	5,000
001-0000-341.20-01	ZONING FEES	2,150	1,500	3,000
001-0000-341.20-02	BOARD OF ADJUSTMENT FEES	639	1,000	500
001-0000-341.20-04	COMM REDEV AGENCY	600	-	-
001-0000-341.20-05	REGISTER FORECLOSED PROP	25,050	-	15,000
001-0000-341.20-06	MISC BLDG DEPT	72,495	-	15,129
001-0000-341.30-01	SALE OF PUBLICATIONS	326	1,000	500
001-0000-341.xx-xx	MISCELLANEOUS	1,250	-	-
		111,110	3,500	39,129

CITY OF MARGATE, FLORIDA

FISCAL YEAR 2016

GENERAL FUND

REVENUES

ACCOUNT NUMBER	REVENUE CLASSIFICATION	FY 2014 ACTUAL	FY 2015 AMENDED	FY 2016 PROPOSED
	PUBLIC SAFETY REVENUES			
001-0000-325.20-10	FIRE RESCUE ASSESSMENT	6,225,760	5,900,000	5,900,000
001-0000-342.10-01	POLICE EXTRA DETAIL	186,803	200,000	150,000
001-0000-342.10-02	POLICE CHARGES	242	500	200
001-0000-342.10-04	FEES/ALARM ORDINANCE	6,400	-	7,500
001-0000-342.10-05	FALSE ALARM FEES	-	7,500	-
001-0000-342.20-03	POLICE OFFICER RESOURCE PROGRAM	185,008	185,000	185,000
001-0000-342.20-05	POLICE PROTECT IMPACT	13,242	-	-
001-0000-342.20-06	FIRE IMPACT	10,700	-	-
001-0000-342.31-05	AMBULANCE TRANSPORT FEES	1,749,979	1,250,000	1,100,000
001-0000-342.31-07	FIRE RESCUE FEES - COCONUT CREEK	7,174,395	7,379,641	8,123,500
001-0000-342.xx-xx	MISCELLANEOUS	42	-	-
001-0000-343.40-01	SOLID WASTE CONTRACT	-	-	150,000
001-0000-343.90-01	LOT CLEARING/NUISANCE ABATEMENT	23,209	5,000	10,000
		15,575,780	14,927,641	15,626,200
	CULTURE AND RECREATION			
001-0000-347.24-01	CONCESSIONS	46,909	40,000	56,000
001-0000-347.24-02	RENTAL - CALYPSO COVE	29,415	20,000	20,000
001-0000-347.29-01	RECREATION FACILITIES USE	-	51,500	38,000
001-0000-347.29-02	TAXABLE RECREATION FEE	190,845	125,000	160,000
001-0000-347.29-03	NON-TAXABLE RECREATION FEES	30,575	20,000	20,000
001-0000-347.29-xx	PROGRAM ACTIVITIES FEES	-	132,400	132,400
001-0000-347.29-06	PROG ACTIVITY - CLASS	-	-	12,000
001-0000-347.29-07	FEES/MGT GOLF CLASSIC	-	-	10,000
		297,744	388,900	448,400
	FINES AND FORFEITURES			
001-0000-351.10-01	COURT FINES	208,567	200,000	200,000
001-0000-354.10-01	PARKING VIOLATIONS	2,597	3,000	3,000
001-0000-354.10-02	CODE VIOLATIONS	4,175	-	500
001-0000-354.10-03	SPECIAL MAGISTRATE - CODE VIOLATIONS	247,029	210,000	200,000
001-0000-354.10-05	RED LIGHT CAMERA	480,082	105,000	-
		942,450	518,000	403,500
	MISCELLANEOUS REVENUES			
001-0000-361.10-01	INTEREST INCOME	126,282	160,000	80,000
001-0000-361.10-21	INTEREST INCOME - OTHER	1,291	-	-
001-0000-361.20-18	GAIN/LOSS ON INVESTMENT	(51,698)	-	-
001-0000-364.41-01	SALE OF SURPLUS EQUIPMENT	84,750	40,000	40,000
001-0000-366.90-89	CERT PROGRAM	4,779	-	3,500
001-0000-366.90-91	CONTRIBUTION - NATIONAL NIGHT OUT	1,000	2,000	1,000
001-0000-369.30-01	REFUND PRIOR YEAR EXPEND	(28,694)	-	-
001-0000-369.90-xx	ADMIN SVCS - CDBG, SHIP, & NSP	131,305	70,000	94,052
001-0000-369.90-xx	OTHER MISCELLANEOUS REVENUES	58,725	80,000	50,000
001-0000-369.90-12	LIEN INQUIRY FEES	77,600	-	35,000
001-0000-369.90-15	FARES - MINBUSES	34,858	35,000	-

CITY OF MARGATE, FLORIDA

FISCAL YEAR 2016

GENERAL FUND

REVENUES

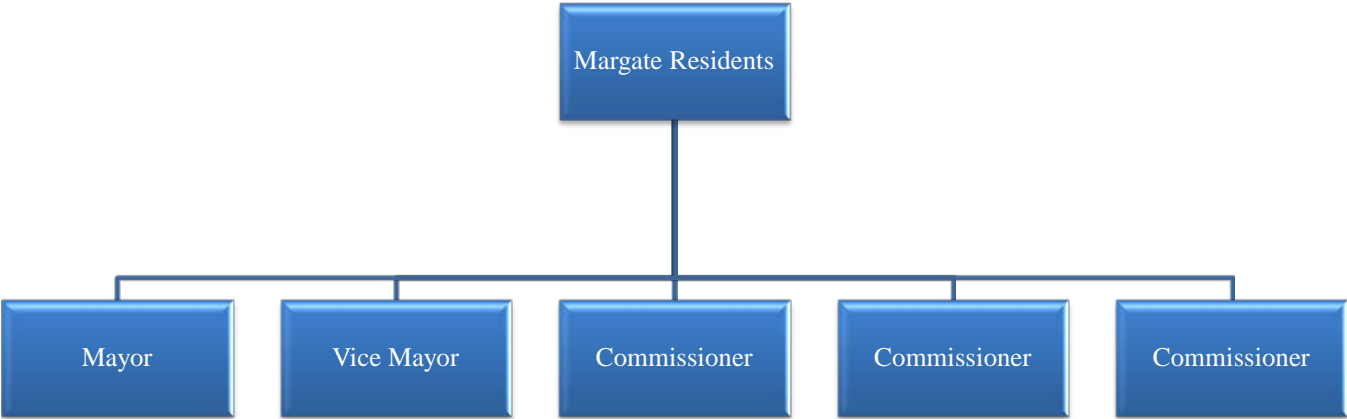
ACCOUNT NUMBER	REVENUE CLASSIFICATION	FY 2014 ACTUAL	FY 2015 AMENDED	FY 2016 PROPOSED
001-0000-369.90-16	ADVERTISING PROCEEDS - MINIBUSES	750	2,500	-
001-0000-369.90-17	ADVERTISING PROCEEDS - BUS SHELTERS	1,812	1,000	-
001-0000-369.90-18	ADVERTISING PROCEEDS - BUS BENCHES	12,993	10,000	10,000
001-0000-369.90-20	RECYCLING PROCEEDS	114,209	100,000	90,000
001-0000-369.90-28	REIMB - PD OVERTIME	338	-	-
001-0000-369.90-29	REIMBURSEMENT FROM CRA	363,000	392,000	600,000
001-0000-369.90-38	ADMIN FEE - SPEC MASTER	14,565	-	5,000
001-0000-369.90-41	REIMBURSEMENT FROM NWFP SR CTR	24,164	24,000	-
001-0000-369.90-49	STATE SURCHARGE RETAIN - BLDG	3,501	-	2,500
001-0000-369.91-01	ADMIN SVCS - ALZHEIMERS FAMILY CTR	4,000	4,000	-
001-0000-369.91-03	AZTEC RV RESORT AGREEMENT	343,073	386,800	386,800
		1,322,603	1,307,300	1,397,852
	OTHER SOURCES/FUND TRANSFERS			
001-0000-381.10-03	WATER & WASTEWATER - TRANSFER	-	1,746,162	-
001-0000-381.10-05	FEDERAL FORFEITURE FUND TRANSFER	275,534	-	-
001-0000-381.10-37	TRANSFER FROM PARAMEDIC FUND	6,088	-	-
001-0000-382.10-01	WATER & WASTEWATER - ROI ALLOCATION	775,000	775,000	1,753,446
001-0000-382.10-02	WATER & WASTEWATER - COST ALLOC	1,434,000	1,462,680	894,941
001-0000-382.10-03	STORMWATER - COST ALLOC	85,000	85,000	200,000
001-0000-389.10-01	GENERAL FUND FUND BALANCE			
	FUTURE EMPLOYEE PAYOUTS	-	-	300,000
	HEALTH INSURANCE	-	-	500,000
	OPEB	-	-	500,000
	VEHICLE REPLACEMENT	-	-	575,000
	CAPITAL PROJECTS -PARKS & REC	-	-	400,000
	UNASSIGNED	-	1,110,025	997,399
001-0000-389.10-10	GENERAL FD BUILDING DEPT RESERVE	-	138,000	170,000
		2,575,622	5,316,867	6,290,786
	TOTAL REVENUES	\$ 53,400,134	\$ 52,950,136	\$ 55,850,675

CITY OF MARGATE, FLORIDA
FISCAL YEAR 2016
SUMMARY OF GENERAL FUND EXPENDITURES

DEPARTMENT / DIVISION	NUMBER OF PERSONNEL PROPOSED	PERSONAL SERVICES	OPERATING EXPENDITURES	CAPITAL OUTLAY	TOTAL EXPENDITURES
CITY COMMISSION	5	\$ 252,214	\$ 173,069	\$ -	\$ 425,283
CITY MANAGER	4	571,538	68,105	-	639,643
FINANCE:					
ACCOUNTING	7	855,191	154,980	10,063	1,020,234
PURCHASING	4	390,167	19,535	5,750	415,452
FINANCE TOTAL	11	1,245,358	174,515	15,813	1,435,686
NON-DEPARTMENTAL	0	1,309,000	3,865,556	10,000	5,184,556
HUMAN RESOURCES	6	662,309	152,380	-	814,689
ECONOMIC DEVELOPMENT	9	721,859	91,180	-	813,039
CITY CLERK	7	575,264	175,320	-	750,584
CITY ATTORNEY	1	367,927	67,555	15,000	450,482
POLICE	147	16,310,867	1,062,885	100,000	17,473,752
FIRE	120	16,009,206	1,096,098	696,000	17,801,304
BUILDING	15	1,134,274	346,755	-	1,481,029
INFORMATION TECHNOLOGY	5	611,846	159,055	57,000	827,901
PUBLIC WORKS:					
ADMINISTRATION	4	456,113	91,200	-	547,313
BUILDINGS	7	555,214	762,130	-	1,317,344
GARAGE	9	784,246	840,300	-	1,624,546
PUBLIC WORKS TOTAL	20	1,795,573	1,693,630	-	3,489,203
PARKS & RECREATION:					
ADMINISTRATION	4	395,206	57,950	-	453,156
RECREATION/SPECIAL ACTIVITIES	30	294,165	220,500	-	514,665
PARKS AND GROUNDS MAINT.	24	1,552,348	935,450	96,700	2,584,498
AQUATICS	38	574,955	136,250	-	711,205
PARKS & RECREATION TOTAL	96	2,816,674	1,350,150	96,700	4,263,524
TOTAL GENERAL FUND	446	\$ 44,383,909	\$ 10,476,253	\$ 990,513	\$ 55,850,675

Notes:
Operating expenditures column includes operating, debt service and grants and aids categories in order to minimize pages.

CITY COMMISSION



CITY COMMISSION

Position Summary				
Position Title	Actual FY 2014	Adopted FY 2015	Amended FY 2015	Proposed FY 2016
Mayor	1	1	1	1
Vice Mayor	1	1	1	1
Commissioner	3	3	3	3
Total Positions	5	5	5	5

CITY COMMISSION

COST CENTER (0110)

PROGRAM DEFINITION AND GOALS

The City Commission is the legislative body of the City and is comprised of five members who are elected at large by the voters of Margate for four year terms. Every November, the five Commissioners elect from among themselves a Mayor and a Vice Mayor to serve a one-year term.

BUDGET EXPENDITURES/EXPENSES

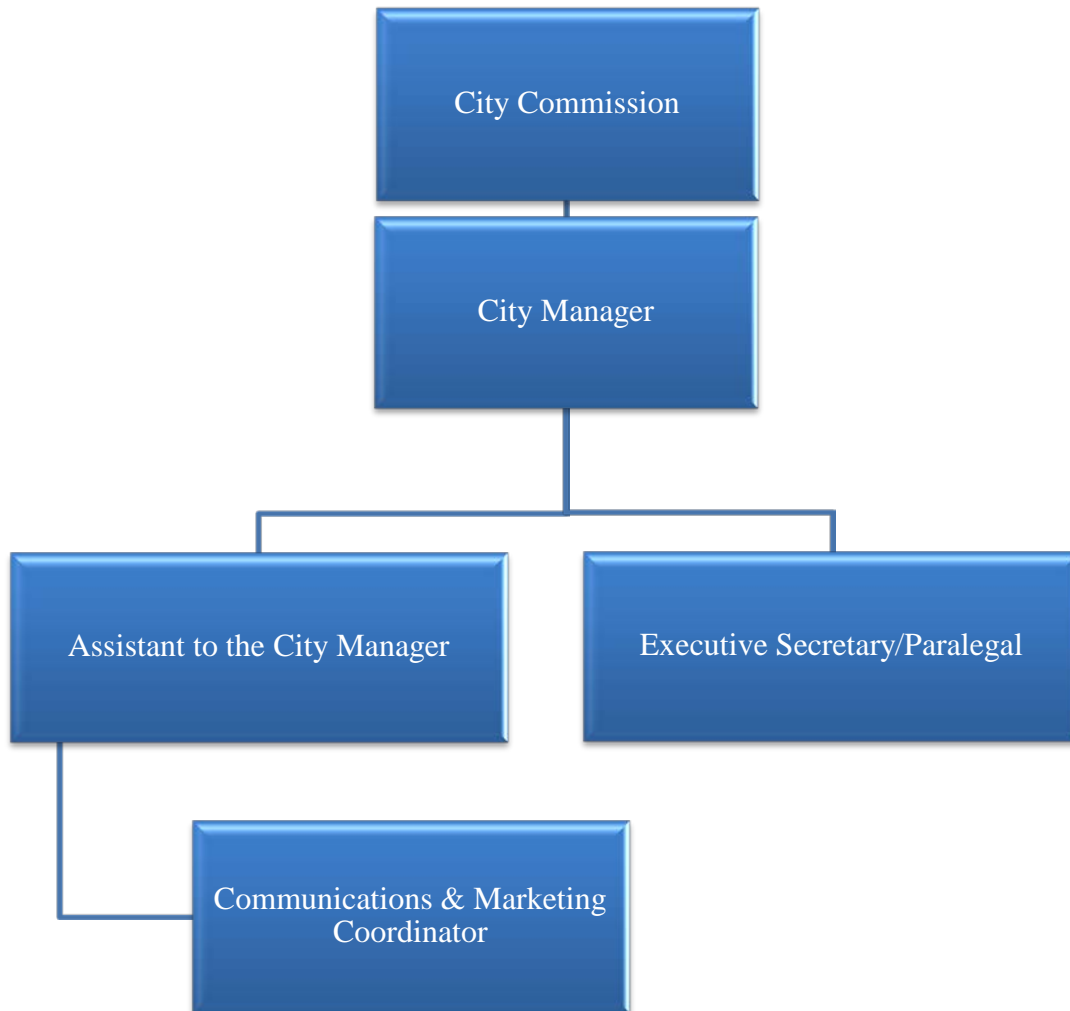
	Actual FY 2014	Amended FY 2015	Proposed FY 2016	\$ Change	% Change
Personal Services	\$ 227,666	\$ 253,614	\$ 252,214	\$ (1,400)	-0.55%
Operating Expenses	34,026	69,000	64,000	(5,000)	-7.25%
Other	96,915	96,620	109,069	12,449	12.88%
TOTAL	\$ 358,607	\$ 419,234	\$ 425,283	\$ 6,049	1.44%

CITY COMMISSION

		FY 2014 ACTUAL	FY 2015 AMENDED	FY 2016 PROPOSED
PERSONAL SERVICES				
001-0110-511.11-01	SAL & WAGES - EXECUTIVE	\$ 139,684	\$ 139,184	\$ 139,184
001-0110-511.13-05	SAL & WAGES-LONGEVITY	3,000	3,000	3,000
001-0110-511.21-01	CONTRIB-SS TAX(EMPLOYER)	8,255	8,850	8,820
001-0110-511.21-02	CONTRIB-MED TAX(EMPLOYER)	1,931	2,100	2,070
001-0110-511.22-01	FRS CONTRIB-EMPLOYER	41,551	65,050	60,110
001-0110-511.22-03	CONTRIBUTION - HEALTH TRUST	-	-	1,430
001-0110-511.23-01	HEALTH & LIFE INS	31,846	34,000	37,600
001-0110-511.91-19	TO EMPLOYEES BENEFIT TRUST	1,399	1,430	-
TOTAL APPROPRIATION		\$ 227,666	\$ 253,614	\$ 252,214
OPERATING EXPENSES				
001-0110-511.30-01	OPERATING EXPENSE	\$ -	\$ 1,500	\$ 1,500
001-0110-511.41-01	COMMUNICATIONS SVCS	2,358	2,500	2,500
001-0110-511.48-01	CERTIFICATE FRAMES	3,100	4,000	4,000
001-0110-511.48-02	PROMOTIONAL ACTIVITY	7,114	8,000	8,000
001-0110-511.52-15	OPERATING SUPPLIES-OTHER	452	7,000	2,000
001-0110-511.52-36	MARGATE COMMUNITY COLLEGE	1,463	2,000	2,000
001-0110-511.54-07	SUBS, MEMBSHP-LEAGUE DUES	10,965	14,000	14,000
001-0110-511.54-11	TRNG, TRVL, PERDIEM-TALERICO	-	6,000	6,000
001-0110-511.54-14	TRNG, TRVL, PERDIEM-PEERMAN	4,426	6,000	6,000
001-0110-511.54-16	TRNG, TRVL, PERDIEM-SIMONE	1,910	6,000	6,000
001-0110-511.54-17	TRNG, TRVL, PERDIEM-RUZZANO	-	6,000	6,000
001-0110-511.54-18	TRNG, TRVL, PERDIEM-B DONOH	1,272	-	-
001-0110-511.54-19	TRNG, TRVL, PERDIEM-BRYAN	966	6,000	6,000
TOTAL APPROPRIATION		\$ 34,026	\$ 69,000	\$ 64,000
GRANTS & AID				
001-0110-511.82-01	CONTRIB-NWFP SENIOR CTR	\$ 37,700	\$ 37,700	\$ 37,700
001-0110-511.82-02	AREA AGENCY ON AGING	39,281	38,346	44,205
001-0110-511.82-04	CONTRIB- CHILD SERVICES	4,300	5,160	5,000
001-0110-511.82-14	CONTRIB-RELAY FOR LIFE	-	-	2,000
001-0110-511.82-15	CITY COMMISSION-GENERAL	12,030	5,000	10,000
001-0110-511.82-16	STUDENT INVLMNT-L PEERMAN	250	2,250	2,000
001-0110-511.82-17	RESIDENTS PROJ-L PEERMAN	3,354	8,164	8,164
TOTAL APPROPRIATION		\$ 96,915	\$ 96,620	\$ 109,069
TOTAL REQUESTED APPROPRIATION		\$ 358,607	\$ 419,234	\$ 425,283

CITY MANAGER'S OFFICE

4 FULL TIME



CITY MANAGER'S OFFICE

Position Summary				
Position Title	Actual FY 2014	Adopted FY 2015	Amended FY 2015	Proposed FY 2016
City Manager	1	1	1	1
Assistant to the City Manager	1	1	1	1
Executive Secretary/ Paralegal	1	1	1	1
Executive Assistant	1	1	1	-
CRA Assistant Director	1	-	-	-
CRA Coordinator ¹	1	1	1	-
Communications & Marketing Coord.	1	1	1	1
Total Positions	7	6	6	4

¹ CRA Coordinator position has been converted to a contract position.

CITY MANAGER'S OFFICE

COST CENTER (0410)

PROGRAM DEFINITION AND GOALS

The City Manager serves as the chief administrative and executive officer for the City of Margate. Duties and functions are specifically defined in Article IV of the Margate City Charter. Major responsibilities include, but are not limited to: preparing and submitting an annual budget and end of year financial report to the City Commission; ensuring all laws and ordinances are enforced; and recommending the adoption of measures as deemed necessary or expedient for the health, safety or welfare of the community or for the improvement of administrative services. The City Manager's Office, in conjunction with the Police and Fire Departments, is also responsible for public information dissemination and marketing.

BUDGET EXPENDITURES/EXPENSES

	Actual FY 2014	Amended FY 2015	Proposed FY 2016	\$ Change	% Change
Personal Services	\$ 830,082	\$ 632,768	\$ 571,538	\$ (61,230)	-9.68%
Operating Expenses	17,128	34,309	68,105	33,796	98.50%
Capital	1,078	-	-	-	0.00%
TOTAL	\$ 848,288	\$ 667,077	\$ 639,643	\$ (27,434)	-4.11%

PERFORMANCE MEASURES

	Actual FY 2014	Target FY 2015	Target FY 2016	% Change
Number of new Twitter followers	N/A	N/A	100	N/A
Number of new Facebook users who "like" the City's Facebook page	N/A	N/A	200	N/A
Number of new downloads of the City's mobile application	N/A	N/A	200	N/A
Number of social media messages posted to both Twitter and Facebook	N/A	N/A	450	N/A
Number of media inquiries handled	N/A	N/A	50	N/A
Number of City news and events publications produced	N/A	N/A	25	N/A

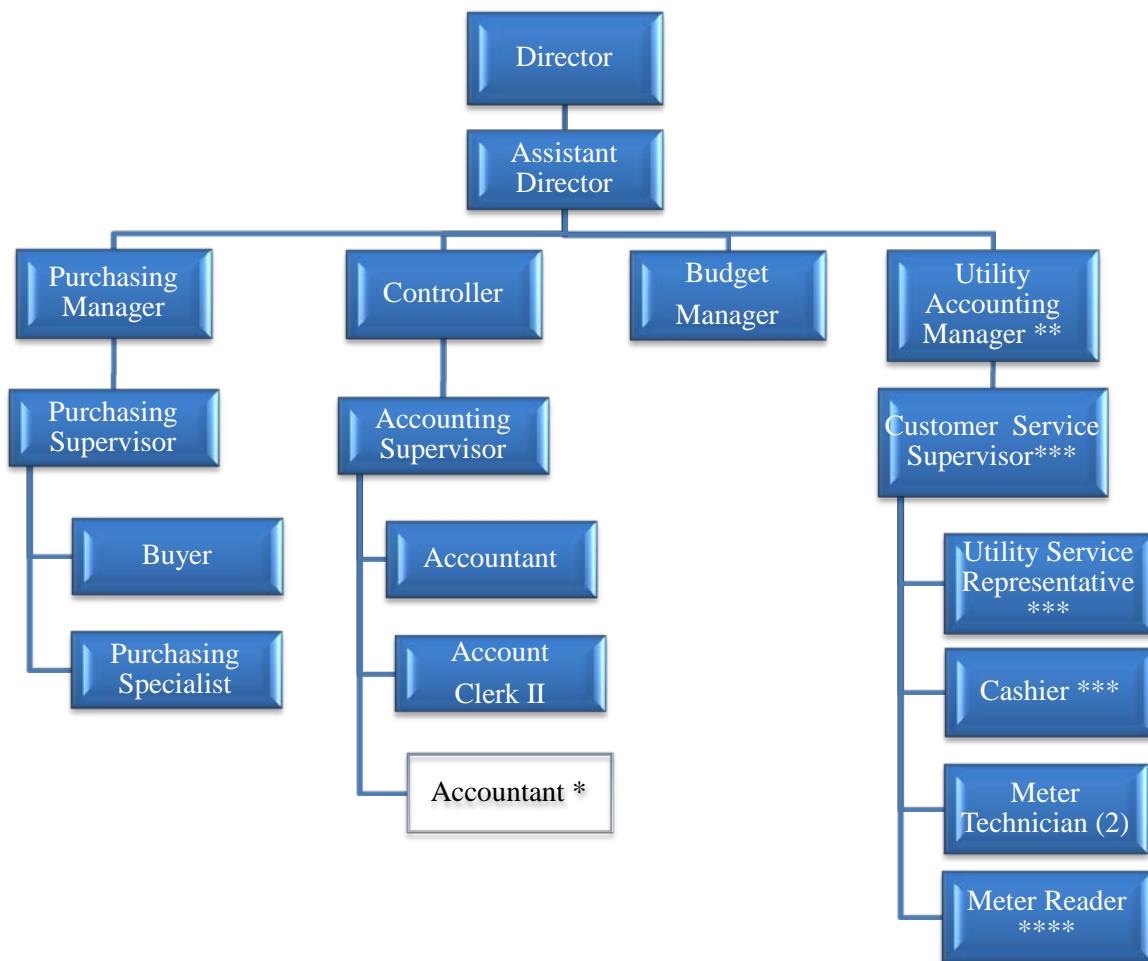
CITY MANAGER

		FY 2014 ACTUAL	FY 2015 AMENDED	FY 2016 PROPOSED
PERSONAL SERVICES				
001-0410-512.11-02	SAL & WAGES-SENIOR MGMNT *	\$ 356,499	\$ -	\$ -
001-0410-512.12-01	SAL & WAGES-REGULAR *	299,061	447,548	417,173
001-0410-512.13-05	SAL & WAGES-LONGEVITY	5,000	2,000	3,000
001-0410-512.15-07	SAL&WAGES-VEHICLE ALLOW	4,429	4,800	4,800
001-0410-512.15-08	SAL&WAGES-VEHICLE BENEFIT	5,029	-	-
001-0410-512.15-09	SAL & WAGES-PHONE ALLOW	2,037	1,920	2,880
001-0410-512.21-01	CONTRIB-SS TAX(EMPLOYER)	28,486	28,300	26,530
001-0410-512.21-02	CONTRIB-MED TAX(EMPLOYER)	7,693	6,650	6,210
001-0410-512.22-01	FRS CONTRIB-EMPLOYER	64,037	57,500	55,100
001-0410-512.22-02	RETIREMENT - 457 PLAN	3,678	11,550	12,140
001-0410-512.22-03	CONTRIBUTION - HEALTH TRUST	-	-	4,205
001-0410-512.23-01	HEALTH & LIFE INS	48,262	68,000	39,500
001-0410-512.91-19	TO EMPLOYEES BENEFIT TRUST	5,871	4,500	-
TOTAL APPROPRIATION		\$ 830,082	\$ 632,768	\$ 571,538
OPERATING EXPENSES				
001-0410-512.30-01	OPERATING EXPENSE	\$ -	\$ -	\$ 2,500
001-0410-512.31-02	PROF'L SVCS-MEDICAL	-	155	155
001-0410-512.31-09	PROF'L SVCS-OTHER	-	1,000	1,000
001-0410-512.34-01	ADVERTISING	-	-	3,000
001-0410-512.40-03	TRAVEL & PER DIEM	-	5,000	5,000
001-0410-512.41-01	COMMUNICATIONS SVCS	1,422	2,204	2,200
001-0410-512.41-06	POSTAGE & PRINTING	131	1,500	22,500
001-0410-512.44-01	RENTALS & LEASES	3,378	5,000	5,000
001-0410-512.46-03	MAINT-OFFICE EQUIPMENT	55	150	150
001-0410-512.46-06	R&M/REPAIR & MAIN SVC	-	-	5,000
001-0410-512.51-01	OFFICE SUPPLIES	3,979	5,000	5,000
001-0410-512.52-15	OPERATING SUPPLIES-OTHER	3,268	7,300	8,000
001-0410-512.54-01	SUBSCRIPTION & MEMBERSHIP	4,895	3,000	4,600
001-0410-512.54-05	EDUCATION & TRAINING	-	4,000	4,000
TOTAL APPROPRIATION		\$ 17,128	\$ 34,309	\$ 68,105
CAPITAL EXPENSES				
001-0410-512.64-06	OFFICE FURNITURE & EQUIP	\$ 1,078	\$ -	\$ -
TOTAL APPROPRIATION		\$ 1,078	\$ -	\$ -
TOTAL REQUESTED APPROPRIATION		\$ 848,288	\$ 667,077	\$ 639,643

* - Senior management salary and wages of \$173,353 is included in salary & wages regular.

FINANCE

11 FULL TIME



* - Accountant position reports to the Finance Department, funded 25% by Senior Center, 75% by CRA

** - Utility Billing Division funded from Water/Wastewater Fund.

*** - Only 4 of 7 positions of Utility Service Representative, Cashier and Customer Service Supervisor will be filled at any given time.

**** - Meter Reader position funded for 4 months.

FINANCE

Position Summary				
Position Title	Actual FY 2014	Adopted FY 2015	Amended FY 2015	Proposed FY 2016
Director of Finance	1	1	1	1
Assistant Director of Finance	1	1	1	1
Controller ³	-	-	-	1
Accounting Supervisor	1	1	1	1
Accountant ⁴	1	1	1	1
Account Clerk II ²	1	1	2	1
Account Clerk ²	1	1	-	-
Budget Manager	-	1	1	1
Total Accounting/Budget Personnel	6	7	7	7
Purchasing Manager	1	1	1	1
Purchasing Supervisor ¹	-	-	1	1
Buyer I ¹	1	1	-	-
Buyer	1	1	1	1
Office Specialist	1	-	-	-
Purchasing Specialist	-	1	1	1
Total Purchasing Personnel	4	4	4	4
Utility Accounting Manager ⁵	1	1	1	-
Utility Service Representative ⁵	2	2	2	-
Cashier ⁵	2	2	2	-
Meter Technician ⁵	1	1	2	-
Meter Reader ⁵	4	4	3	-
Total Utility Billing Personnel	10	10	10	-
Total Positions	20	21	21	11

¹ FY 2015 - Only 1 of 2 positions of Purchasing Supervisor and Buyer I will be filled at any given time.

² FY 2015 - Only 1 of 2 positions of Account Clerk II and Account Clerk will be filled at any given time.

³ FY 2016 - The Controller position is to replace the Accountant who retires November 30, 2015.

⁴ FY 2016 - The Accountant position is to replace the Account Clerk II who retires March 31, 2016.

⁵ FY 2016 - Utility Billing Division funded from Water/Wastewater Fund.

FINANCE

ACCOUNTING/BUDGET DIVISION COST CENTER (0610)

PROGRAM DEFINITION AND GOALS

The Accounting Division oversees major financial functions which includes providing critical support to operating departments, budget, component units, and external customers. The Division is responsible for various functions including the annual audit, financial reporting, accounts payable, accounts receivable, grant reporting, cash management, and administration of various contracts. In addition, the Division is responsible for the preparation and administration of the annual operating and capital improvement budgets.

BUDGET EXPENDITURES /EXPENSES

	Actual FY 2014	Amended FY 2015	Proposed FY 2016	\$ Change	% Change
Personal Services	\$ 1,907,215	\$ 1,795,657	\$ 855,191	\$ (940,466)	-52.37%
Operating Expenses	229,197	256,705	154,980	(101,725)	-39.63%
Capital	-	-	10,063	10,063	100.00%
TOTAL	\$ 2,136,412	\$ 2,052,362	\$ 1,020,234	\$ (1,032,129)	-50.29%

PERFORMANCE MEASURES

	Actual FY 2014	Target FY 2015	Target FY 2016	% Change
Receive Certificate of Achievement for Excellence in Financial Reporting from GFOA	N/A	N/A	Yes	N/A
Percentage of invoices processed within fourteen (14) calendar days of receipt in the Finance Department	N/A	95%	95%	0%
Percentage of budget transfers processed within two (2) business days of receipt in the Finance Department after all approvals have been completed	N/A	95%	95%	0%

FINANCE

		FY 2014 ACTUAL	FY 2015 AMENDED	FY 2016 PROPOSED
ACCOUNTING/BUDGET DIVISION				
PERSONAL SERVICES				
001-0610-513.11-02	SAL & WAGES-SENIOR MGMNT *	\$ 324,631	\$ -	\$ -
001-0610-513.12-01	SAL & WAGES-REGULAR *	1,088,933	1,253,877	623,304
001-0610-513.13-05	SAL & WAGES-LONGEVITY	30,000	27,000	6,167
001-0610-513.14-01	SAL & WAGES-OVERTIME	11,396	5,000	500
001-0610-513.15-07	SAL&WAGES-VEHICLE ALLOW	2,807	-	3,600
001-0610-513.15-09	SAL & WAGES-PHONE ALLOW	1,804	1,920	960
001-0610-513.21-01	CONTRIB-SS TAX(EMPLOYER)	76,002	80,000	39,350
001-0610-513.21-02	CONTRIB-MED TAX(EMPLOYER)	20,684	19,000	9,210
001-0610-513.22-01	FRS CONTRIB-EMPLOYER	116,076	120,000	65,200
001-0610-513.22-03	CONTRIBUTION - HEALTH TRUST	-	-	6,300
001-0610-513.23-01	HEALTH & LIFE INS	222,731	276,000	100,600
001-0610-513.91-19	TO EMPLOYEES BENEFIT TRUST	12,152	12,860	-
TOTAL APPROPRIATION		\$ 1,907,215	\$ 1,795,657	\$ 855,191
OPERATING EXPENSES				
001-0610-513.30-92	CREDIT CARD PYMT CHARGES	\$ 5,831	\$ 2,000	\$ 500
001-0610-513.31-02	PROFL SVCS-MEDICAL	-	255	200
001-0610-513.32-01	ACCOUNTING & AUDITING	79,400	82,300	84,700
001-0610-513.34-01	ADVERTISING	2,483	4,000	-
001-0610-513.34-16	CONTRACTUAL SVCS-OTHER	5,797	-	-
001-0610-513.40-03	TRAVEL & PER DIEM	49	750	1,000
001-0610-513.41-06	POSTAGE & PRINTING	53,700	56,000	1,000
001-0610-513.44-01	RENTALS & LEASES	4,258	6,000	3,500
001-0610-513.46-03	MAINT-OFFICE EQUIPMENT	970	2,000	1,500
001-0610-513.46-06	REPAIR & MAINTENANCE SVCS	52,021	67,000	46,500
001-0610-513.49-01	FILING/RECORDING FEE	2,554	2,500	-
001-0610-513.52-15	OPERATING SUPPLIES-OTHER	14,954	25,900	9,000
001-0610-513.54-01	SUBSCRIPTION & MEMBERSHIP	7,179	2,000	2,780
001-0610-513.54-05	EDUCATION & TRAINING	-	6,000	4,300
TOTAL APPROPRIATION		\$ 229,197	\$ 256,705	\$ 154,980
CAPITAL EXPENSES				
001-0610-512.62-05	RENOVATION & CONSTRUCTION	\$ -	\$ -	\$ 10,063
TOTAL APPROPRIATION		\$ -	\$ -	\$ 10,063
TOTAL REQUESTED APPROPRIATION		\$ 2,136,412	\$ 2,052,362	\$ 1,020,234

* - Senior management salary and wages of \$120,105 is included in salary & wages regular.

FINANCE

PURCHASING DIVISION* COST CENTER (0620)

PROGRAM DEFINITION AND GOALS

The Purchasing Division works to procure goods, materials, services, and construction contracts for the City, in an ethical and professional manner. This is accomplished utilizing accepted procurement methods (including Florida State Statutes, City Code of Ordinances, etc.) in the preparation and distribution of quotes, bids, letters of interest and requests for proposals. In addition to the above, the Purchasing Division provides support services for the Community Redevelopment Agency, including formal bid procurement. The division also directs the disposition of vehicles, equipment, and other surplus items; administers various City contracts; and maintains the annual City inventory.

BUDGET EXPENDITURES /EXPENSES

	Actual FY 2014	Amended FY 2015	Proposed FY 2016	\$ Change	% Change
Personal Services	\$ -	\$ -	\$ 390,167	\$ 390,167	100.00%
Operating Expenses	-	-	19,535	19,535	100.00%
Capital	-	-	5,750	5,750	100.00%
TOTAL	\$ -	\$ -	\$ 415,452	\$ 415,452	100.00%

* - Purchasing Division's budget was previously included in Finance Department's total budget.

PERFORMANCE MEASURES

	Actual FY 2014	Target FY 2015	Target FY 2016	% Change
Percentage of letters of introduction received from prospective vendors that are categorized and recorded using Purchasing's uniform commodity codes within three (3) business days of the letter's receipt	N/A	95%	95%	0%
Percentage of new formal solicitations for bids, RFPs, RFQs, etc. submitted to the IT Department for updating to the City's website within two (2) business days from the legal advertisement date	N/A	95%	95%	0%
Percentage of employees issued a purchasing card (p-card) who attended an annual p-card user training class	N/A	95%	95%	0%

FINANCE

		FY 2014 ACTUAL		FY 2015 AMENDED		FY 2016 PROPOSED
PURCHASING DIVISION *						
PERSONAL SERVICES						
001-0620-513.12-01	SAL & WAGES-REGULAR	\$	-	\$	-	\$ 275,712
001-0620-513.13-05	SAL & WAGES-LONGEVITY		-		-	6,000
001-0620-513.14-01	SAL & WAGES-OVERTIME		-		-	500
001-0620-513.15-09	SAL & WAGES-PHONE ALLOW		-		-	960
001-0620-513.21-01	CONTRIB-SS TAX(EMPLOYER)		-		-	17,560
001-0620-513.21-02	CONTRIB-MED TAX(EMPLOYER)		-		-	4,110
001-0620-513.22-01	FRS CONTRIB-EMPLOYER		-		-	20,500
001-0620-513.22-03	CONTRIBUTION - HEALTH TRUST		-		-	2,825
001-0620-513.23-01	HEALTH & LIFE INS		-		-	62,000
TOTAL APPROPRIATION		\$	-	\$	-	\$ 390,167
OPERATING EXPENSES						
001-0620-513.31-02	PROFL SVCS-MEDICAL	\$	-	\$	-	\$ 100
001-0620-513.34-01	ADVERTISING		-		-	3,000
001-0620-513.40-03	TRAVEL & PER DIEM		-		-	125
001-0620-513.41-06	POSTAGE & PRINTING		-		-	1,700
001-0620-513.44-01	RENTALS & LEASES		-		-	1,600
001-0620-513.46-03	MAINT-OFFICE EQUIPMENT		-		-	360
001-0620-513.46-06	REPAIR & MAINTENANCE SVCS		-		-	7,500
001-0620-513.52-15	OPERATING SUPPLIES-OTHER		-		-	2,500
001-0620-513.54-01	SUBSCRIPTION & MEMBERSHIP		-		-	650
001-0620-513.54-05	EDUCATION & TRAINING		-		-	2,000
TOTAL APPROPRIATION		\$	-	\$	-	\$ 19,535
CAPITAL EXPENSES						
001-0620-512.62-05	RENOVATION & CONSTRUCTION	\$	-	\$	-	\$ 5,750
TOTAL APPROPRIATION		\$	-	\$	-	\$ 5,750
TOTAL REQUESTED APPROPRIATION		\$	-	\$	-	\$ 415,452
FINANCE	TOTAL REQUESTED APPROPRIATION	\$	2,136,412	\$	2,052,362	\$ 1,435,686

* - Purchasing Division's budget was previously included in Finance Department's total budget.

NON-DEPARTMENTAL

COST CENTER (0710)

PROGRAM DEFINITION AND GOALS

Non-Departmental refers to activities, revenues, and expenditures that are not assigned to a department. It encompasses retiree benefits, final leave payouts and operating dollars that support general management, as well as centralized administrative support functions, or non-program related activities.

BUDGET EXPENDITURES/EXPENSES

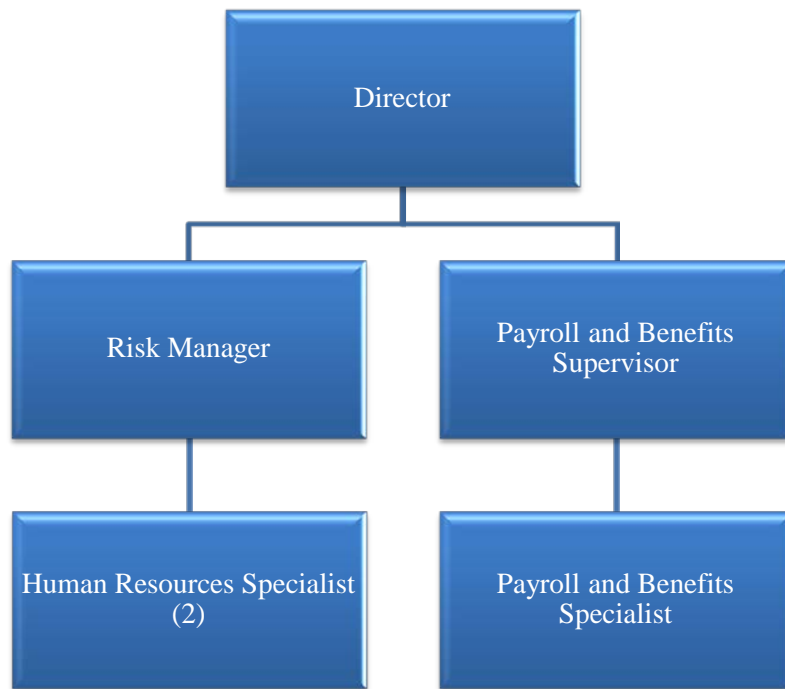
	Actual FY 2014	Amended FY 2015	Proposed FY 2016	\$ Change	% Change
Personal Services	\$ 756,816	\$ 884,000	\$ 1,309,000	\$ 425,000	48.08%
Operating Expenses	394,001	904,900	725,600	(179,300)	-19.81%
Capital	53,236	25,000	10,000	(15,000)	-60.00%
Other	4,307,400	3,682,255	3,139,956	(542,299)	-14.73%
TOTAL	\$ 5,511,453	\$ 5,496,155	\$ 5,184,556	\$ (311,599)	-5.67%

NON-DEPARTMENTAL

		FY 2014 ACTUAL	FY 2015 AMENDED	FY 2016 PROPOSED
PERSONAL SERVICES				
001-0710-519.1x.xx	ACCRUED LEAVE PAYOUTS	\$ -	\$ -	\$ 300,000
001-0710-519.23-14	RETIREE - PREMIUM	754,382	875,000	1,000,000
001-0710-519.25-01	UNEMPLOYMNT COMP-PAYMENTS	2,434	9,000	9,000
	TOTAL PERSONAL SERVICES	\$ 756,816	\$ 884,000	\$ 1,309,000
OPERATING EXPENSES				
001-0710-519.30-04	COMPUTER SERVICES	\$ 23,020	\$ 10,400	\$ -
001-0710-519.30-10	EMERGENCY PREPAREDNESS	2,203	20,000	2,000
001-0710-519.31-02	PROFL SVCS-MEDICAL	-	10,000	10,000
001-0710-519.31-30	PROF SVC-SPEC MAGISTRATE	8,787	7,500	10,000
001-0710-519.31-58	PROF SV-ACTUARIAL GASB 45	8,500	10,000	4,000
001-0710-519.31-61	PROF SERV-LABOR DISPUTES	-	10,000	10,000
001-0710-519.31-64	PROF SVCS- ARBITRAGE CALC	4,660	2,800	-
001-0710-519.31-72	SPEC MAGISTRATE-RED LIGHT	2,475	7,200	-
001-0710-519.31-73	CONSULTANT	2,475	12,200	-
001-0710-519.34-01	ADVERTISING	(1,576)	-	-
001-0710-519.34-38	RECYCLING	2,030	3,000	3,000
001-0710-519.34-45	CONTR SVCS-DEMOLITION	6,000	-	-
001-0710-519.34-46	CONTRACT SVCS-LOBBYIST	37,500	40,000	40,000
001-0710-519.34-48	CONTRACT SVCS-CODE RED	5,000	5,000	5,000
001-0710-519.34-57	CONTRACT SVCS-ATS	239,382	60,000	-
001-0710-519.34-61	STRATEGIC PLNNG-RETREAT	18,218	-	-
001-0710-519.39-03	OPER EXP-BANK FEES	-	76,800	69,600
001-0710-519.39-04	OPERATING EXP-REBRANDING	-	40,000	10,000
001-0710-519.41-01	COMMUNICATIONS SVCS	23,718	35,000	35,000
001-0710-519.41-06	POSTAGE & PRINTING	877	10,000	2,000
001-0710-519.45-27	INSURANCE CHARGES	-	500,000	400,000
001-0710-519.54-13	ED & TRAINING FPE & NON-B	10,732	45,000	30,000
001-0710-519.55-08	SOLID WASTE EXPENSES	-	-	75,000
001-0710-519.xx-xx	PUBLIC ART PROGRAM	-	-	20,000
	TOTAL APPROPRIATION	\$ 394,001	\$ 904,900	\$ 725,600
CAPITAL EXPENSES				
001-0710-519.64-06	OFFICE FURNITURE & EQUIP	\$ 10,950	\$ -	\$ -
001-0710-519.65-56	SECURITY SYSTEM	11,303	25,000	10,000
001-0710-519.65-73	CITY WEB REFRESH PROJECT	30,983	-	-
	TOTAL APPROPRIATION	\$ 53,236	\$ 25,000	\$ 10,000
GRANTS & AID				
001-0710-519.81-01	CONTRIBUTIONS-CRA	\$ -	\$ 1,989,887	\$ 2,119,656
001-0710-519.81-02	CONTRIB-NWFPSC(FRS)	-	42,000	42,000
001-0710-519.81-03	CONTRB-NWFPSC/ECA & COUNS	-	53,300	53,300
	TOTAL APPROPRIATION	\$ -	\$ 2,085,187	\$ 2,214,956
TRANSFERS & CONTINGENCY				
001-0710-519.91-02	CONTINGENCY	\$ 273,073	\$ 1,597,068	\$ 500,000
001-0710-581.91-09	TO SPEC ACTIVITIES FUND	2,000	-	-
001-0710-581.91-14	TRANS-TO INSURANCE FUND	1,000,000	-	-
001-0710-581.91-15	TRANS TO CAPITAL IMPRV FD	757,664	-	-
001-0710-581.91-18	TRANS TO CRA FUND	2,182,236	-	-
001-0710-581.91-22	TRANS-NWFPSC (FRS)	39,127	-	-
001-0710-581.91-23	TRANS-NWFPSC(ECA & COUNS)	53,300	-	-
001-0710-581.91-15	TRANS TO CAPITAL IMPRV FD	-	-	425,000
	TOTAL APPROPRIATION	\$ 4,307,400	\$ 1,597,068	\$ 925,000
	TOTAL REQUESTED APPROPRIATION	\$ 5,511,453	\$ 5,496,155	\$ 5,184,556

HUMAN RESOURCES

6 FULL TIME



HUMAN RESOURCES

Position Summary				
Position Title	Actual FY 2014	Adopted FY 2015	Amended FY 2015	Adopted FY 2016
Director of Human Resources	1	1	1	1
Risk Manager	1	1	1	1
Payroll and Benefits Supervisor	1	1	1	1
Payroll and Benefits Specialist	1	1	1	1
Human Resources Specialist	2	2	2	2
Total Positions	6	6	6	6

HUMAN RESOURCES

COST CENTER (0810)

PROGRAM DEFINITION AND GOALS

The Human Resources Department team serves the City of Margate and its employees by hiring and retaining the best possible candidates; managing pay and benefits; providing payroll services; managing risk and liabilities; delivering training, employee coaching; partnering in collective bargaining; and contributing as an important strategic partner in all areas of City operations. Human Resources assists City departments with any organizational issue that touches employees in some way.

BUDGET EXPENDITURES/EXPENSES

	Actual FY 2014	Amended FY 2015	Proposed FY 2016	\$ Change	% Change
Personal Services	\$ 593,913	\$ 612,872	\$ 662,309	\$ 49,437	8.07%
Operating Expenses	43,611	36,830	152,380	115,550	313.74%
TOTAL	\$ 637,524	\$ 649,702	\$ 814,689	\$ 164,987	25.39%

PERFORMANCE MEASURES

	Actual FY 2014	Target FY 2015	Target FY 2016	% Change
Number of employee training/educational opportunities offered	N/A	10	5	-50%
Number of City policies or code sections revised or created	N/A	20	10	-50%
Percentage of new Workers' Compensation claims where the employee is at maximum medical improvement (MMI) within 60 days of claim	N/A	N/A	75%	N/A

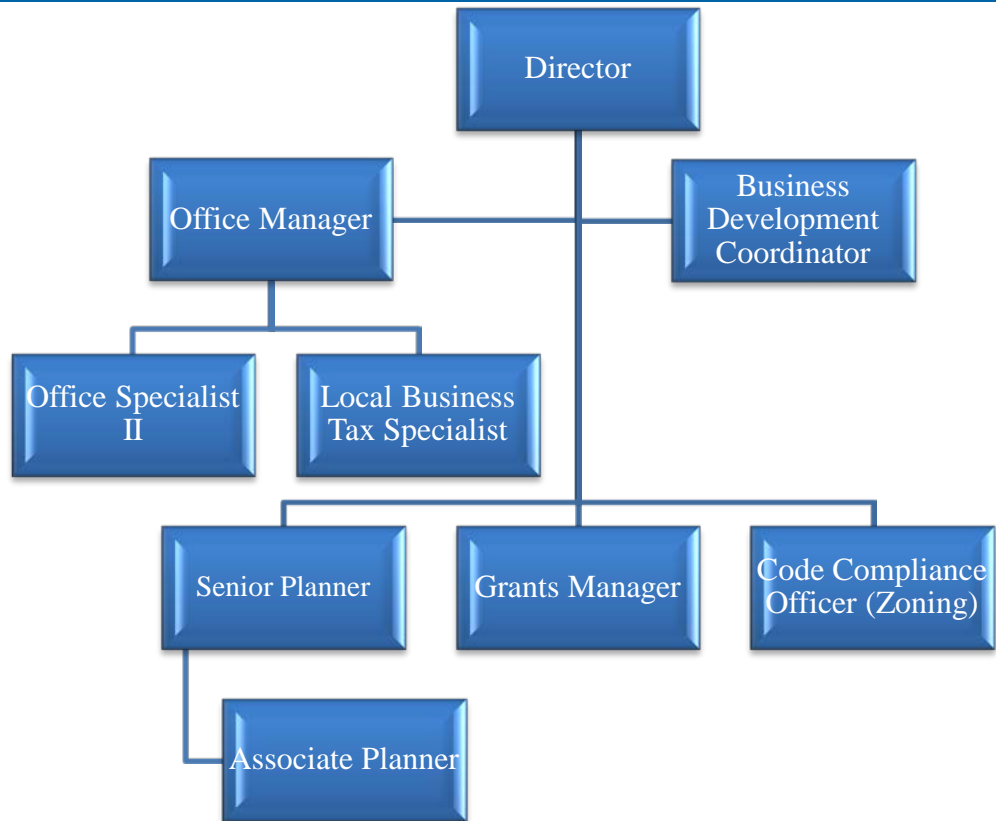
HUMAN RESOURCES

		FY 2014 ACTUAL	FY 2015 AMENDED	FY 2016 PROPOSED
PERSONAL SERVICES				
001-0810-513.11-02	SAL & WAGES-SENIOR MGMNT *	\$ 123,087	\$ -	\$ -
001-0810-513.12-01	SAL & WAGES-REGULAR *	302,113	426,752	464,709
001-0810-513.13-05	SAL & WAGES-LONGEVITY	8,000	10,000	10,000
001-0810-513.14-01	SAL & WAGES-OVERTIME	-	1,000	1,000
001-0810-513.15-07	SAL&WAGES-VEHICLE ALLOW	-	-	3,600
001-0810-513.15-09	SAL & WAGES-PHONE ALLOW	1,570	1,920	1,920
001-0810-513.21-01	CONTRIB-SS TAX(EMPLOYER)	26,091	27,400	29,840
001-0810-513.21-02	CONTRIB-MED TAX(EMPLOYER)	6,145	6,400	6,980
001-0810-513.22-01	FRS CONTRIB-EMPLOYER	45,476	53,000	57,600
001-0810-513.22-03	CONTRIBUTION - HEALTH TRUST	-	-	4,760
001-0810-513.23-01	HEALTH & LIFE INS	77,126	82,000	81,900
001-0810-513.91-19	TO EMPLOYEES BENEFIT TRUST	4,305	4,400	-
TOTAL APPROPRIATION		\$ 593,913	\$ 612,872	\$ 662,309
OPERATING EXPENSES				
001-0810-513.30-01	OPERATING EXPENSE	\$ 2,196	\$ 4,000	\$ 8,000
001-0810-513.30-05	CIVIL SERVICE BOARD	-	250	250
001-0810-513.31-02	PROFL SVCS-MEDICAL	12,985	130	130
001-0810-513.31-09	PROFL SVCS-OTHER	-	2,500	17,500
001-0810-513.31-51	PROF SVCS-MEDICAL(FINC)	225	-	-
001-0810-513.31-52	PROF SVCS-MEDICAL(CCLERK)	75	-	-
001-0810-513.31-53	PROF SVCS-MEDICAL(PD)	10,888	-	-
001-0810-513.31-54	PROF SCVS-MEDICAL(FIRE)	2,471	-	-
001-0810-513.31-56	PROF SVCS-MEDICAL(PWKS)	929	-	-
001-0810-513.31-57	PROF SVCS-MEDICAL(PREC)	1,865	-	-
001-0810-513.34-01	ADVERTISING	1,368	4,400	4,400
001-0810-513.34-65	PAYROLL PROCESSING	-	-	93,000
001-0810-513.40-03	TRAVEL & PER DIEM	-	1,150	1,250
001-0810-513.41-01	COMMUNICATIONS SVCS	-	500	500
001-0810-513.41-08	PRINTING	-	500	500
001-0810-513.44-01	RENTALS & LEASES	3,615	5,700	5,700
001-0810-513.46-03	MAINT-OFFICE EQUIPMENT	215	850	850
001-0810-513.51-01	OFFICE SUPPLIES	3,882	9,000	9,000
001-0810-513.54-01	SUBSCRIPTION & MEMBERSHIP	2,897	1,000	1,000
001-0810-513.54-05	EDUCATION & TRAINING	-	5,850	9,300
001-0810-513.55-02	VOLUNTEER SERVICES	-	1,000	1,000
TOTAL APPROPRIATION		\$ 43,611	\$ 36,830	\$ 152,380
TOTAL REQUESTED APPROPRIATION		\$ 637,524	\$ 649,702	\$ 814,689

* - Senior management salary and wages of \$140,764 is included in salary & wages regular.

ECONOMIC DEVELOPMENT

9 FULL TIME



ECONOMIC DEVELOPMENT

Position Summary				
Position Title	Actual FY 2014	Adopted FY 2015	Amended FY 2015	Proposed FY 2016
Director of Economic Development	1	1	1	1
Senior Planner	-	-	-	1
Associate Planner	2	2	2	1
Grants Manager ¹	1	1	1	1
Office Specialist II	1	1	1	1
Economic Development Assistant	1	1	-	-
Office Manager	-	-	1	1
Code Compliance Officer (Zoning)	1	1	1	1
Business Development Coord. ²	-	-	-	1
Local Business Tax Specialist ³	-	-	-	1
Total Positions	7	7	7	9

¹ A portion of salary funded from Grants.

² Business Development Coordinator - 75% funded by CRA

³ Local Business Tax Specialist is funded for 3 months in preparation for an upcoming retirement.

ECONOMIC DEVELOPMENT

COST CENTER (1110)

PROGRAM DEFINITION AND GOALS

The Economic Development Department assists and promotes the economic vitality of the City by attracting, retaining and expanding targeted industries, including a special focus on small business growth; increasing the local tax base; fostering partnerships; and promoting job opportunities for its residents. In addition, the Economic Development Department carries out all planning and zoning functions, state and federal housing grant administration, and oversees local business tax receipts to further fulfill the immediate needs and long-term visions of the City.

BUDGET EXPENDITURES/EXPENSES

	Actual FY 2014	Amended FY 2015	Proposed FY 2016	\$ Change	% Change
Personal Services	\$ 510,727	\$ 560,539	\$ 721,859	\$ 161,320	28.78%
Operating Expenses	20,759	62,180	91,180	29,000	46.64%
TOTAL	\$ 531,486	\$ 622,719	\$ 813,039	\$ 190,320	30.56%

PERFORMANCE MEASURES

	Actual FY 2014	Target FY 2015	Target FY 2016	% Change
Number of educational meetings with the Code Compliance Division	N/A	2	2	0%
Number of outreach and networking meetings attended by a City representative	N/A	12	12	0%
Number of City of Margate Comprehensive Plan elements updated	N/A	2	2	0%
Number of new Local Business Tax Receipts (LBTR) applications	N/A	100	150	50%
Number of intergovernmental coordination meetings (i.e. MPO, school board, planner groups) attended by staff	N/A	24	24	0%
Number of Neighborhood Stabilization Program (NSP) grants awarded to individuals	N/A	3	3	0%
Number of Community Development Block Grants (CDBG) awarded to individuals	N/A	5	5	0%
Number of new jobs created due to business relocations, expansion and redevelopment	N/A	25	25	0%

PERFORMANCE MEASURES				
	Actual FY 2014	Target FY 2015	Target FY 2016	% Change
Percentage of business growth within the City (i.e. business growth rate)	N/A	2%	2%	0%
Percentage of Local Business Tax Receipts (LBTR) renewed on time	N/A	75%	75%	0%
Percentage of residential property value change within the city	N/A	3%	3%	0%
Percentage of non-residential property value change within the city	N/A	3%	3%	0%
Percentage of zoning confirmation letters processed within 7 days	N/A	85%	85%	0%
Non-residential vacancy rates	N/A	10%	10%	0%

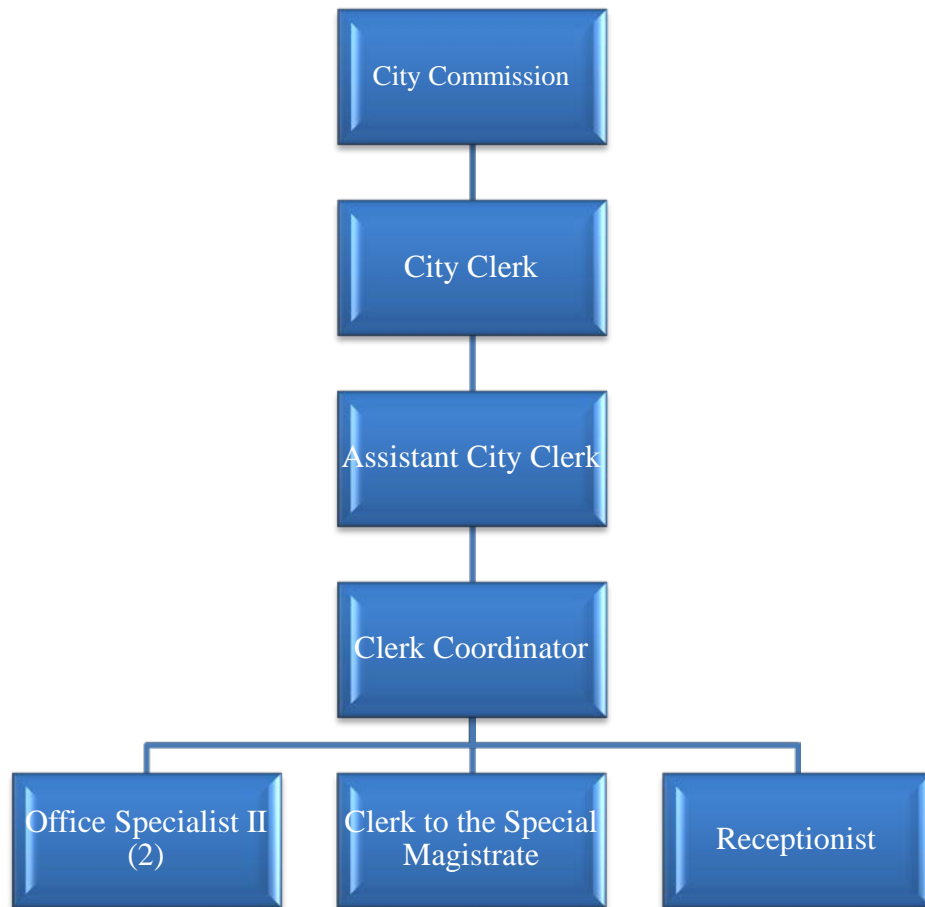
ECONOMIC DEVELOPMENT

		FY 2014 ACTUAL	FY 2015 AMENDED	FY 2016 PROPOSED
PERSONAL SERVICES				
001-1110-554.11-02	SAL & WAGES-SENIOR MGMNT *	\$ 88,222	\$ -	\$ -
001-1110-554.12-01	SAL & WAGES-REGULAR *	291,914	401,459	503,174
001-1110-554.13-05	SAL & WAGES-LONGEVITY	5,000	5,000	7,000
001-1110-554.14-01	SAL & WAGES-OVERTIME	1,245	5,000	5,000
001-1110-554.15-07	SAL&WAGES-VEHICLE ALLOW	-	-	3,600
001-1110-554.15-09	SAL & WAGES-PHONE ALLOW	995	960	960
001-1110-554.21-01	CONTRIB-SS TAX(EMPLOYER)	23,021	26,000	32,230
001-1110-554.21-02	CONTRIB-MED TAX(EMPLOYER)	5,384	6,000	7,540
001-1110-554.22-01	FRS CONTRIB-EMPLOYER	40,541	46,000	54,900
001-1110-554.22-03	CONTRIBUTION - HEALTH TRUST	-	-	5,155
001-1110-554.23-01	HEALTH & LIFE INS	47,524	66,000	102,300
001-1110-554.91-19	TO EMPLOYEES BENEFIT TRUST	6,881	4,120	-
TOTAL APPROPRIATION		\$ 510,727	\$ 560,539	\$ 721,859
OPERATING EXPENSES				
001-1110-554.30-01	OPERATING EXPENSE	\$ 617	\$ 3,500	\$ 6,000
001-1110-554.30-06	ZONING BOARD	23	200	200
001-1110-554.30-07	BOARD OF ADJUSTMENTS	-	200	200
001-1110-554.30-92	CREDIT CARD PYMT CHARGES	-	5,000	5,000
001-1110-554.31-02	PROFL SVCS-MEDICAL	-	130	130
001-1110-554.31-09	PROFL SVCS-OTHER	-	5,000	-
001-1110-554.31-12	GRANT WRITING SERVICES	-	3,500	5,000
001-1110-554.34-41	CONTRACTUAL SERV-PLANNING	1,620	17,500	40,000
001-1110-554.40-03	TRAVEL & PER DIEM	-	6,250	6,250
001-1110-554.41-01	COMMUNICATIONS SVCS	1,194	3,500	2,500
001-1110-554.41-06	POSTAGE & PRINTING	870	3,000	3,000
001-1110-554.46-06	REPAIR & MAINTENANCE SVCS	-	4,628	4,900
001-1110-554.51-01	OFFICE SUPPLIES	1,837	2,400	2,500
001-1110-554.52-15	OPERATING SUPPLIES-OTHER	1,814	1,872	2,500
001-1110-554.54-01	SUBSCRIPTION & MEMBERSHIP	12,784	2,500	10,000
001-1110-554.54-05	EDUCATION & TRAINING	-	3,000	3,000
TOTAL APPROPRIATION		\$ 20,759	\$ 62,180	\$ 91,180
TOTAL REQUESTED APPROPRIATION		\$ 531,486	\$ 622,719	\$ 813,039

* - Senior management salary and wages of \$101,742 is included in salary & wages regular.

CITY CLERK'S OFFICE

7 FULL TIME



CITY CLERK'S OFFICE

Position Summary				
Position Title	Actual FY 2014	Adopted FY 2015	Amended FY 2015	Proposed FY 2016
City Clerk	1	1	1	1
Assistant City Clerk	1	1	1	1
Clerk Coordinator	1	1	1	1
Clerk to the Special Magistrate	1	1	1	1
Office Specialist II	2	2	2	2
Receptionist	1	1	1	1
Total Positions	7	7	7	7

CITY CLERK'S OFFICE

COST CENTER (1210)

PROGRAM DEFINITION AND GOALS

The City Clerk's Office is comprised of skilled professionals that serve the City Commission by providing the highest level of courteous customer service. The City Clerk's Office is responsible for noticing City Commission meetings, maintaining minutes of proceedings of the City Commission and appointed boards, processing Public Records Requests, conducting City elections, processing lien searches and performing any duties required by the Charter, City Ordinances or by the City Commission. The City Clerk also serves as the Records Management Liaison Office for the City to the State of Florida.

BUDGET EXPENDITURES/EXPENSES

	Actual FY 2014	Amended FY 2015	Proposed FY 2016	\$ Change	% Change
Personal Services	\$ 532,016	\$ 521,776	\$ 575,264	\$ 53,488	10.25%
Operating Expenses	140,003	191,175	175,320	(15,855)	-8.29%
Capital	-	11,000	-	(11,000)	-100.00%
TOTAL	\$ 672,019	\$ 723,951	\$ 750,584	\$ 26,633	3.68%

PERFORMANCE MEASURES

	Actual FY 2014	Target FY 2015	Target FY 2016	% Change
Percentage of agendas published and posted on Granicus three (3) business days before a regular City Commission meeting	N/A	95%	95%	0%
Percentage of public records requests acknowledged by departments within two (2) business days	N/A	90%	90%	0%
Number of expedited lien searches completed within one (1) business day of receipt of request	N/A	N/A	300	N/A
Number of lien searches completed within one (1) week of receipt of request (exception - 24 hour rush requests)	N/A	N/A	1,500	N/A
Number of lien searches logged into the tracking spreadsheet within one (1) business day of receipt	N/A	N/A	1,600	N/A
Percentage of regular City Commission meeting audio files posted on Granicus within one (1) business day of end of meeting	N/A	90%	90%	0%

PERFORMANCE MEASURES				
	Actual FY 2014	Target FY 2015	Target FY 2016	% Change
Percentage of resolutions and ordinances signed, finalized, and scanned within one (1) week from regular City Commission meeting date	N/A	85%	85%	0%
Percentage of City Commission calendars uploaded to Dropbox every Thursday by end of business day	N/A	95%	90%	-5%
Percentage of election-related reports (including Campaign Treasury Reports) posted to the City website within two (2) business days of receipt	N/A	95%	90%	-5%
Percentage of past meeting notices removed from City Bulletin Board within one (1) business day of end of meeting	N/A	90%	90%	0%

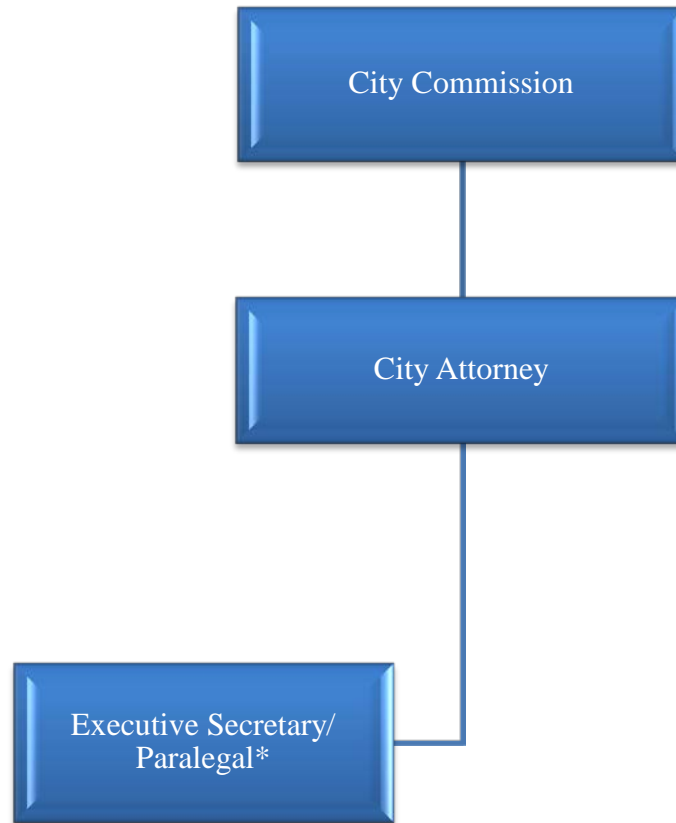
CITY CLERK

		FY 2014 ACTUAL	FY 2015 AMENDED	FY 2016 PROPOSED
PERSONAL SERVICES				
001-1210-513.11-02	SAL & WAGES-SENIOR MGMNT *	\$ 125,848	\$ -	\$ -
001-1210-513.12-01	SAL & WAGES-REGULAR *	277,860	378,606	412,574
001-1210-513.13-05	SAL & WAGES-LONGEVITY	7,000	8,000	8,000
001-1210-513.14-01	SAL & WAGES-OVERTIME	1,714	2,000	2,000
001-1210-513.15-07	SAL&WAGES-VEHICLE ALLOW	3,484	3,600	3,600
001-1210-513.15-09	SAL & WAGES-PHONE ALLOW	917	1,920	1,920
001-1210-513.21-01	CONTRIB-SS TAX(EMPLOYER)	25,011	24,500	26,550
001-1210-513.21-02	CONTRIB-MED TAX(EMPLOYER)	5,849	5,750	6,210
001-1210-513.22-01	FRS CONTRIB-EMPLOYER	44,205	44,000	47,200
001-1210-513.22-03	CONTRIBUTION - HEALTH TRUST	-	-	4,210
001-1210-513.23-01	HEALTH & LIFE INS	35,714	49,500	63,000
001-1210-513.91-19	TO EMPLOYEES BENEFIT TRUST	4,414	3,900	-
TOTAL APPROPRIATION		\$ 532,016	\$ 521,776	\$ 575,264
OPERATING EXPENSES				
001-1210-513.30-74	OPER EXP-SPEC MASTER	\$ 753	\$ 1,200	\$ 1,200
001-1210-513.31-02	PROFL SVCS-MEDICAL	-	155	200
001-1210-513.31-09	PROFL SVCS-OTHER	-	11,546	6,000
001-1210-513.34-01	ADVERTISING	17,500	21,490	24,000
001-1210-513.34-06	ELECTION EXPENSE	-	13,454	-
001-1210-513.34-09	CONTRACT SVC-PROFESSIONAL	17,811	20,360	25,100
001-1210-513.34-32	RECORDS MNGMT TRAINING	25,300	30,000	25,600
001-1210-513.40-03	TRAVEL & PER DIEM	-	5,850	8,500
001-1210-513.41-01	COMMUNICATIONS SVCS	412	620	620
001-1210-513.41-06	POSTAGE & PRINTING	20,513	28,000	27,000
001-1210-513.44-01	RENTALS & LEASES	8,011	10,300	12,500
001-1210-513.46-03	MAINT-OFFICE EQUIPMENT	7,769	1,200	1,200
001-1210-513.47-01	CODIFICATION	11,016	12,000	12,000
001-1210-513.49-01	FILING/RECORDING FEE	12,803	15,000	15,000
001-1210-513.51-01	OFFICE SUPPLIES	11,959	15,000	12,400
001-1210-513.54-01	SUBSCRIPTION & MEMBERSHIP	6,156	2,000	2,000
001-1210-513.54-05	EDUCATION & TRAINING	-	3,000	2,000
TOTAL APPROPRIATION		\$ 140,003	\$ 191,175	\$ 175,320
CAPITAL EXPENSES				
001-1210-513.64-09	COMPUTER EQUIPMENT	\$ -	\$ 11,000	\$ -
TOTAL APPROPRIATION		\$ -	\$ 11,000	\$ -
TOTAL REQUESTED APPROPRIATION		\$ 672,019	\$ 723,951	\$ 750,584

* - Senior management salary and wages of \$94,189 is included in salary & wages regular.

CITY ATTORNEY'S OFFICE

1 FULL TIME



* Executive Secretary/Paralegal provides support to both City Manager and City Attorney.

CITY ATTORNEY'S OFFICE

Position Summary				
Position Title	Actual FY 2014	Adopted FY 2015	Amended FY 2015	Proposed FY 2016
City Attorney	1	1	1	1
Total Positions	1	1	1	1

CITY ATTORNEY'S OFFICE

COST CENTER (1410)

PROGRAM DEFINITION AND GOALS

The City Attorney serves as the legal officer and prosecutor for the City and is appointed or removed by a majority of the City Commission. The City Attorney also serves as chief legal adviser to the City Commission, the City Manager and all City departments, offices and agencies, and assures that the City is represented in all legal proceedings and performs any other duties prescribed by Charter or by ordinance. The City Attorney, as the prosecutor for the City, represents the City in county and circuit court, presents witnesses and evidence on behalf of the City, and has the powers necessary and incidental to the prosecution of criminal cases. The City Attorney also represents the interests of the City as Code Prosecutor when a violator is represented by counsel and recommends the disposition of cases to the Special Magistrate.

The City Attorney works with any outside counsel to assure the proper defense of the City in all legal matters. Pursuant to City Code, for all non-insured tort and liability claims resulting in litigation, based upon the nature of the liability, the complexity of the litigation, and other factors the City Attorney makes a determination either to represent the City in said litigation, or to refer same to outside counsel.

BUDGET EXPENDITURES/EXPENSES

	Actual FY 2014	Amended FY 2015	Proposed FY 2016	\$ Change	% Change
Personal Services	\$ 338,977	\$ 346,957	\$ 367,927	\$ 20,970	6.04%
Operating Expenses	18,870	28,080	67,555	39,475	140.58%
Capital	13,970	15,181	15,000	(181)	0.00%
TOTAL	\$ 371,817	\$ 390,218	\$ 450,482	\$ 60,264	15.44%

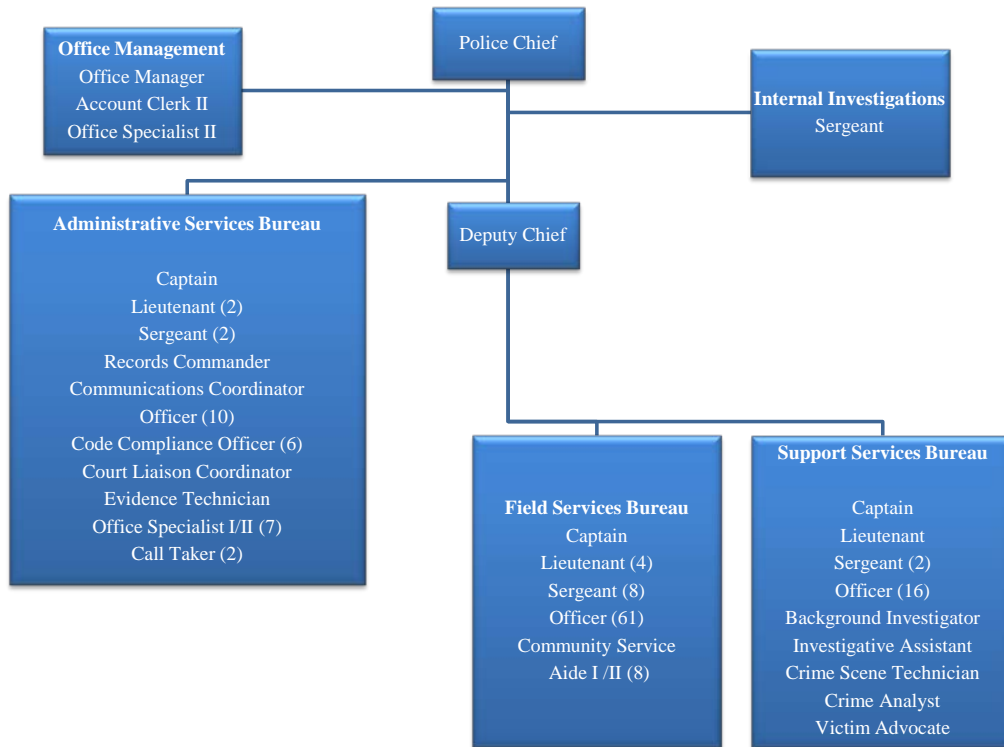
CITY ATTORNEY

		FY 2014 ACTUAL	FY 2015 AMENDED	FY 2016 PROPOSED
PERSONAL SERVICES				
001-1410-514.11-02	SAL & WAGES-SENIOR MGMNT *	\$ 264,980	\$ -	\$ -
001-1410-514.12-01	SAL & WAGES-REGULAR *	8,205	271,507	285,282
001-1410-514.13-05	SAL & WAGES-LONGEVITY	3,000	3,000	3,000
001-1410-514.21-01	CONTRIB-SS TAX(EMPLOYER)	7,817	17,020	17,880
001-1410-514.21-02	CONTRIB-MED TAX(EMPLOYER)	3,872	3,980	4,180
001-1410-514.22-01	FRS CONTRIB-EMPLOYER	34,366	34,000	37,200
001-1410-514.22-03	CONTRIBUTION - HEALTH TRUST	-	-	2,885
001-1410-514.23-01	HEALTH & LIFE INS	13,980	14,700	17,500
001-1410-514.91-19	TO EMPLOYEES BENEFIT TRUST	2,757	2,750	-
	REQUESTED APPROPRIATION	\$ 338,977	\$ 346,957	\$ 367,927
OPERATING EXPENSES				
001-1410-514.31-02	PROFL SVCS-MEDICAL	\$ -	\$ 130	\$ 130
001-1410-514.31-09	PROFL SVCS-OTHER	-	-	30,000
001-1410-514.31-21	PROF SERV-LEGAL(SPEC COUN	8,334	18,483	22,000
001-1410-514.40-03	TRAVEL & PER DIEM	-	475	475
001-1410-514.41-06	POSTAGE & PRINTING	142	300	300
001-1410-514.46-03	OFFICE EQUIPMENT	-	650	5,650
001-1410-514.49-02	COURT EXPENSE	7,666	5,000	5,000
001-1410-514.51-01	OFFICE SUPPLIES	1,732	1,500	2,000
001-1410-514.54-01	SUBSCRIPTION & MEMBERSHIP	996	267	1,000
001-1410-514.54-05	EDUCATION & TRAINING	-	1,275	1,000
	REQUESTED APPROPRIATION	\$ 18,870	\$ 28,080	\$ 67,555
CAPITAL EXPENSES				
001-1410-514.66-01	LAW LIBRARY	\$ 13,970	\$ 15,181	\$ 15,000
	REQUESTED APPROPRIATION	\$ 13,970	\$ 15,181	\$ 15,000
	TOTAL REQUESTED APPROPRIATION	\$ 371,817	\$ 390,218	\$ 450,482

* - Senior management salary and wages of \$285,282 is included in salary & wages regular.

POLICE

147 FULL TIME, 112 CERTIFIED, 35 NON-CERTIFIED



Only 11 of 13, Deputy Chief, Captain and Lieutenant positions shall be filled at any given time.
Deputy Chief position shall be funded for 8 months until employee retirees.

POLICE

Position Summary				
Position Title	Actual FY 2014	Adopted FY 2015	Amended FY 2015	Adopted FY 2016
Chief of Police	1	1	1	1
Deputy Chief ¹	-	-	2	1
Captain ¹	2	2	2	3
Lieutenant ¹	8	8	8	9
Sergeant	13	13	13	13
Officer	87	87	87	87
Total Certified Personnel	111	111	111	112
Court Liaison Coordinator	1	1	1	1
Code Compliance Officer	6	6	6	6
Victim Advocate	1	1	1	1
Crime Scene Technician	1	1	1	1
Background Investigator	1	1	1	1
Office Manager	1	1	1	1
Police Records Commander	1	1	1	1
Account Clerk II	1	1	1	1
Office Specialist II	5	5	5	4
Office Specialist I	5	4	4	4
Investigative Assistant	-	1	1	1
Commander Communications	1	-	-	-
Communications Coordinator	-	1	1	1
Call Taker	2	2	2	2
Community Service Aide II	4	4	4	4
Community Service Aide I ²	6	6	6	4
Evidence Technician ²	-	-	-	1
Crime Analyst ²	-	-	-	1
School Crossing Guard	30	30	30	-
Total Non-Certified Personnel	66	66	66	35
Total Positions	177	177	177	147

¹ FY 2015 - Only 10 of 12 shall be filled at any given time.

¹ FY 2016 - Only 11 of 13 shall be filled at any given time.

Deputy Chief position shall be funded for 8 months until employee retirees.

² FY 2016 - Evidence Tech. and Crime Analyst backfilled with Community Service Aides.

POLICE

COST CENTER (1810)

PROGRAM DEFINITION AND GOALS

The Police Department is a full service, accredited law enforcement agency responsible for protecting life and property, prevention and detection of crime; and enforcing applicable state law and local ordinances. The Police Department is comprised of three bureaus: Administrative Services, Field Services, and Support Services. Among the goals of the Police Department are to maintain public order within the jurisdiction and to proactively work to preserve and improve quality of life.

BUDGET EXPENDITURES/EXPENSES

	Actual FY 2014	Amended FY 2015	Proposed FY 2016	\$ Change	% Change
Personal Services	\$ 14,778,357	\$ 15,464,564	\$ 16,310,867	\$ 846,303	5.47%
Operating Expenses	881,687	1,008,424	986,790	(21,634)	-2.15%
Capital	276,946	-	100,000	100,000	100.00%
Other	-	-	76,095	76,095	100.00%
TOTAL	\$ 15,936,989	\$ 16,472,988	\$ 17,473,752	\$ 1,000,764	6.08%

PERFORMANCE MEASURES

	Actual FY 2014	Target FY 2015	Target FY 2016	% Change
Number of sworn personnel successfully completing the Crisis Intervention Training Program	N/A	N/A	16	N/A
Number of Sexual Offender verification checks conducted	N/A	N/A	4	N/A
Number of Roll Call Training classes conducted for patrol personnel on CID procedures and law changes	N/A	N/A	12	N/A
Percent reduction of reported Part 1 crimes occurring within the City's major shopping centers	N/A	N/A	10%	N/A
Average number of career-enhancing training hours received by police personnel	N/A	10	20	100%
Number of pedestrian involved traffic crashes occurring within the City limits	N/A	N/A	36	N/A
Number of actively operating neighborhood watch programs in the City	N/A	N/A	8	N/A

POLICE

		FY 2014 ACTUAL	FY 2015 AMENDED	FY 2016 PROPOSED
PERSONAL SERVICES				
001-1810-521.11-03	SR MGMT-CERT LAW OFFICERS *	\$ 132,430	\$ -	\$ -
001-1810-521.12-01	SAL & WAGES-REGULAR *	1,956,264	9,950,666	10,262,732
001-1810-521.12-02	SAL-REG-CERT LAW OFFICERS	7,836,909	-	-
001-1810-521.12-10	SAL & WAGES-ASSIGNMENT	94,206	99,100	99,100
001-1810-521.12-11	SAL & WAGES-VOCA GRANT	37,305	39,308	39,308
001-1810-521.13-02	SAL-ASHIFT DIFFERENTIAL	61,014	75,000	75,000
001-1810-521.13-05	SAL & WAGES-LONGEVITY	178,473	188,690	197,210
001-1810-521.14-01	SAL & WAGES-OVERTIME	218,691	200,000	200,000
001-1810-521.14-03	SAL & WAGES-COURT	72,895	110,000	85,000
001-1810-521.14-07	O/T-2011 JAG GRANT	7,124	-	-
001-1810-521.14-09	O/T PROJ SET-2012 JAG	7,922	-	-
001-1810-521.14-10	O/T-REIMB BSO & DOJ	-	90,000	45,000
001-1810-521.15-01	SAL & WAGES-INCENTIVE	98,470	109,000	109,000
001-1810-521.15-04	INCENT(WORK ATTENDANCE)	-	12,500	-
001-1810-521.15-08	SAL&WAGES-VEHICLE BENEFIT	1,575	2,100	2,100
001-1810-521.15-09	SAL & WAGES-PHONE ALLOW	14,952	21,200	21,200
001-1810-521.15-10	SAL & WAGES-CLOTH. ALLOW	-	-	105,000
001-1810-521.21-01	CONTRIB-SS TAX(EMPLOYER)	638,688	670,000	696,930
001-1810-521.21-02	CONTRIB-MED TAX(EMPLOYER)	149,620	157,000	163,000
001-1810-521.22-01	FRS CONTRIB-EMPLOYER	1,699,725	1,930,000	2,156,000
001-1810-512.22-02	RETIREMENT - 457 PLAN	-	-	10,562
001-1810-521.22-03	CONTRIBUTION - HEALTH TRUST	-	-	111,125
001-1810-521.23-01	HEALTH & LIFE INS	1,467,179	1,700,000	1,932,600
001-1810-521.91-19	TO EMPLOYEES BENEFIT TRUST	104,914	110,000	-
TOTAL APPROPRIATION		\$ 14,778,357	\$ 15,464,564	\$ 16,310,867

OPERATING EXPENSES

001-1810-521.29-01	CLOTHING & WEARING APPAREL	\$ 123,370	\$ 140,000	\$ -
001-1810-521.30-01	OPERATING EXPENSE	37,140	49,686	50,000
001-1810-521.30-31	OTHER EXPENSE/CLOTHING	-	-	28,900
001-1810-521.30-80	OPER EXP-NAT'L NIGHT OUT	1,640	2,000	2,000
001-1810-521.30-92	CREDIT CARD PYMT CHARGES	-	720	720
001-1810-521.31-02	PROFL SVCS-MEDICAL	-	18,305	12,000
001-1810-521.31-09	PROFL SVCS-OTHER	-	-	125,000
001-1810-521.34-13	FIRING RANGE	3,957	6,000	6,000
001-1810-521.34-16	CONTRACT SVCS-OTHER	4,148	6,000	6,000
001-1810-521.34-62	TELETYPE (COCO CREEK)	208,305	247,800	260,190
001-1810-521.40-03	TRAVEL & PER DIEM	17,206	18,000	18,540
001-1810-521.41-01	COMMUNICATIONS SVCS	55,020	59,500	68,000
001-1810-521.41-02	CENTRAL DISPATCH LINES	17,200	5,500	-
001-1810-521.41-06	POSTAGE & PRINTING	6,020	12,000	12,000
001-1810-521.44-01	RENTALS & LEASES	23,880	45,000	46,000
001-1810-521.44-02	RENTALS & LEASES-HIDTA	4,140	7,740	7,740
001-1810-521.46-01	REPAIR & MAINT-EQUIPMENT	175,055	180,900	129,000
001-1810-521.46-03	REP & MAINT-OFFICE EQUIP	441	9,500	9,500
001-1810-521.46-08	REPAIR & MAINT-VEHICLES	18,989	35,000	36,050
001-1810-521.51-01	OFFICE SUPPLIES	16,801	18,000	18,000
001-1810-521.52-15	OPERATING SUPPLIES-OTHER	31,992	42,000	40,000
001-1810-521.52-43	OPER SUPPLIES-AMMUNITION	27,202	44,773	54,000
001-1810-521.52-44	OPER SUPP-RED LGHT CAMERA	4,687	5,000	-
001-1810-521.54-01	SUBSCRIPTION & MEMBERSHIP	56,898	5,000	5,150
001-1810-521.54-05	EDUCATION & TRAINING	-	50,000	52,000
001-1810-521.55-05	REGIONAL 911-BROWARD CO	47,597	-	-
TOTAL APPROPRIATION		\$ 881,687	\$ 1,008,424	\$ 986,790

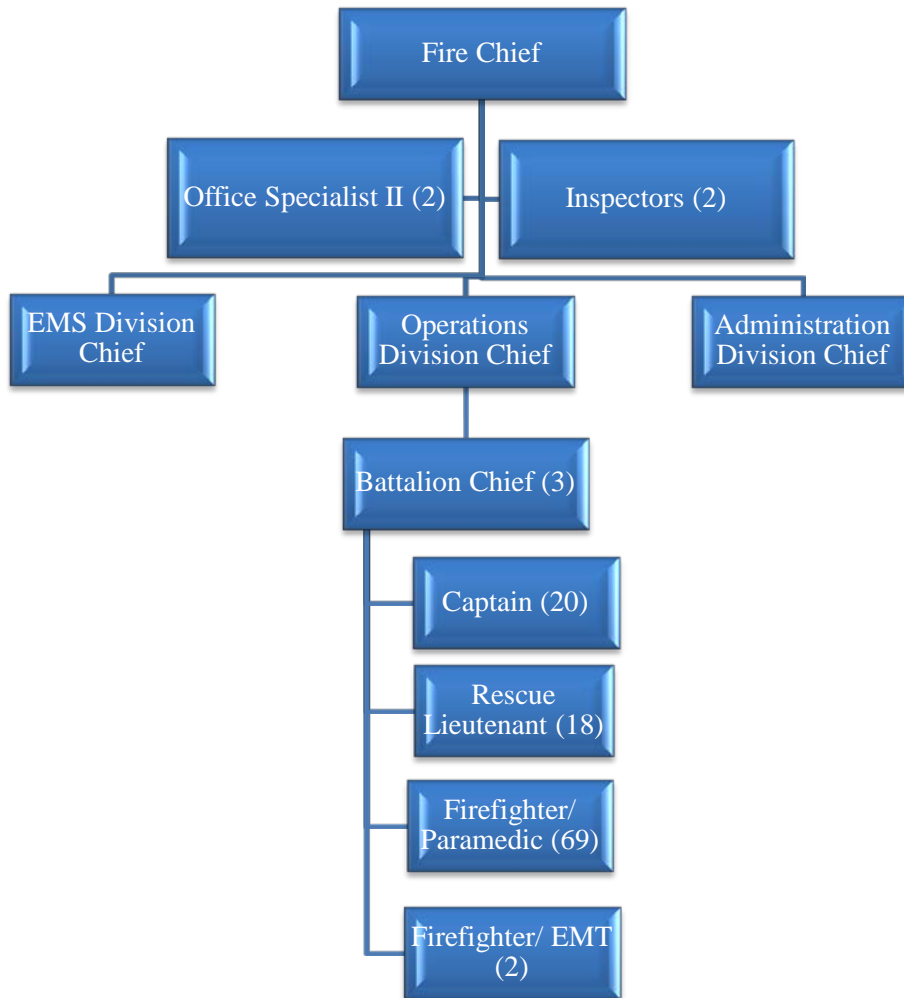
POLICE

		FY 2014 ACTUAL		FY 2015 AMENDED		FY 2016 PROPOSED
CAPITAL EXPENSES						
001-1810-521.64-02	ACQUISITION OF VEHICLES	\$	265,215	\$	-	\$ 100,000
001-1810-521.64-12	OTHER EQUIPMENT		8,495		-	-
001-1810-521.65-77	REGIONAL 911-BROWARD CO		3,235		-	-
	TOTAL APPROPRIATION	\$	276,946	\$	-	\$ 100,000
DEBT SERVICE						
001-1810-522.71-xx	PRINC-CAPITAL LEASE/OSSI	\$	-	\$	-	\$ 67,731
001-1810-522.72-xx	INT-CAPITAL LEASE/OSSI		-		-	8,364
	TOTAL APPROPRIATION	\$	-	\$	-	\$ 76,095
	TOTAL REQUESTED APPROPRIATION	\$	15,936,989	\$	16,472,988	\$ 17,473,752

* - Senior management salary and wages of \$147,872 is included in salary & wages regular.

FIRE

120 FULL TIME



FIRE

Position Summary				
Position Title	Actual FY 2014	Adopted FY 2015	Amended FY 2015	Proposed FY 2016
Fire Chief	1	1	1	1
Division Chief	3	3	3	3
Battalion Chief	3	3	3	3
Captain	17	17	17	20
Rescue Lieutenant	18	18	18	18
Paramedic/Firefighter	64	64	64	69
Firefighter/EMT	2	2	2	2
Fire Safety Inspector - F/T	1	1	1	2
Fire Safety Inspector - P/T	1	1	1	-
Total Certified Personnel	110	110	110	118
Office Specialist II	2	2	2	2
Total Non-Certified Personnel	2	2	2	2
Total Positions	112	112	112	120

FIRE

COST CENTER (2010)

PROGRAM DEFINITION AND GOALS

The Fire Rescue Department is an ISO Class 1 rated organization that provides multi-faceted fire, emergency medical, dive rescue, fire code enforcement, public education and other related emergency and non-emergency services to the residents and visitors of the cities of Margate and Coconut Creek through dedicated and professional members. Services are provided to Coconut Creek through an Interlocal Agreement. The department's service area includes approximately 21 square miles and a population of over 110,000 with services provided from 5 fire rescue locations. The department's goals are to provide the highest quality of services at all times and maintain the Class 1 ISO rating through the use of advanced training, procedures and equipment.

BUDGET EXPENDITURES/EXPENSES

	Actual FY 2014	Amended FY 2015	Proposed FY 2016	\$ Change	% Change
Personal Services	\$ 14,153,375	\$ 14,328,804	\$ 16,009,206	\$ 1,680,402	11.73%
Operating Expenses	777,038	972,890	961,550	(11,340)	-1.17%
Capital	223,556	503,252	696,000	192,748	38.30%
Other	134,548	134,549	134,548	(1)	0.00%
TOTAL	\$ 15,288,517	\$ 15,939,495	\$ 17,801,304	\$ 1,861,809	11.68%

PERFORMANCE MEASURES

	Actual FY 2014	Target FY 2015	Target FY 2016	% Change
Return of Spontaneous Circulation (ROSC) from cardiac arrest incidents	N/A	25%	25%	0%
Number of pediatric drownings	N/A	N/A	0	N/A
Number of #SaferBy4 kits distributed	N/A	N/A	50	N/A
Fire loss per capita	N/A	\$10.00	\$36.00	260%
Fire fatalities per 100,000 population	N/A	0	0	0%
Percentage of Fire personnel completing 240 hours of annual Insurance Services Office (ISO) required training	N/A	100%	100%	0%
Fire/EMS incident response time (dispatch to on-scene) within 8 minutes or less	N/A	90%	90%	0%
Number of times automatic aid was provided	N/A	N/A	50	N/A

PERFORMANCE MEASURES				
	Actual FY 2014	Target FY 2015	Target FY 2016	% Change
Number of times automatic aid was received	N/A	N/A	50	N/A
Number of fire inspections activities conducted	N/A	1,800	1,800	0%
Number of people educated in life safety	N/A	1,000	1,000	0%
Number of new CERT members trained	N/A	25	25	0%
Revenue received from fire inspections	N/A	\$125,000	\$125,000	0%
Total Fire/EMS calls for service	N/A	14,500	15,000	3.4%
Structure fires per 100,000 population	N/A	50	50	0%

FIRE

		FY 2014 ACTUAL	FY 2015 AMENDED	FY 2016 PROPOSED
PERSONAL SERVICES				
001-2010-522.11-04	SR MGMT-CERT FIREFIGHTERS *	\$ 119,610	\$ -	\$ -
001-2010-522.12-01	SAL & WAGES-REGULAR *	354,087	9,202,394	10,085,726
001-2010-522.12-03	SAL-REG-CERT FIREFIGHTERS	8,702,040	-	-
001-2010-522.12-04	SAL & WAGES-UPGRADE	28,194	50,000	50,000
001-2010-522.12-10	SAL & WAGES-ASSIGNMENT	3,940	5,000	42,000
001-2010-522.13-05	SAL & WAGES-LONGEVITY	154,000	165,000	165,000
001-2010-522.14-01	SAL & WAGES-OVERTIME	712,911	600,000	525,000
001-2010-522.15-05	SAL-FF SUPP COMPENSATION	78,385	80,000	80,000
001-2010-522.15-08	SAL&WAGES-VEHICLE BENEFIT	-	2,350	-
001-2010-522.15-09	SAL & WAGES-PHONE ALLOW	-	960	960
001-2010-522.15-10	SAL & WAGES-CLOTH ALLOW	-	-	59,950
001-2010-522.21-01	CONTRIB-SS TAX(EMPLOYER)	606,159	630,000	682,480
001-2010-522.21-02	CONTRIB-MED TAX(EMPLOYER)	142,580	147,000	159,620
001-2010-522.22-01	FRS CONTRIB-EMPLOYER	1,871,772	1,995,000	2,429,100
001-2010-522.22-03	CONTRIBUTION - HEALTH TRUST	-	-	109,470
001-2010-522.23-01	HEALTH & LIFE INS	1,281,451	1,350,000	1,619,900
001-2010-522.91-19	TO EMPLOYEES BENEFIT TRUST	98,246	101,100	-
	TOTAL APPROPRIATION	\$ 14,153,375	\$ 14,328,804	\$ 16,009,206
OPERATING EXPENSES				
001-2010-522.29-01	CLOTHING & WEARING APPAREL	\$ 90,764	\$ 109,568	\$ -
001-2010-522.30-01	OPERATING EXPENSE	3,429	29,674	25,400
001-2010-522.30-11	EMS LICENSURE EXPENSE	605	8,000	9,000
001-2010-522.30-31	OTHER EXPENSE/CLOTHING	-	-	64,850
001-2010-522.30-46	FIRE/RESCUE ASSESSMNT EXP	105	-	-
001-2010-522.30-99	CERT EXPENSE	1,882	2,500	2,500
001-2010-522.31-02	PROFL SVCS-MEDICAL	-	1,355	6,500
001-2010-522.31-03	PROF SVCS-MEDICAL DIRECTR	30,000	30,000	30,000
001-2010-522.31-27	PROF SVC-FIRE/RESCUE ASSE	20,000	25,000	25,000
001-2010-522.34-30	EMS BILLING & COLL - ADP	127,621	140,000	140,000
001-2010-522.34-63	CONTRACT SVCS-ARCHITECT	-	15,000	-
001-2010-522.40-03	TRAVEL & PER DIEM	4,339	12,000	9,000
001-2010-522.41-01	COMMUNICATIONS SERVICES	96,971	90,000	93,000
001-2010-522.41-06	POSTAGE & PRINTING	542	4,000	4,000
001-2010-522.44-01	RENTALS & LEASES	7,167	8,000	8,000
001-2010-522.46-01	REPAIR & MAINT-EQUIPMENT	69,990	96,578	160,000
001-2010-522.46-03	REP & MAINT-OFFICE EQUIP	2,052	4,000	4,000
001-2010-522.46-08	REPAIR & MAINT-VEHICLES	11,463	43,717	22,000
001-2010-522.46-24	REPAIR & MAINT-STRUCTURES	11,103	7,600	7,600
001-2010-522.51-01	OFFICE SUPPLIES	4,915	5,000	6,000
001-2010-522.52-15	OPERATING SUPPLIES-OTHER	218,770	253,343	273,000
001-2010-522.52-46	SUPPLIES-FR PARAMEDIC DON	-	5,775	-
001-2010-522.54-01	SUBSCRIPTION & MEMBERSHIP	11,761	12,200	12,200
001-2010-522.54-05	EDUCATION	27,962	66,500	58,500
001-2010-522.54-15	TRAINING	16,472	2,080	-
001-2010-522.55-05	REGIONAL 911-BROWARD CO	19,125	-	-
001-2010-522.55-07	OPER EXP-EXPLORER PROGRAM	-	1,000	1,000
	TOTAL APPROPRIATION	\$ 777,038	\$ 972,890	\$ 961,550

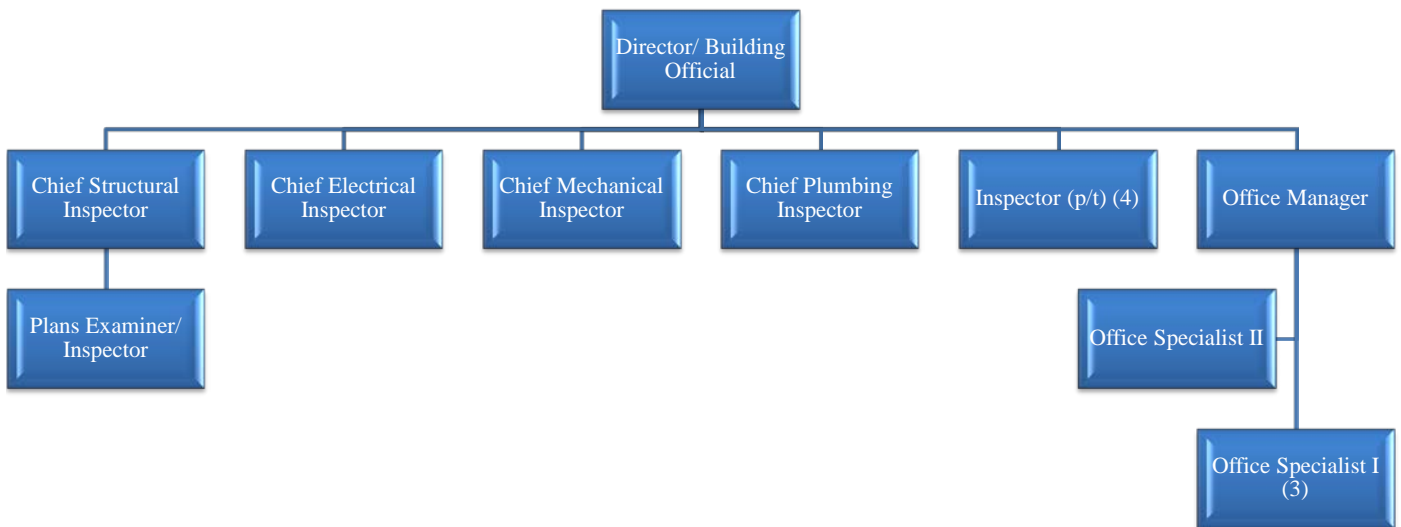
FIRE

		FY 2014 ACTUAL	FY 2015 AMENDED	FY 2016 PROPOSED
CAPITAL EXPENSES				
001-2010-522.64-02	ACQUISITION OF VEHICLES	\$ 67,326	\$ 340,000	\$ 475,000
001-2010-522.64-09	COMPUTER EQUIPMENT	-	5,400	7,000
001-2010-522.64-12	OTHER EQUIPMENT	132,047	157,852	214,000
001-2010-522.65-77	REGIONAL 911-BROWARD CO	24,183	-	-
	TOTAL APPROPRIATION	\$ 223,556	\$ 503,252	\$ 696,000
DEBT SERVICE				
001-2010-522.71-50	PRINC-CAPITAL LEASE/VEHIC	\$ 116,155	\$ 119,037	\$ 121,989
001-2010-522.72-50	INT-CAPITAL LEASE/VEHICLE	18,393	15,512	12,559
	TOTAL APPROPRIATION	\$ 134,548	\$ 134,549	\$ 134,548
	TOTAL REQUESTED APPROPRIATION	\$ 15,288,517	\$ 15,939,495	\$ 17,801,304

* - Senior management salary and wages of \$137,251 is included in salary & wages regular.

BUILDING

11 FULL TIME, 4 PART TIME



BUILDING

Position Summary				
Position Title	Actual FY 2014	Adopted FY 2015	Amended FY 2015	Proposed FY 2016
Director of Building/Building Official	1	1	1	1
Structural Plans Examiner/Inspector	1	1	1	1
Chief Electrical Inspector	1	1	1	1
Chief Plumbing Inspector	1	1	1	1
Chief Mechanical Inspector	1	1	1	1
Chief Structural Inspector	1	1	1	1
Inspector - P/T	1	-	-	4
Office Manager	1	1	1	1
Office Specialist II	1	1	1	1
Office Specialist I	4	3	3	3
Total Positions	13	11	11	15

BUILDING

COST CENTER (2410)

PROGRAM DEFINITION AND GOALS

The Building Department safeguards public health, safety, and general welfare through the administration and enforcement of the Florida Building Code and all local ordinances to ensure the highest level of building code compliance. The Department is responsible for performing plan reviews; performing mandatory inspections; collecting permit fees and issuing permits for all new construction; issuing Certificates of Completion and Certificates of Occupancy; and processing building code violations.

BUDGET EXPENDITURES/EXPENSES

	Actual FY 2014	Amended FY 2015	Proposed FY 2016	\$ Change	% Change
Personal Services	\$ 989,613	\$ 1,027,114	\$ 1,134,274	\$ 107,160	10.43%
Operating Expenses	66,281	132,655	346,755	214,100	161.40%
Capital	-	138,000	-	(138,000)	-100.00%
TOTAL	\$ 1,055,894	\$ 1,297,769	\$ 1,481,029	\$ 183,260	14.12%

PERFORMANCE MEASURES

	Actual FY 2014	Target FY 2015	Target FY 2016	% Change
Total number of plan reviews performed	N/A	N/A	800	N/A
Total number of requested inspections performed	N/A	N/A	900	N/A
Number of building permits issued	N/A	N/A	4,000	N/A
Number of Certificates of Occupancy (CO) issued	N/A	N/A	70	N/A
Percentage of total certified personnel completing a minimum of twenty (20) hours of continuing education per year	N/A	95%	95%	0%
Percentage of permit management personnel attending continuing education classes for customer service and programmatic training	N/A	80%	80%	0%

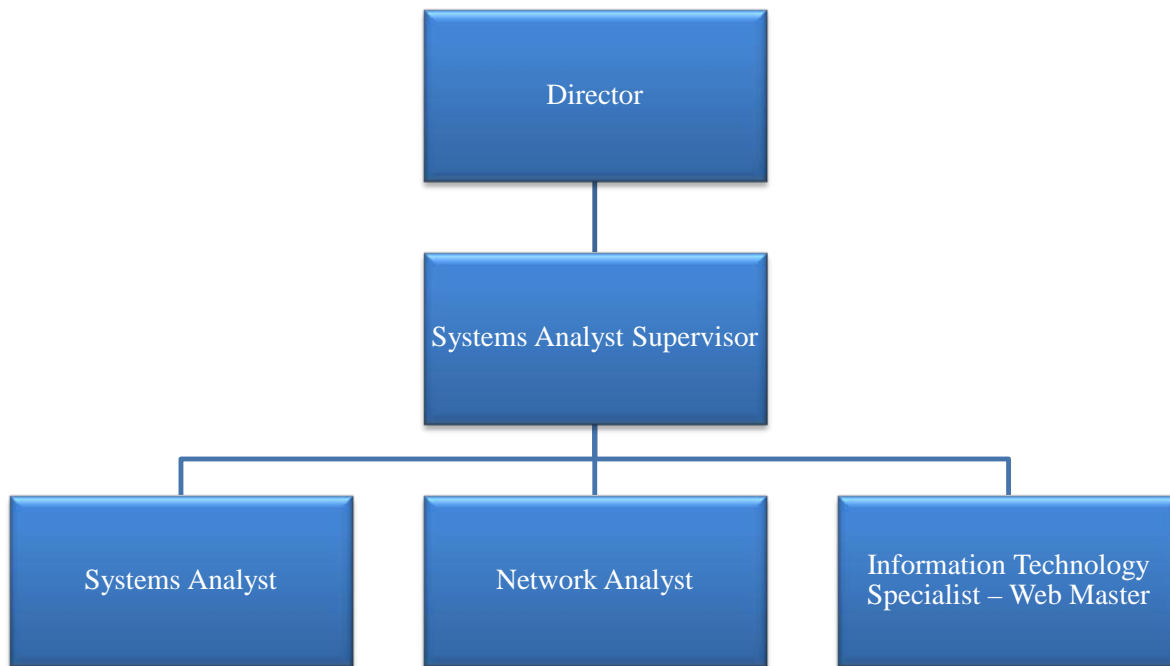
BUILDING

		FY 2014 ACTUAL		FY 2015 AMENDED		FY 2016 PROPOSED
PERSONAL SERVICES						
001-2410-524.11-02	SAL & WAGES-SENIOR MGMNT *	\$ 104,989	\$	-	\$	-
001-2410-524.12-01	SAL & WAGES-REGULAR *	629,106		729,489		793,954
001-2410-524.13-05	SAL & WAGES-LONGEVITY	4,000		4,000		5,000
001-2410-524.14-01	SAL & WAGES-OVERTIME	2,345		4,000		4,000
001-2410-524.15-08	SAL&WAGES-VEHICLE BENEFIT	10,750		36,000		36,000
001-2410-524.21-01	CONTRIB-SS TAX(EMPLOYER)	44,199		48,000		52,020
001-2410-524.21-02	CONTRIB-MED TAX(EMPLOYER)	10,337		11,250		12,170
001-2410-524.22-01	FRS CONTRIB-EMPLOYER	68,434		73,000		72,700
001-2410-524.22-03	CONTRIBUTION - HEALTH TRUST	-		-		8,030
001-2410-524.23-01	HEALTH & LIFE INS	108,040		114,000		150,400
001-2410-524.91-19	TO EMPLOYEES BENEFIT TRUST	7,413		7,375		-
TOTAL APPROPRIATION		\$ 989,613	\$	1,027,114	\$	1,134,274
OPERATING EXPENSES						
001-2410-524.29-01	CLOTHING & WEARING APPAREL	\$ 5,974	\$	6,000	\$	-
001-2410-524.30-31	OTHER EXPENSE/CLOTHING	-		-		6,000
001-2410-524.30-92	CREDIT CARD PYMT CHARGES	-		20,000		20,000
001-2410-524.31-02	PROFL SVCS-MEDICAL	-		255		255
001-2410-524.31-25	GENERAL ALLOC OF COST	-		-		170,000
001-2410-524.34-02	CUSTODIAL	10,250		13,500		13,500
001-2410-524.34-16	CONTRACT SVCS-OTHER	3,901		32,000		50,000
001-2410-524.40-03	TRAVEL & PER DIEM	31		5,000		5,000
001-2410-524.41-01	COMMUNICATIONS SVCS	11,118		11,000		13,500
001-2410-524.41-06	POSTAGE & PRINTING	39		500		500
001-2410-524.44-01	RENTALS & LEASES	2,293		4,000		4,000
001-2410-524.46-03	MAINT-OFFICE EQUIPMENT	2,616		6,000		6,000
001-2410-524.46-06	REPAIR & MAINTENANCE SVCS	5,000		9,400		14,500
001-2410-524.46-08	REP & MAINT-VEHICLES	-		-		3,625
001-2410-524.51-01	OFFICE SUPPLIES	4,744		5,000		5,000
001-2410-524.52-02	GAS, OIL & COOLANT	-		-		10,875
001-2410-524.52-15	OPERATING SUPPLIES-OTHER	15,532		12,000		15,000
001-2410-524.54-01	SUBSCRIPTION & MEMBERSHIP	4,783		4,000		5,000
001-2410-524.54-05	EDUCATION & TRAINING	-		4,000		4,000
TOTAL APPROPRIATION		\$ 66,281	\$	132,655	\$	346,755
CAPITAL EXPENSES						
001-2410-524.64-02	ACQUISITION OF VEHICLES	\$ -	\$	138,000	\$	-
TOTAL APPROPRIATION		\$ -	\$	138,000	\$	-
TOTAL REQUESTED APPROPRIATION		\$ 1,055,894	\$	1,297,769	\$	1,481,029

* - Senior management salary and wages of \$100,899 is included in salary & wages regular.

INFORMATION TECHNOLOGY

5 FULL TIME



INFORMATION TECHNOLOGY

5 FULL TIME				
Position Title	Actual FY 2014	Adopted FY 2015	Amended FY 2015	Proposed FY 2016
Director of Information Technology	1	1	1	1
Systems Analyst Supervisor	1	1	1	1
Systems Analyst	1	1	1	1
Network Analyst	1	1	1	1
Information Technology Specialist/Webmaster	1	1	1	1
Total Positions	5	5	5	5

INFORMATION TECHNOLOGY

COST CENTER (3410)

PROGRAM DEFINITION AND GOALS

The Information Technology Department provides timely expert support to the City Departments that service the citizens and businesses of Margate. The Department supports network servers, client computers and over four hundred (400) end users across all City departments and component units. The Department's application support includes: Water Billing, Building Permits, Financials, Business Licenses, Purchasing, Code Compliance, Land/ Parcel Management, Police and Fire Records Management Systems and Microsoft Office.

BUDGET EXPENDITURES/EXPENSES

	Actual FY 2014	Amended FY 2015	Proposed FY 2016	\$ Change	% Change
Personal Services	\$ 548,352	\$ 560,200	\$ 611,846	\$ 51,646	9.22%
Operating Expenses	141,373	187,055	159,055	(28,000)	-14.97%
Capital	117,457	60,000	57,000	(3,000)	-5.00%
TOTAL	\$ 807,182	\$ 807,255	\$ 827,901	\$ 20,646	2.56%

PERFORMANCE MEASURES

	Actual FY 2014	Target FY 2015	Target FY 2016	% Change
System availability during City business hours	N/A	96%	96%	0%
Backup success rate	N/A	96%	96%	0%
Number of website hits on www.margatefl.com	N/A	250,000	250,000	0%

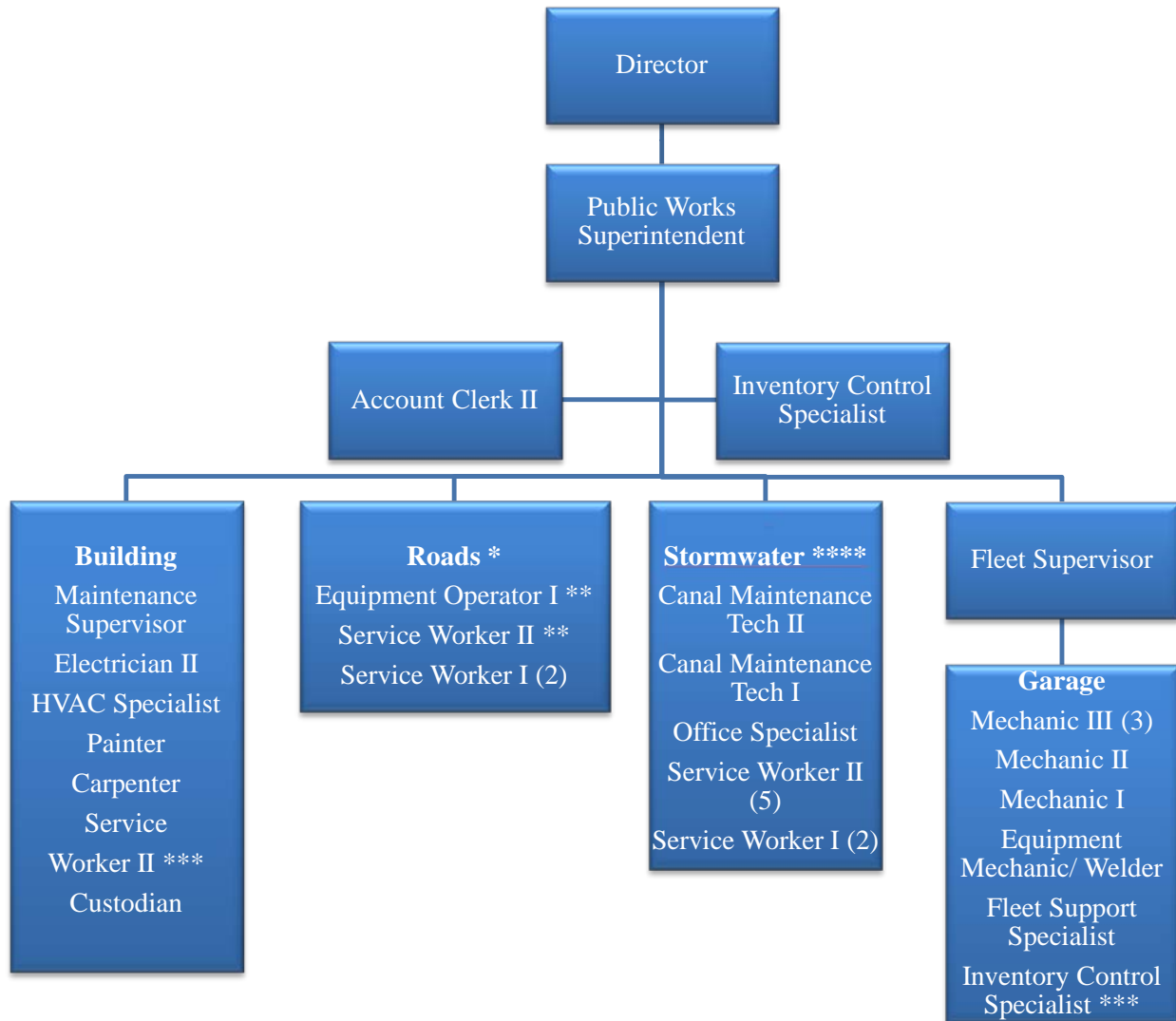
INFORMATION TECHNOLOGY

		FY 2014 ACTUAL	FY 2015 AMENDED	FY 2016 PROPOSED
PERSONAL SERVICES				
001-3410-513.11-02	SAL & WAGES-SENIOR MGMNT *	\$ 107,661	\$ -	\$ -
001-3410-513.12-01	SAL & WAGES-REGULAR *	295,520	402,180	439,516
001-3410-513.12-15	ADDED RESPONS INCREMENT	548	-	-
001-3410-513.13-05	SAL & WAGES-LONGEVITY	6,000	7,000	7,000
001-3410-513.14-01	SAL & WAGES-OVERTIME	-	1,000	1,000
001-3410-513.15-08	SAL&WAGES-VEHICLE BENEFIT	5,475	5,350	5,350
001-3410-513.21-01	CONTRIB-SS TAX(EMPLOYER)	24,520	26,000	28,080
001-3410-513.21-02	CONTRIB-MED TAX(EMPLOYER)	5,735	6,050	6,570
001-3410-513.22-01	FRS CONTRIB-EMPLOYER	41,749	47,500	50,300
001-3410-513.22-03	CONTRIBUTION - HEALTH TRUST	-	-	4,480
001-3410-513.23-01	HEALTH & LIFE INS	57,584	61,000	69,550
001-3410-513.91-19	TO EMPLOYEES BENEFIT TRUST	3,560	4,120	-
	TOTAL APPROPRIATION	\$ 548,352	\$ 560,200	\$ 611,846
OPERATING EXPENSES				
001-3410-513.31-02	PROFL SVCS-MEDICAL	\$ -	\$ 155	\$ 155
001-3410-513.34-09	CONTRACT SVC-PROFESSIONAL	1,400	19,300	40,000
001-3410-513.40-03	TRAVEL & PER DIEM	-	3,000	3,000
001-3410-513.41-01	COMMUNICATIONS SVCS	15,939	22,000	22,000
001-3410-513.44-01	RENTALS & LEASES	1,106	2,300	2,300
001-3410-513.46-06	REPAIR & MAINTENANCE SVCS	107,032	127,100	78,400
001-3410-513.52-15	OPERATING SUPPLIES-OTHER	11,789	11,200	11,200
001-3410-513.54-01	SUBSCRIPTION & MEMBERSHIP	4,107	500	500
001-3410-513.54-05	EDUCATION & TRAINING	-	1,500	1,500
	TOTAL APPROPRIATION	\$ 141,373	\$ 187,055	\$ 159,055
CAPITAL EXPENSES				
001-3410-513.64-09	COMPUTER EQUIPMENT	\$ 117,457	\$ 60,000	\$ 57,000
	TOTAL APPROPRIATION	\$ 117,457	\$ 60,000	\$ 57,000
	TOTAL REQUESTED APPROPRIATION	\$ 807,182	\$ 807,255	\$ 827,901

* - Senior management salary and wages of \$123,118 is included in salary & wages regular.

PUBLIC WORKS

33 FULL TIME



* - Roads positions (3) funded in the Road Fund.

** - Only 1 of 2 positions to be filled at any given time.

*** - Only 1 of 2 positions to be filled at any given time.

**** - Stormwater positions (10) funded by the Stormwater Fund.

All other positions (20) funded by the General Fund.

PUBLIC WORKS

Position Summary				
Position Title	Actual FY 2014	Adopted FY 2015	Amended FY 2015	Proposed FY 2016
General Fund				
Public Works Administration				
Director of Public Works	1	1	1	1
Account Clerk II	1	1	1	1
Inventory Control Specialist	1	1	1	1
Public Works Superintendent	-	-	1	1
Total Public Works Administration	3	3	4	4
Public Works Buildings Division				
Maintenance Supervisor	1	1	1	1
Division Leader - Bldgs	1	1	-	-
Electrician II	1	1	1	1
Carpenter	1	1	1	1
Painter	1	1	1	1
Service Worker II ¹	1	1	1	-
Service Worker I	1	1	1	1
Custodian	1	1	1	1
HVAC Specialist	1	1	1	1
Total Public Works Buildings	9	9	8	7
Public Works Garage Division				
Fleet Supervisor	1	1	1	1
Automotive/Truck Technician	7	5	-	-
Mechanic III	-	-	3	3
Mechanic II	-	-	1	1
Mechanic I	-	-	1	1
Equipment Mechanic/Welder	1	1	1	1
Fleet Support Specialist	1	1	1	1
Inventory Control Specialist ¹	-	-	-	1
Total Public Works Garage	10	8	8	9
Total General Fund Positions	22	20	20	20

¹ Only 1 of 2 positions of Service Worker II and Inventory Control Specialist will be filled at any given time.

PUBLIC WORKS

ADMINISTRATION DIVISION COST CENTER (4545)

PROGRAM DEFINITION AND GOALS

The Public Works Administration Division provides support and oversees general operations. The Administration Division plans, directs, and controls all financial aspects of the Public Works Department in accordance with City Administration. In addition, all inner-city transit reporting and oversight is handled through the Administration Division.

BUDGET EXPENDITURES/EXPENSES

	Actual FY 2014	Amended FY 2015	Proposed FY 2016	\$ Change	% Change
Personal Services	\$ 307,883	\$ 321,727	\$ 456,113	\$ 134,386	41.77%
Operating Expenses	340,796	386,725	91,200	(295,525)	-76.42%
Capital	2,508	-	-	-	0.00%
TOTAL	\$ 651,187	\$ 708,452	\$ 547,313	\$ (161,139)	-22.75%

PERFORMANCE MEASURES

	Actual FY 2014	Target FY 2015	Target FY 2016	% Change
Percentage of all resident complaints/inquiries responded to within 24 hours	N/A	100%	100%	N/A

PUBLIC WORKS

		FY 2014 ACTUAL	FY 2015 AMENDED	FY 2016 PROPOSED
ADMINISTRATION DIVISION				
PERSONAL SERVICES				
001-4545-539.11-02	SAL & WAGES-SENIOR MGMNT *	\$ 121,653	\$ -	\$ -
001-4545-539.12-01	SAL & WAGES-REGULAR *	85,536	206,047	298,353
001-4545-539.13-05	SAL & WAGES-LONGEVITY	3,000	3,000	5,000
001-4545-539.14-01	SAL & WAGES-OVERTIME	3,687	3,500	3,500
001-4545-539.15-08	SAL&WAGES-VEHICLE BENEFIT	2,413	4,530	4,530
001-4545-539.15-09	SAL & WAGES-PHONE ALLOW	966	1,000	960
001-4545-539.21-01	CONTRIB-SS TAX(EMPLOYER)	11,629	14,000	19,370
001-4545-539.21-02	CONTRIB-MED TAX(EMPLOYER)	3,159	3,500	4,530
001-4545-539.22-01	FRS CONTRIB-EMPLOYER	30,273	34,000	41,700
001-4545-539.22-03	CONTRIBUTION - HEALTH TRUST	-	-	3,070
001-4545-539.23-01	HEALTH & LIFE INS	43,431	50,000	75,100
001-4545-539.91-19	TO EMPLOYEES BENEFIT TRUST	2,136	2,150	-
TOTAL APPROPRIATION		\$ 307,883	\$ 321,727	\$ 456,113
OPERATING EXPENSES				
001-4545-539.29-01	CLOTHING & WEARING APPAREL	\$ 10,412	\$ 10,000	\$ -
001-4545-539.30-31	OTHER EXPENSE/CLOTHING	-	-	3,500
001-4545-539.31-02	PROFL SVCS-MEDICAL	-	125	200
001-4545-539.34-56	CONTRACT SVCS-BUS SERVICE	310,512	350,000	-
001-4545-539.40-03	TRAVEL & PER DIEM	-	2,000	2,000
001-4545-539.41-01	COMMUNICATIONS SVCS	10,750	10,100	20,500
001-4545-539.41-06	POSTAGE & PRINTING	105	1,000	1,000
001-4545-539.44-01	RENTALS & LEASES	1,083	7,000	7,000
001-4545-539.46-03	OFFICE EQUIPMENT	555	1,000	1,000
001-4545-539.46-06	R&M MAIN/REPAIR & MAIN. SVC.	-	-	50,000
001-4545-539.51-01	OFFICE SUPPLIES	3,237	3,500	4,000
001-4545-539.54-01	SUBSCRIPTION & MEMBERSHIP	4,142	1,000	1,000
001-4545-539.54-05	EDUCATION & TRAINING	-	1,000	1,000
TOTAL APPROPRIATION		\$ 340,796	\$ 386,725	\$ 91,200
CAPITAL EXPENSES				
001-4545-539.64-09	COMPUTER EQUIPMENT	\$ 2,508	\$ -	\$ -
TOTAL APPROPRIATION		\$ 2,508	\$ -	\$ -
TOTAL REQUESTED APPROPRIATION		\$ 651,187	\$ 708,452	\$ 547,313

* - Senior management salary and wages of \$133,846 is included in salary & wages regular.

PUBLIC WORKS

BUILDINGS DIVISION COST CENTER (4547)

PROGRAM DEFINITION AND GOALS

The Buildings Division is responsible for the maintenance, upkeep and aesthetic appearance of all City structures and facilities. The carpentry shop within the Buildings Division fabricates custom cabinetry and work stations for all of the departments in the City. The Buildings Division is also responsible for the maintenance of all City owned street lights.

BUDGET EXPENDITURES/EXPENSES

	Actual FY 2014	Amended FY 2015	Proposed FY 2016	\$ Change	% Change
Personal Services	\$ 581,589	\$ 646,466	\$ 555,214	\$ (91,252)	-14.12%
Operating Expenses	675,222	656,630	762,130	105,500	16.07%
Capital	162,788	13,627	-	(13,627)	-100.00%
TOTAL	\$ 1,419,599	\$ 1,316,723	\$ 1,317,344	\$ 621	0.05%

PERFORMANCE MEASURES

	Actual FY 2014	Target FY 2015	Target FY 2016	% Change
City Hall employee overall satisfaction rating for condition of City Hall	N/A	75%	75%	0%

PUBLIC WORKS

		FY 2014 ACTUAL	FY 2015 AMENDED	FY 2016 PROPOSED
BUILDINGS DIVISION				
PERSONAL SERVICES				
001-4547-539.12-01	SAL & WAGES-REGULAR	\$ 398,411	\$ 433,416	\$ 359,804
001-4547-539.12-15	ADDED RESPON INCREMENT	-	450	-
001-4547-539.13-05	SAL & WAGES-LONGEVITY	8,244	6,000	5,000
001-4547-539.14-01	SAL & WAGES-OVERTIME	10,829	12,000	12,000
001-4547-539.21-01	CONTRIB-SS TAX(EMPLOYER)	24,862	28,000	23,370
001-4547-539.21-02	CONTRIB-MED TAX(EMPLOYER)	5,599	6,600	5,470
001-4547-539.22-01	FRS CONTRIB-EMPLOYER	29,393	33,500	27,400
001-4547-539.22-03	CONTRIBUTION - HEALTH TRUST	-	-	3,770
001-4547-539.23-01	HEALTH & LIFE INS	99,949	122,000	118,400
001-4547-539.91-19	TO EMPLOYEES BENEFIT TRUST	4,302	4,500	-
TOTAL APPROPRIATION		\$ 581,589	\$ 646,466	\$ 555,214
OPERATING EXPENSES				
001-4547-539.30-31	OTHER EXPENSE/CLOTHING	\$ -	\$ -	\$ 3,500
001-4547-539.31-02	PROFL SVCS-MEDICAL	-	630	630
001-4547-539.34-16	CONTRACTUAL SVCS-OTHER	44,799	45,000	5,000
001-4547-539.40-03	TRAVEL & PER DIEM	-	700	700
001-4547-539.41-06	POSTAGE & PRINTING	-	500	500
001-4547-539.43-01	UTILITY SERVICES	325,761	245,000	330,000
001-4547-539.43-02	UTILITY SVCS-WATER	136,166	180,000	140,000
001-4547-539.44-01	RENTALS & LEASES	11,504	13,000	13,000
001-4547-539.46-02	REP & MAINT - STRUCTURES	67,115	80,000	125,000
001-4547-539.46-07	OTHER EQUIPMENT	33,191	36,000	88,000
001-4547-539.52-15	OPERATING SUPPLIES-OTHER	55,504	55,000	55,000
001-4547-539.54-01	SUBSCRIPTION & MEMBERSHIP	1,182	300	300
001-4547-539.54-05	EDUCATION & TRAINING	-	500	500
TOTAL APPROPRIATION		\$ 675,222	\$ 656,630	\$ 762,130
CAPITAL EXPENSES				
001-4547-539.64-02	ACQUISITION OF VEHICLES	\$ 162,788	\$ 2,627	\$ -
001-4547-539.64-12	OTHER EQUIPMENT	-	11,000	-
TOTAL APPROPRIATION		\$ 162,788	\$ 13,627	\$ -
TOTAL REQUESTED APPROPRIATION		\$ 1,419,599	\$ 1,316,723	\$ 1,317,344

PUBLIC WORKS

GARAGE DIVISION COST CENTER (4551)

PROGRAM DEFINITION AND GOALS

The Garage Division is responsible for maintaining and servicing vehicles for all City departments. The Division provides maintenance to all equipment from small engine power tools, such as weed eaters and chain saws to large machinery, such as aquatic weed harvesters. The Division also provides life-cycle cost analysis for vehicle and equipment replacement to ensure maximum cost effectiveness of City resources.

BUDGET EXPENDITURES/EXPENSES

	Actual FY 2014	Amended FY 2015	Proposed FY 2016	\$ Change	% Change
Personal Services	\$ 675,039	\$ 683,761	\$ 784,246	\$ 100,485	14.70%
Operating Expenses	849,599	1,006,769	840,300	(166,469)	-16.53%
Capital	24,208	6,600	-	(6,600)	-100.00%
TOTAL	\$ 1,548,846	\$ 1,697,130	\$ 1,624,546	\$ (72,584)	-4.28%

PERFORMANCE MEASURES

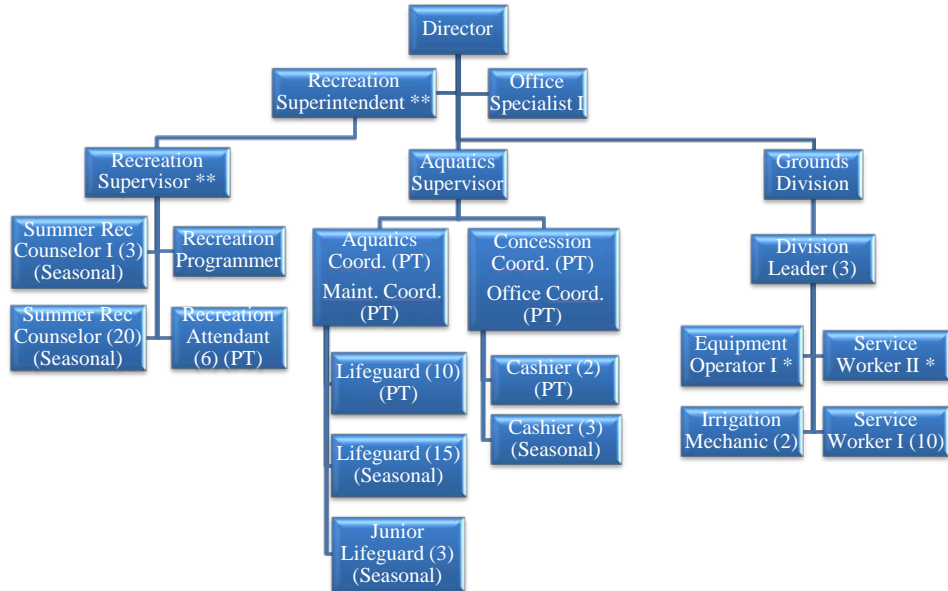
	Actual FY 2014	Target FY 2015	Target FY 2016	% Change
Percentage of vehicle maintenance and repairs completed within 72 hours (excludes contracted services)	N/A	90%	90%	0%
Percentage of all vehicle preventative maintenance performed on time	N/A	90%	90%	0%

PUBLIC WORKS

		FY 2014 ACTUAL	FY 2015 AMENDED	FY 2016 PROPOSED
GARAGE DIVISION				
PERSONAL SERVICES				
001-4551-590.12-01	SAL & WAGES-REGULAR	\$ 465,322	\$ 447,311	\$ 538,206
001-4551-590.12-15	ADDED RESPONS INCREMENT	11,530	11,800	-
001-4551-590.13-05	SAL & WAGES-LONGEVITY	17,000	16,000	17,000
001-4551-590.14-01	SAL & WAGES-OVERTIME	14,971	15,000	15,000
001-4551-590.15-10	SAL & WAGES-CLOTHING ALLOW.	-	-	-
001-4551-590.21-01	CONTRIB-SS TAX(EMPLOYER)	29,757	30,500	35,360
001-4551-590.21-02	CONTRIB-MED TAX(EMPLOYER)	6,959	7,150	8,270
001-4551-590.22-01	FRS CONTRIB-EMPLOYER	38,349	41,000	45,700
001-4551-590.22-03	CONTRIBUTION - HEALTH TRUST	-	-	5,710
001-4551-590.23-01	HEALTH & LIFE INS	85,889	110,000	119,000
001-4551-590.91-19	TO EMPLOYEES BENEFIT TRUST	5,262	5,000	-
	TOTAL APPROPRIATION	\$ 675,039	\$ 683,761	\$ 784,246
OPERATING EXPENSES				
001-4551-590.30-31	OTHER EXPENSE/CLOTHING	\$ -	\$ -	\$ 3,500
001-4551-590.31-02	PROFL SVCS-MEDICAL	-	450	300
001-4551-590.34-16	CONTRACTUAL SVCS-OTHER	61,436	50,000	-
001-4551-590.40-03	TRAVEL & PER DIEM	-	2,250	2,250
001-4551-590.46-07	REP & MAINT-OTHER EQUIP	(22,648)	15,319	35,000
001-4551-590.46-08	REP & MAINT-VEHICLES	84,207	150,000	166,375
001-4551-590.52-02	GAS, OIL & COOLANT	681,840	750,000	589,125
001-4551-590.52-15	OPERATING SUPPLIES-OTHER	28,899	25,000	30,000
001-4551-590.54-01	SUBSCRIPTION & MEMBERSHIP	15,865	11,250	11,250
001-4551-590.54-05	EDUCATION & TRAINING	-	2,500	2,500
	TOTAL APPROPRIATION	\$ 849,599	\$ 1,006,769	\$ 840,300
CAPITAL EXPENSES				
001-4551-590.64-12	OTHER EQUIPMENT	\$ 24,208	\$ 6,600	\$ -
	TOTAL APPROPRIATION	\$ 24,208	\$ 6,600	\$ -
	TOTAL REQUESTED APPROPRIATION	\$ 1,548,846	\$ 1,697,130	\$ 1,624,546
PUBLIC WORKS	TOTAL REQUESTED APPROPRIATION	\$ 3,619,632	\$ 3,722,305	\$ 3,489,203

PARKS & RECREATION DEPARTMENT

30 FULL TIME, 22 PART TIME, 44 TEMPORARY - 96 TOTAL



* FY 2016 - Only 9 of 11 positions can be filled at any time

** FY 2016 - Only 2 of 3 positions can be filled at any time

PARKS & RECREATION

Position Summary				
Position Title	Actual FY 2014	Adopted FY 2015	Amended FY 2015	Proposed FY 2016
Administration Division				
Director of Parks and Recreation	1	1	1	1
Recreation Superintendent ²	-	-	-	1
Recreation Supervisor ²	2	2	2	2
Office Specialist I	1	1	1	1
Recreation Attendant (P/T) ¹	6	-	-	-
Summer Recreation Counselor I ¹ (Temporary - Summer)	4	-	-	-
Summer Recreation Counselor ¹ (Temporary - Summer)	25	-	-	-
Total Administration	39	4	4	4
Special Activities Division				
Recreation Programmer (P/T)	-	2	-	-
Recreation Programmer (F/T)	-	-	1	1
Recreation Attendant (P/T)	-	6	6	6
Summer Recreation Counselor I (Temporary - Summer)	-	3	3	3
Summer Recreation Counselor (Temporary - Summer)	-	20	20	20
Total Special Activities	-	31	30	30
Grounds Maintenance Division				
Division Leader - Parks & Grounds Maint.	2	2	-	-
Division Leader - Irrigation Maintenance	1	1	-	-
Division Leader	-	-	3	3
Irrigation Mechanic	2	2	2	2
Service Worker II ³	9	9	9	9
Service Worker I	10	10	10	10
Equipment Operator I ³	-	-	-	2
Total Grounds Maintenance	24	24	24	24
Aquatics Division				
Aquatics Supervisor	1	1	1	1
Aquatics Coordinator (P/T, Annual)	1	1	1	1
Maintenance Coordinator (P/T, Annual)	1	1	1	1
Concession Coordinator (P/T, Annual)	1	1	1	1
Office Coordinator (P/T, Annual)	1	1	1	1
Cashier (P/T, Annual)	2	2	2	2
Lifeguard (P/T, Annual)	10	10	10	10

PARKS & RECREATION

Position Summary				
Position Title	Actual FY 2014	Adopted FY 2015	Amended FY 2015	Proposed FY 2016
Lifeguard (Seasonal)	15	15	15	15
Junior Lifeguard (Seasonal)	3	3	3	3
Cashier (Seasonal)	3	3	3	3
Total Aquatics	38	38	38	38
Total Parks & Recreation Positions	101	97	96	96

¹ FY 2015 - Recreation staff moved to the Recreation/Special Activities Division.

² FY 2016 - Only 2 of 3 positions can be filled at any time.

³ FY 2016 - Only 9 of 11 positions can be filled at any time.

PARKS & RECREATION

ADMINISTRATION DIVISION

COST CENTER (5555)

PROGRAM DEFINITION AND GOALS

The Parks and Recreation Administration Division provides advancement and implementation of department policy; management of public programs, and is responsible for business operations of all divisions within the Parks and Recreation Department. The Administration Division generates ideas, provides services, and produces tangible products from appropriate inputs using available resources.

BUDGET EXPENDITURES/EXPENSES

	Actual FY 2014	Amended FY 2015	Proposed FY 2016	\$ Change	% Change
Personal Services	\$ 528,618	\$ 339,824	\$ 395,206	\$ 55,382	16.30%
Operating Expenses	38,443	42,750	57,950	15,200	35.56%
TOTAL	\$ 567,061	\$ 382,574	\$ 453,156	\$ 70,582	18.45%

PERFORMANCE MEASURES

	Actual FY 2014	Target FY 2015	Target FY 2016	% Change
Total revenues generated from meeting room/hall rentals	N/A	N/A	\$23,000	N/A
Total revenues generated from pavilion rentals	N/A	N/A	\$2,000	N/A

PARKS & RECREATION

		FY 2014 ACTUAL	FY 2015 AMENDED	FY 2016 PROPOSED
ADMINISTRATION DIVISION				
PERSONAL SERVICES				
001-5555-572.11-02	SAL & WAGES-SENIOR MGMNT *	\$ 83,508	\$ -	\$ -
001-5555-572.12-01	SAL & WAGES-REGULAR *	318,568	227,734	251,506
001-5555-572.12-15	ADDED RESPNS INCREMENT	2,093	2,080	2,080
001-5555-572.13-05	SAL & WAGES-LONGEVITY	6,000	5,000	5,000
001-5555-572.14-01	SAL & WAGES-OVERTIME	7,822	6,000	9,000
001-5555-572.15-08	SAL&WAGES-VEHICLE BENEFIT	5,475	6,000	6,000
001-5555-572.21-01	CONTRIB-SS TAX(EMPLOYER)	25,589	15,500	16,970
001-5555-572.21-02	CONTRIB-MED TAX(EMPLOYER)	5,985	3,600	3,970
001-5555-572.22-01	FRS CONTRIB-EMPLOYER	36,513	27,000	35,000
001-5555-572.22-03	CONTRIBUTION - HEALTH TRUST	-	-	2,680
001-5555-572.23-01	HEALTH & LIFE INS	29,639	44,500	63,000
001-5555-572.91-19	TO EMPLOYEES BENEFIT TRUST	7,426	2,410	-
TOTAL APPROPRIATION		\$ 528,618	\$ 339,824	\$ 395,206
OPERATING EXPENSES				
001-5555-572.29-01	CLOTHING & WEARING APPAREL	\$ 1,316	\$ 1,500	\$ -
001-5555-572.30-01	OPERATING EXPENSE	7,917	6,950	6,950
001-5555-572.30-02	TROPHIES & RIBBONS	1,115	-	-
001-5555-572.30-31	OTHER EXPENSE/CLOTHING	-	-	2,500
001-5555-572.31-02	PROFL SVCS-MEDICAL	-	650	400
001-5555-572.40-03	TRAVEL & PER DIEM	-	4,000	4,000
001-5555-572.41-01	COMMUNICATIONS SVCS	11,025	14,500	24,000
001-5555-572.44-01	RENTALS & LEASES	3,547	5,500	4,000
001-5555-572.46-03	OFFICE EQUIPMENT	-	600	-
001-5555-572.46-06	REPAIR & MAINTENANCE SVCS	-	2,500	2,500
001-5555-572.46-07	REP&MAINT-OTHER EQUIPMENT	218	1,000	1,600
001-5555-572.51-01	OFFICE SUPPLIES	2,647	3,000	3,000
001-5555-572.52-15	OPERATING SUPPLIES-OTHER	5,033	-	-
001-5555-572-xx-xx	TREE CITY USA	-	-	6,000
001-5555-572.54-01	SUBSCRIPTION & MEMBERSHIP	5,625	2,050	2,500
001-5555-572.54-05	EDUCATION & TRAINING	-	500	500
TOTAL APPROPRIATION		\$ 38,443	\$ 42,750	\$ 57,950
TOTAL REQUESTED APPROPRIATION		\$ 567,061	\$ 382,574	\$ 453,156

* - Senior management salary and wages of \$96,668 is included in salary & wages regular.

PARKS & RECREATION

SPECIAL ACTIVITIES DIVISION

COST CENTER (5556)

PROGRAM DEFINITION AND GOALS

The Special Activities Division provides safe, high quality, low cost recreational opportunities to the residents of the City of Margate. The Division is responsible for providing activities for all members of Margate families through public parks, open spaces, recreation programs, and family friendly special events.

BUDGET EXPENDITURES/EXPENSES

	Actual FY 2014	Amended FY 2015	Proposed FY 2016	\$ Change	% Change
Personal Services	\$ -	\$ 239,390	\$ 294,165	\$ 54,775	22.88%
Operating Expenses	-	193,300	220,500	27,200	14.07%
TOTAL	\$ -	\$ 432,690	\$ 514,665	\$ 81,975	18.95%

PERFORMANCE MEASURES

	Actual FY 2014	Target FY 2015	Target FY 2016	% Change
Total revenues generated from special events	N/A	N/A	\$2,000	N/A
Total revenues generated from recreation programs (i.e. classes)	N/A	N/A	\$10,000	N/A
Total revenues generated from the summer youth program	N/A	N/A	\$70,000	N/A
Total revenues generated from the summer teen program	N/A	N/A	\$20,000	N/A
Total revenues generated from the Firefighters Park soccer field rentals	N/A	N/A	\$20,000	N/A
Total revenues generated from the City's basketball league	N/A	N/A	\$25,000	N/A
Total revenues generated from the swim team	N/A	N/A	\$5,000	N/A
Total revenues generated from field rentals	N/A	N/A	\$5,000	N/A
Total recreation revenues received (excluding Calypso Cove)	N/A	\$170,000	\$152,000	-10.6%
Number of City-operated recreation programs	N/A	4	4	0%

PERFORMANCE MEASURES				
	Actual FY 2014	Target FY 2015	Target FY 2016	% Change
Number of hosted special events	N/A	12	17	41.7%

PARKS & RECREATION

		FY 2014 ACTUAL		FY 2015 AMENDED		FY 2016 PROPOSED
SPECIAL ACTIVITIES DIVISION						
PERSONAL SERVICES						
001-5556-572.12-01	SAL & WAGES-REGULAR	\$	-	\$	203,340	\$ 235,460
001-5556-572.14-01	SAL & WAGES-OVERTIME		-		-	2,000
001-5556-572.21-01	CONTRIB-SS TAX(EMPLOYER)		-		14,000	14,730
001-5556-572.21-02	CONTRIB-MED TAX(EMPLOYER)		-		3,300	3,450
001-5556-572.22-01	FRS CONTRIB-EMPLOYER		-		16,500	17,300
001-5556-572.22-03	CONTRIBUTION - HEALTH TRUST		-		-	2,375
001-5556-572.23-01	HEALTH & LIFE INS		-		-	18,850
001-5556-572.91-19	TO EMPLOYEES BENEFIT TRUST		-		2,250	-
TOTAL APPROPRIATION		\$	-	\$	239,390	\$ 294,165
OPERATING EXPENSES						
001-5556-572.30-02	TROPHIES & RIBBONS	\$	-	\$	2,000	\$ 2,000
001-5556-572.30-18	SUMMER PROGRAM		-		70,000	70,000
001-5556-572.30-28	SPECIAL EVENTS		-		45,900	60,000
001-5556-572.30-29	OPER EXP/MGT GOLF CLASSIC		-		-	10,000
001-5556-572.30-51	EXP-SWIM TEAM		-		5,000	5,000
001-5556-572.30-53	EXP-BASKETBALL LEAGUE		-		25,000	25,000
001-5556-572.30-92	CREDIT CARD PYMT CHARGES		-		1,400	2,500
001-5556-572.31-02	PROFL SVCS-MEDICAL		-		1,000	1,000
001-5556-572.34-01	ADVERTISING		-		8,000	8,000
001-5556-572.39-01	SUMMER TEEN CAMP		-		20,000	20,000
001-5556-572.46-06	REPAIR & MAINTENANCE SVCS		-		6,000	6,000
001-5556-572.52-15	OPERATING SUPPLIES-OTHER		-		5,000	5,000
001-5556-572.55-06	OUTDOOR MOVIE EXP		-		4,000	6,000
TOTAL APPROPRIATION		\$	-	\$	193,300	\$ 220,500
TOTAL REQUESTED APPROPRIATION		\$	-	\$	432,690	\$ 514,665

PARKS & RECREATION

GROUNDS MAINTENANCE DIVISION

COST CENTER (5557)

PROGRAM DEFINITION AND GOALS

The Grounds Maintenance Division provides routine grounds maintenance of public parks, right of ways, and open spaces to maintain a clean, and aesthetically pleasing appearance. The Division conducts routine safety inspections of park amenities, playgrounds, courts, athletic fields, and park buildings to ensure user safety. The Division is also responsible for logistical setup and breakdown of all special events hosted by the City.

BUDGET EXPENDITURES/EXPENSES

	Actual FY 2014	Amended FY 2015	Proposed FY 2016	\$ Change	% Change
Personal Services	\$ 1,246,470	\$ 1,411,438	\$ 1,552,348	\$ 140,910	9.98%
Operating Expenses	551,702	689,730	935,450	245,720	35.63%
Capital	-	62,000	96,700	34,700	55.97%
TOTAL	\$ 1,798,173	\$ 2,163,168	\$ 2,584,498	\$ 421,330	19.48%

PERFORMANCE MEASURES

	Actual FY 2014	Target FY 2015	Target FY 2016	% Change
Number of in-house projects completed by the Grounds Maintenance Division that are valued at \$5,000 or more	N/A	N/A	4	N/A

PARKS & RECREATION

		FY 2014 ACTUAL	FY 2015 AMENDED	FY 2016 PROPOSED
GROUNDS MAINTENANCE DIVISION				
PERSONAL SERVICES				
001-5557-572.12-01	SAL & WAGES-REGULAR	\$ 848,445	\$ 915,988	\$ 1,024,718
001-5557-572.12-15	ADDED RESPONS INCREMENT	5,033	3,850	-
001-5557-572.13-05	SAL & WAGES-LONGEVITY	20,000	22,000	22,000
001-5557-572.14-01	SAL & WAGES-OVERTIME	23,825	30,000	25,000
001-5557-572.21-01	CONTRIB-SS TAX(EMPLOYER)	51,436	61,000	66,450
001-5557-572.21-02	CONTRIB-MED TAX(EMPLOYER)	12,029	14,000	15,550
001-5557-572.22-01	FRS CONTRIB-EMPLOYER	64,761	75,000	77,810
001-5557-572.22-03	CONTRIBUTION - HEALTH TRUST	-	-	10,720
001-5557-572.23-01	HEALTH & LIFE INS	212,435	280,000	310,100
001-5557-572.91-19	TO EMPLOYEES BENEFIT TRUST	8,506	9,600	-
TOTAL APPROPRIATION		\$ 1,246,470	\$ 1,411,438	\$ 1,552,348
OPERATING EXPENSES				
001-5557-572.29-01	CLOTHING & WEARING APPAREL	\$ 11,297	\$ 20,000	\$ -
001-5557-572.30-31	OTHER EXPENSE/CLOTHING	-	-	20,000
001-5557-572.31-02	PROFL SVCS-MEDICAL	-	730	750
001-5557-572.34-05	TREE TRIMMING	34,572	70,000	50,000
001-5557-572.34-12	CONTRACT SVCS-GROUNDS	305,123	340,000	385,000
001-5557-572.34-16	CONTRACTUAL SVCS-OTHER	5,365	8,000	13,000
001-5557-572.39-05	OPER EXP-CODE RELATED EXP	-	20,000	20,000
001-5557-572.40-03	TRAVEL & PER DIEM	-	100	100
001-5557-572.43-02	UTILITY SVCS-WATER	109,208	135,000	125,000
001-5557-572.44-01	RENTALS & LEASES	10,296	15,000	15,000
001-5557-572.46-07	REP&MAINT-OTHER EQUIPMENT	11,996	10,000	10,000
001-5557-572.46-32	REPAIR&MAINT-GROUNDS	51,380	50,000	65,000
001-5557-572.46-34	MAINT-APPURTENANCE/INFRA	7,972	15,000	-
001-5557-572.46-39	R & M IRRIGATION/LANDSCAPING	-	-	72,000
001-5557-572.46-40	R & M - OTHER	-	-	153,000
001-5557-572.52-15	OPERATING SUPPLIES-OTHER	4,494	5,000	5,000
001-5557-572.54-01	SUBSCRIPTION & MEMBERSHIP	-	100	100
001-5557-572.54-05	EDUCATION & TRAINING	-	800	1,500
TOTAL APPROPRIATION		\$ 551,702	\$ 689,730	\$ 935,450
CAPITAL EXPENSES				
001-5557-572.64-12	OTHER EQUIPMENT	\$ -	\$ 62,000	\$ 96,700
TOTAL APPROPRIATION		\$ -	\$ 62,000	\$ 96,700
TOTAL REQUESTED APPROPRIATION		\$ 1,798,173	\$ 2,163,168	\$ 2,584,498

PARKS & RECREATION

AQUATICS DIVISION COST CENTER (5561)

PROGRAM DEFINITION AND GOALS

The Aquatics Division provides safe, high quality, low cost recreational opportunities to the City of Margate community at Calypso Cove Aquatics Facility. The Aquatics Division provides water safety instructions through various programs to ensure that every member of the community has the opportunity to learn basic swimming skills and knowledge. Calypso Cove is home to a plunge pool, 30' water slides, and an aquatic playground.

BUDGET EXPENDITURES/EXPENSES

	Actual FY 2014	Amended FY 2015	Proposed FY 2016	\$ Change	% Change
Personal Services	\$ 503,703	\$ 544,724	\$ 574,955	\$ 30,231	5.55%
Operating Expenses	88,770	165,750	136,250	(29,500)	-17.80%
Capital	37,272	-	-	-	0.00%
TOTAL	\$ 629,745	\$ 710,474	\$ 711,205	\$ 731	0.10%

PERFORMANCE MEASURES

	Actual FY 2014	Target FY 2015	Target FY 2016	% Change
Number of general admissions to Calypso Cove Aquatics Facility	N/A	35,000	35,000	0%
Percentage of general admissions to Calypso Cove Aquatics Facility that are Margate residents	N/A	25%	25%	0%
Number of individual participants that received water safety instructions (WSI) through Broward County's Swim Central at Calypso Cove Aquatics Facility	N/A	N/A	1,000	N/A
Number of individual participants that received group water safety instructions (WSI) through a fee-based city-offered program at Calypso Cove Aquatics Facility	N/A	N/A	175	N/A
Number of individual participants that received private water safety instructions (WSI) through a fee-based city-offered program at Calypso Cove Aquatics Facility	N/A	N/A	200	N/A
Total attendance of water safety instructions (WSI) at Calypso Cove Aquatics Facility	N/A	N/A	10,000	N/A
Total revenues received at Calypso Cove Aquatics Facility	N/A	\$280,000	\$280,000	0%

PARKS & RECREATION

		FY 2014 ACTUAL	FY 2015 AMENDED	FY 2016 PROPOSED
AQUATICS DIVISION				
PERSONAL SERVICES				
001-5561-572.12-01	SAL & WAGES-REGULAR	\$ 423,057	\$ 446,494	\$ 471,105
001-5561-572.13-05	SAL & WAGES-LONGEVITY	1,000	1,000	1,000
001-5561-572.14-01	SAL & WAGES-OVERTIME	6,383	7,000	7,500
001-5561-572.21-01	CONTRIB-SS TAX(EMPLOYER)	26,407	28,100	29,740
001-5561-572.21-02	CONTRIB-MED TAX(EMPLOYER)	6,176	6,600	6,960
001-5561-572.22-01	FRS CONTRIB-EMPLOYER	20,949	34,000	34,900
001-5561-572.22-03	CONTRIBUTION - HEALTH TRUST	-	-	4,800
001-5561-572.23-01	HEALTH & LIFE INS	15,741	17,000	18,950
001-5561-572.91-19	TO EMPLOYEES BENEFIT TRUST	3,990	4,530	-
TOTAL APPROPRIATION		\$ 503,703	\$ 544,724	\$ 574,955
OPERATING EXPENSES				
001-5561-572.29-01	CLOTHING & WEARING APPAREL	\$ 2,613	\$ 7,000	\$ -
001-5561-572.30-01	OPERATING EXPENSE	7,560	9,000	9,000
001-5561-572.30-31	OTHER EXPENSE/CLOTHING	-	-	7,000
001-5561-572.30-92	CREDIT CARD PYMT CHARGES	-	3,600	4,500
001-5561-572.31-02	PROFL SVCS-MEDICAL	-	1,900	1,500
001-5561-572.34-01	ADVERTISING	4,243	5,250	7,250
001-5561-572.40-03	TRAVEL & PER DIEM	-	100	100
001-5561-572.41-01	COMMUNICATIONS SVCS	4,793	5,000	5,000
001-5561-572.44-01	RENTALS & LEASES	5,975	9,000	7,000
001-5561-572.46-06	REPAIR & MAINTENANCE SVCS	7,634	6,000	6,000
001-5561-572.49-10	PURCHASES FOR RESALE	25,785	45,000	30,000
001-5561-572.52-14	CHEMICALS - OTHER	14,586	45,000	30,000
001-5561-572.52-15	OPERATING SUPPLIES-OTHER	15,476	27,000	27,000
001-5561-572.54-01	SUBSCRIPTION & MEMBERSHIP	105	900	900
001-5561-572.54-05	EDUCATION & TRAINING	-	1,000	1,000
TOTAL APPROPRIATION		\$ 88,770	\$ 165,750	\$ 136,250
CAPITAL EXPENSES				
001-5561-572.64-12	OTHER EQUIPMENT	\$ 37,272	\$ -	\$ -
TOTAL APPROPRIATION		\$ 37,272	\$ -	\$ -
TOTAL REQUESTED APPROPRIATION		\$ 629,745	\$ 710,474	\$ 711,205
PARKS & RECREATION DEPARTMENT TOTAL				
TOTAL REQUESTED APPROPRIATION		\$ 2,994,978	\$ 3,688,906	\$ 4,263,524

RECREATION TRUST FUND

TO ACCOUNT FOR THE RECEIPT AND DISBURSEMENT OF CASH
DONATIONS FROM REAL ESTATE DEVELOPERS; TO ACCOUNT FOR
THE RECEIPT AND DISBURSEMENT OF RENTAL INCOME FROM CELL
PHONE TOWERS.

**RECREATION TRUST FUND
FUND 103**

PROGRAM DEFINITION AND GOALS

The Recreation Trust Fund accounts for the revenues generated from cell phone tower rentals and cash donations from real estate developers.

REVENUES

	Actual FY 2014	Amended FY 2015	Proposed FY 2016	\$ Change	% Change
Recreation Trust Fund	\$ 393,408	\$ 408,500	\$ 776,948	\$ 368,448	90.20%
TOTAL	\$ 393,408	\$ 408,500	\$ 776,948	\$ 368,448	90.20%

BUDGET EXPENDITURES/EXPENSES

	Actual FY 2014	Amended FY 2015	Proposed FY 2016	\$ Change	% Change
Operating Expenses	\$ -	\$ 1,500	\$ 300	\$ (1,200)	-80.00%
Other	242,100	407,000	776,648	369,648	90.82%
TOTAL	\$ 242,100	\$ 408,500	\$ 776,948	\$ 368,448	90.20%

RECREATION TRUST FUND

		FY 2014 *	FY 2015	FY 2016
		ACTUAL	AMENDED	PROPOSED
ESTIMATED REVENUES				
103-0000-361.10-01	INTEREST INCOME	\$ -	\$ 1,000	\$ 300
103-0000-369.90-26	REV-TOWER SITE RENTALS	393,408	357,500	390,000
103-0000-389.10-01	TRANS FROM FUND BALANCE	-	50,000	386,648
TOTAL ESTIMATED REVENUES		\$ 393,408	\$ 408,500	\$ 776,948
REQUESTED APPROPRIATION				
OPERATING EXPENSES				
103-5555-572.39-03	OPER EXP-BANK FEES	\$ -	\$ 1,500	\$ 300
REQUESTED APPROPRIATION		\$ -	\$ 1,500	\$ 300
TRANSFERS & CONTINGENCY				
103-5555-572.91-15	CAPITAL IMPROVEMENT FUND	\$ 242,100	\$ 407,000	\$ 776,648
REQUESTED APPROPRIATION		\$ 242,100	\$ 407,000	\$ 776,648
TOTAL REQUESTED APPROPRIATION		\$ 242,100	\$ 408,500	\$ 776,948

* - FY 2014 Actual Revenues were previously included in Fund 603. The Recreation Trust Fund was moved to Fund 103 in FY 2015 per State of Florida Uniform Chart of Account Guidelines.

ROADS FUND

TO ACCOUNT FOR THE RECEIPT AND THE DISBURSEMENT
OF FUNDS DERIVED PRIMARILY FROM
THE LOCAL OPTION GAS TAX AND
THE STATE SHARED MOTOR FUEL TAX.

ROADS FUND - 111

Position Summary				
Position Title	Actual FY 2014	Adopted FY 2015	Amended FY 2015	Proposed FY 2016
Roads Fund				
Service Worker II ¹	1	1	1	1
Equipment Operator I ¹	-	-	-	1
Service Worker I	2	2	2	2
Total Roads Fund Positions	3	3	3	3

¹ Only 1 of 2 positions can be filled at any time

ROADS FUND

COST CENTER (4552)

PROGRAM DEFINITION AND GOALS

The Roads Fund accounts for the receipt and disbursement of funds derived primarily from the Local Option Gas Tax and the State Shared Motor Fuel Tax. The City's annual receipts are determined from a locally agreed upon distribution formula based on population and the monies are recorded in this special revenue fund. In addition, streetlight maintenance revenue from Florida Power and Light (FPL) and related expenditures are in the Roads Fund. Beginning in FY 2016, contractual bus service is also included in this fund.

The Roads Fund is responsible for the maintenance and upkeep of all City-owned roads. The Roads Fund also maintains all pedestrian sidewalks with the priority of user safety.

REVENUES

	Actual FY 2014	Amended FY 2015	Proposed FY 2016	\$ Change	% Change
Roads Fund	\$ 1,450,729	\$ 1,520,465	\$ 1,872,064	\$ 351,599	23.12%
TOTAL	\$ 1,450,729	\$ 1,520,465	\$ 1,872,064	\$ 351,599	23.12%

BUDGET EXPENDITURES /EXPENSES

	Actual FY 2014	Amended FY 2015	Proposed FY 2016	\$ Change	% Change
Personal Services	\$ 176,429	\$ 192,611	\$ 189,940	\$ (2,671)	-1.39%
Operating Expenses	681,883	1,260,505	1,215,124	(45,381)	-3.60%
Capital	305,605	67,349	467,000	399,651	593.40%
TOTAL	\$ 1,163,917	\$ 1,520,465	\$ 1,872,064	\$ 351,599	23.12%

PERFORMANCE MEASURES

	Actual FY 2014	Target FY 2015	Target FY 2016	% Change
Number of sidewalk repairs completed	N/A	100	100	0%

ROADS FUND

		FY 2014 ACTUAL	FY 2015 AMENDED	FY 2016 PROPOSED
ESTIMATED REVENUES				
111-0000-312.41-01	LOCAL OPTION GAS TAX (1-6)	\$ 554,348	\$ 960,000	\$ 550,000
111-0000-312.42-01	SECOND LOCAL OPT GAS TAX (1-5)	407,794	-	410,000
111-0000-335.12-20	MOTOR FUEL (R/S)	488,587	480,000	480,000
111-0000-338.90-03	CONTRIB - MINIBUSES	-	-	103,275
111-0000-361.10-01	INTEREST INCOME	-	1,500	1,500
111-0000-369.90-01	OTHER MISCELLANEOUS	-	37,208	38,324
111-0000-369.90-15	BUS FARES	-	-	35,000
111-0000-389.10-01	TRANS FROM FUND BALANCE	-	41,757	253,965
TOTAL ESTIMATED REVENUES		\$ 1,450,729	\$ 1,520,465	\$ 1,872,064

REQUESTED APPROPRIATION

PERSONAL SERVICES

111-4552-541.12-01	SAL & WAGES-REGULAR	\$ 107,251	\$ 105,911	\$ 112,620
111-4552-541.12-15	ADDED RESPONS INCREMENT	2,919	4,350	-
111-4552-541.13-05	SAL & WAGES-LONGEVITY	2,000	2,000	1,000
111-4552-541.14-01	SAL & WAGES-OVERTIME	3,483	3,000	3,000
111-4552-541.21-01	CONTRIB-SS TAX(EMPLOYER)	6,410	7,200	7,230
111-4552-541.21-02	CONTRIB-MED TAX(EMPLOYER)	1,499	2,000	1,700
111-4552-541.22-01	CONTR-RETIREMENT-EMPLOYER	8,006	9,000	8,250
111-4552-541.22-03	CONTRIBUTION - HEALTH TRUST	-	-	1,140
111-4552-541.23-01	HEALTH & LIFE INS	43,891	58,000	55,000
111-4552-541.91-19	TO EMPLOYEES BENEFIT TRUST	970	1,150	-
REQUESTED APPROPRIATION		\$ 176,429	\$ 192,611	\$ 189,940

OPERATING EXPENSES

111-4552-541.29-01	CLOTHING & WEARNG APPAREL	\$ 1,832	\$ 2,000	\$ 2,000
111-4552-541.31-02	PROFL SVCS-MEDICAL	-	500	500
111-4552-541.34-16	CONTRACTUAL SVCS-OTHER	163,063	8,394	-
111-4552-541.34-56	CONTRACT SVCS-BUS SERVICE	-	-	350,000
111-4552-541.39-03	OPER EXP-BANK FEES	-	2,300	2,300
111-4552-541.40-03	TRAVEL & PER DIEM	-	300	300
111-4552-541.43-01	UTILITY SERVICES	447,803	444,000	450,000
111-4552-541.43-02	WATER	45,450	56,000	60,000
111-4552-541.44-01	RENTALS & LEASES	-	2,000	2,000
111-4552-541.46-02	MAINT - STRUCTURES	-	2,000	-
111-4552-541.46-37	MAINT - STREET LIGHTS	-	37,208	38,324
111-4552-541.46-38	MAINTENANCE - ROADS	-	656,089	250,000
111-4552-541.52-02	GAS, OIL & COOLANT	-	10,000	10,000
111-4552-541.52-15	OPERATING SUPPLIES-OTHER	18,048	26,014	47,000
111-4552-541.53-01	MAINT-STREETS & BRIDGES	4,598	12,000	-
111-4552-541.54-01	SUBSCRIPTION & MEMBERSHIP	1,089	700	700
111-4552-541.54-05	EDUCATION & TRAINING	-	1,000	2,000
REQUESTED APPROPRIATION		\$ 681,883	\$ 1,260,505	\$ 1,215,124

CAPITAL EXPENSES

111-4552-541.63-01	OTHER IMPROVEMENTS	\$ 148,661	\$ 7,419	\$ -
111-4552-541.63-21	ROAD, STREET & DR IMPROV	26,115	21,930	-
111-4552-541.64-02	ACQUISITION OF VEHICLES	-	-	57,000
111-4552-541.64-12	OTHER EQUIPMENT	2,940	13,000	-
111-4552-541.68-06	ROAD IMPROVEMENTS &REPAVE	123,826	-	-
111-4552-541.68-42	TRAFFIC CALMING DEVICES	4,063	25,000	-
111-4552-541.68-96	CAPITAL ROAD PROJECTS (1-5)	-	-	410,000
TOTAL CAPITAL EXPENSES		\$ 305,605	\$ 67,349	\$ 467,000
TOTAL REQUESTED APPROPRIATION		\$ 1,163,917	\$ 1,520,465	\$ 1,872,064

POLICE OFFICERS' TRAINING FUND

TO ACCOUNT FOR THE RECEIPT AND DISBURSEMENT
OF FUNDS DERIVED FROM COURT COSTS REQUIRED TO BE USED FOR THE
PURPOSE OF LAW ENFORCEMENT EDUCATION EXPENDITURES.

POLICE OFFICERS' TRAINING FUND
FUND 116

PROGRAM DEFINITION AND GOALS

The Police Officers' Training Fund accounts for the receipt and disbursement of funds derived from court costs required to be used for the purpose of law enforcement education expenditures.

REVENUES

	Actual FY 2014	Amended FY 2015	Proposed FY 2016	\$ Change	% Change
Police Officers' Training Fund	\$ 9,911	\$ 25,100	\$ 40,050	\$ 14,950	59.56%
TOTAL	\$ 9,911	\$ 25,100	\$ 40,050	\$ 14,950	59.56%

BUDGET EXPENDITURES/EXPENSES

	Actual FY 2014	Amended FY 2015	Proposed FY 2016	\$ Change	% Change
Operating Expenses	\$ 15,200	\$ 25,100	\$ 40,050	\$ 14,950	59.56%
TOTAL	\$ 15,200	\$ 25,100	\$ 40,050	\$ 14,950	59.56%

POLICE OFFICERS' TRAINING FUND

		FY 2014		FY 2015		FY 2016
		ACTUAL		AMENDED		PROPOSED
ESTIMATED REVENUES						
116-0000-351.30-01	POLICE ACADEMY	\$	9,911	\$	-	\$ -
116-0000-361.10-01	INTEREST INCOME		-		100	100
116-0000-389.10-01	TRANS FROM FUND BALANCE		-		25,000	39,950
TOTAL ESTIMATED REVENUES		\$	9,911	\$	25,100	\$ 40,050
REQUESTED APPROPRIATION						
OPERATING EXPENSES						
116-1810-521.39-03	OPER EXP-BANK FEES	\$	-	\$	50	\$ 50
116-1810-521.54-01	SUBSCRIPTION & MEMBERSHIP		15,200		-	-
116-1810-521.54-05	EDUCATION & TRAINING		-		25,050	40,000
TOTAL REQUESTED APPROPRIATION		\$	15,200	\$	25,100	\$ 40,050

FEDERAL FORFEITURE FUND

TO ACCOUNT FOR THE RECEIPT AND DISBURSEMENT
OF FUNDS AND PROPERTIES SEIZED OR CONFISCATED FROM CRIMINAL
ACTIVITIES IN CONNECTION WITH FEDERAL FORFEITURE CASES.

**FEDERAL FORFEITURE FUND
FUND 117**

PROGRAM DEFINITION AND GOALS

The Federal Forfeiture Fund accounts for the receipt and disbursement of funds and properties seized or confiscated from criminal activities in connection with federal forfeiture cases.

REVENUES

	Actual FY 2014	Amended FY 2015	Proposed FY 2016	\$ Change	% Change
Federal Forfeiture Fund	\$ 100,634	\$ 555,288	\$ 166,260	\$ (389,028)	-70.06%
TOTAL	\$ 100,634	\$ 555,288	\$ 166,260	\$ (389,028)	-70.06%

BUDGET EXPENDITURES/EXPENSES

	Actual FY 2014	Amended FY 2015	Proposed FY 2016	\$ Change	% Change
Operating Expenses	\$ 340,279	\$ 142,000	\$ 135,260	\$ (6,740)	-4.75%
Capital	24,639	413,288	31,000	(382,288)	-92.50%
Other	275,534	-	-	-	0.00%
TOTAL	\$ 640,452	\$ 555,288	\$ 166,260	\$ (389,028)	-70.06%

FEDERAL FORFEITURE FUND

		FY 2014 ACTUAL	FY 2015 AMENDED	FY 2016 PROPOSED
ESTIMATED REVENUES				
117-0000-351.20-01	FEDERAL	\$ 32,697	\$ -	\$ -
117-0000-351.20-03	FEDERAL-TREASURY DEPT	26,278	-	-
117-0000-359.20-01	CASH/FEDERAL	6,870	-	-
117-0000-361.xx	INVESTMENT/INTEREST INCOME	15,039	1,000	1,000
117-0000-364.41-01	DISPOSITN OF FIXED ASSETS	19,750	-	-
117-0000-389.10-01	TRANS FROM FUND BALANCE	-	554,288	165,260
TOTAL ESTIMATED REVENUES		\$ 100,634	\$ 555,288	\$ 166,260
REQUESTED APPROPRIATION				
OPERATING EXPENSES				
117-1810-521.29-01	CLOTHING & WEARING APPAREL	\$ 71,091	\$ -	\$ -
117-1810-521.30-01	OPERATING EXPENSE	20,044	15,000	25,000
117-1810-521.30-68	SPECIAL INVESTIGATIVE FD	5,652	-	-
117-1810-521.30-80	OPER EXP-NAT'L NIGHT OUT	3,914	-	-
117-1810-521.39-03	OPER EXP-BANK FEES	-	2,000	2,000
117-1810-521.44-01	RENTALS & LEASES	42,300	65,000	58,260
117-1810-521.46-07	REP & MAINT-OTHER EQUIP	-	45,000	5,000
117-1810-521.52-15	OPERATING SUPPLIES-OTHER	181,443	-	45,000
117-1810-521.54-01	SUBSCRIPTION & MEMBERSHIP	15,835	-	-
117-1810-521.54-05	EDUCATION & TRAINING	-	15,000	-
REQUESTED APPROPRIATION		\$ 340,279	\$ 142,000	\$ 135,260
CAPITAL EXPENSES				
117-1810-521.64-02	ACQUISITION OF VEHICLES	\$ 9,483	\$ 185,000	\$ -
117-1810-521.64-10	COMP EQUIP	15,156	-	31,000
117-1810-521.64-12	OTHER EQUIPMENT	-	228,288	-
REQUESTED APPROPRIATION		\$ 24,639	\$ 413,288	\$ 31,000
GRANTS & AID				
117-1810-521.82-20	DONATIONS	\$ -	\$ -	\$ -
REQUESTED APPROPRIATION		\$ -	\$ -	\$ -
TRANSFERS				
117-1810-521.91-03	GENERAL FUND	\$ 275,534	\$ -	\$ -
REQUESTED APPROPRIATION		\$ 275,534	\$ -	\$ -
TOTAL REQUESTED APPROPRIATION		\$ 640,452	\$ 555,288	\$ 166,260

STATE FORFEITURE FUND

TO ACCOUNT FOR THE RECEIPT AND DISBURSEMENT
OF FUNDS AND PROPERTIES SEIZED OR CONFISCATED FROM CRIMINAL
ACTIVITIES IN CONNECTION WITH STATE FORFEITURE CASES.

**STATE FORFEITURE FUND
FUND 118**

PROGRAM DEFINITION AND GOALS

The State Forfeiture Fund accounts for the receipt and disbursement of funds and properties seized or confiscated from criminal activities in connection with state forfeiture cases.

REVENUES

	Actual FY 2014	Amended FY 2015	Proposed FY 2016	\$ Change	% Change
State Forfeiture Fund	\$ 37,909	\$ 44,000	\$ 44,000	\$ -	0.00%
TOTAL	\$ 37,909	\$ 44,000	\$ 44,000	\$ -	0.00%

BUDGET EXPENDITURES/EXPENSES

	Actual FY 2014	Amended FY 2015	Proposed FY 2016	\$ Change	% Change
Operating Expenses	\$ 9,415	\$ 44,000	\$ 44,000	\$ -	0.00%
TOTAL	\$ 9,415	\$ 44,000	\$ 44,000	\$ -	0.00%

STATE FORFEITURE FUND

		FY 2014 *	FY 2015	FY 2016
		ACTUAL	AMENDED	PROPOSED
ESTIMATED REVENUES				
118-0000-351.20-02	FL CONTRABAND FORFEITURE ACT	\$ 28,243	\$ -	\$ -
118-0000-356.10-01	CASH/FL FORFEITURE	3,000	-	-
118-0000-361.10-01	INTEREST INCOME	6,666	500	500
118-0000-389.10-01	TRANS FROM FUND BALANCE	-	43,500	43,500
TOTAL ESTIMATED REVENUES		\$ 37,909	\$ 44,000	\$ 44,000
REQUESTED APPROPRIATION				
OPERATING EXPENSES				
118-1810-521.29-01	CLOTHING & WEARING APPAREL	\$ -	\$ 15,000	\$ -
118-1810-521.30-01	OTHER EXPENSE	750	-	15,000
118-1810-521.30-68	SPECIAL INVESTIGATIVE FD	-	5,000	5,000
118-1810-521.30-80	OPER EXP-NAT'L NIGHT OUT	7,915	13,000	13,000
118-1810-521.39-03	OPER EXP-BANK FEES	-	1,000	1,000
118-1810-521.48-02	PROMOTIONAL ACTIVITY	-	10,000	10,000
REQUESTED APPROPRIATION		\$ 8,665	\$ 44,000	\$ 44,000
GRANTS & AID				
118-1810-521.82-20	DONATIONS	\$ 750	\$ -	\$ -
REQUESTED APPROPRIATION		\$ 750	\$ -	\$ -
TOTAL REQUESTED APPROPRIATION		\$ 9,415	\$ 44,000	\$ 44,000

* - FY 2014 actual revenues and expenditures were previously included in Fund 117.

STATE HOUSING INITIATIVE PARTNERSHIP (SHIP) FUND

TO ACCOUNT FOR THE RECEIPT AND DISBURSEMENT OF THE
STATE HOUSING INITIATIVE PARTNERSHIP (SHIP) GRANT FUNDS.

SHIP FUNDS

FUNDS 125-128

PROGRAM DEFINITION AND GOALS

The State Housing Initiative Partnership (SHIP) Grant Funds account for the receipt and disbursement of SHIP funds and properly account for funds received from the State Housing Initiatives Partnership for the purpose of providing affordable housing in the City.

REVENUES

	Actual FY 2014	Amended FY 2015	Proposed FY 2016	\$ Change	% Change
SHIP Fund -126	\$ -	\$ 60,000	\$ -	\$ (60,000)	-100.00%
SHIP Program Income - 127	34,044	44,337	-	(44,337)	-100.00%
SHIP Fund - 128	-	35,796	265,202	229,406	640.87%
TOTAL	\$ 34,044	\$ 140,133	\$ 265,202	\$ 125,069	89.25%

BUDGET EXPENDITURES/EXPENSES

	Actual FY 2014	Amended FY 2015	Proposed FY 2016	\$ Change	% Change
Operating Expenses	\$ 1,451	\$ 3,580	\$ 26,520	\$ 22,940	640.78%
Other	63,432	136,553	238,682	102,129	74.79%
TOTAL	\$ 64,883	\$ 140,133	\$ 265,202	\$ 125,069	89.25%

STATE HOUSING INITIATIVE PARTNERSHIP GRANT FUND - FY 13/14

		FY 2014 ACTUAL	FY 2015 AMENDED	FY 2016 PROPOSED
ESTIMATED REVENUES				
126-0000-389.10-01	TRANS FROM FUND BALANCE	\$ -	\$ 60,000	\$ -
	TOTAL ESTIMATED REVENUES	\$ -	\$ 60,000	\$ -
REQUESTED APPROPRIATION				
OPERATING EXPENSES				
126-0405-512.30-56	PROGRAM ADMINISTRATION	\$ 143	\$ -	\$ -
	REQUESTED APPROPRIATION	\$ 143	\$ -	\$ -
GRANTS & AID				
126-0405-512.83-21	GRNT-HOME REPAIR PROGRAM	\$ 52,632	\$ 60,000	\$ -
	REQUESTED APPROPRIATION	\$ 52,632	\$ 60,000	\$ -
	TOTAL REQUESTED APPROPRIATION	\$ 52,775	\$ 60,000	\$ -

**STATE HOUSING INITIATIVE PARTNERSHIP GRANT FUND
PROGRAM INCOME**

		FY 2014 ACTUAL	FY 2015 AMENDED	FY 2016 PROPOSED
ESTIMATED REVENUES				
127-0000-334.51-02	RECAPTURED FUNDS-HOUSING	\$ 34,044	\$ -	\$ -
127-0000-389.10-01	TRANS FROM FUND BALANCE	-	44,337	-
TOTAL ESTIMATED REVENUES		\$ 34,044	\$ 44,337	\$ -
REQUESTED APPROPRIATION				
OPERATING EXPENSES				
127-0405-512.30-56	PROGRAM ADMINISTRATION	\$ 1,308	\$ -	\$ -
REQUESTED APPROPRIATION		\$ 1,308	\$ -	\$ -
GRANTS & AID				
127-0405-512.83-23	HOME REPAIR-FROM PRG INC	\$ 10,800	\$ 44,337	\$ -
REQUESTED APPROPRIATION		\$ 10,800	\$ 44,337	\$ -
TOTAL REQUESTED APPROPRIATION		\$ 12,108	\$ 44,337	\$ -

STATE HOUSING INITIATIVE PARTNERSHIP GRANT FUND

		FY 2014 ACTUAL		FY 2015 AMENDED		FY 2016 PROPOSED
ESTIMATED REVENUES						
128-0000-334.70-10	GRANT/STATE (SHIP FUNDS)	\$	-	\$	35,796	\$ 265,202
	TOTAL ESTIMATED REVENUES	\$	-	\$	35,796	\$ 265,202
OPERATING EXPENSES - SHIP						
128-0405-512.30-56	PROGRAM ADMINISTRATION	\$	-	\$	3,580	\$ 26,520
	REQUESTED APPROPRIATION	\$	-	\$	3,580	\$ 26,520
GRANTS & AID						
128-0405-512.83-21	GRNT-HOME REPAIR PROGRAM	\$	-	\$	32,216	\$ 238,682
	REQUESTED APPROPRIATION	\$	-	\$	32,216	\$ 238,682
	TOTAL REQUESTED APPROPRIATION	\$	-	\$	35,796	\$ 265,202

COMMUNITY DEVELOPMENT BLOCK GRANT (CDBG) FUND

TO ACCOUNT FOR THE RECEIPT AND DISBURSEMENT OF FEDERAL
COMMUNITY DEVELOPMENT BLOCK GRANT (CDBG) FUNDS.

COMMUNITY DEVELOPMENT BLOCK GRANT FUND

FUND 130

PROGRAM DEFINITION AND GOALS

The Community Development Block Grant (CDBG) Fund accounts for the receipt and disbursement of CDBG funds based on grant agreements between the City and the United States Department of Housing and Urban Development (HUD). This fund will account for revenues and expenditures for housing rehabilitation, qualified public safety programs, and public services.

REVENUES

	Actual FY 2014	Amended FY 2015	Proposed FY 2016	\$ Change	% Change
Community Development Block Grant Fund	\$ 404,286	\$ 543,327	\$ 337,661	\$ (205,666)	-37.85%
TOTAL	\$ 404,286	\$ 543,327	\$ 337,661	\$ (205,666)	-37.85%

BUDGET EXPENDITURES/EXPENSES

	Actual FY 2014	Amended FY 2015	Proposed FY 2016	\$ Change	% Change
Operating Expenses	\$ 66,173	\$ 69,135	\$ 67,532	\$ (1,603)	-2.32%
Other	346,635	474,192	270,129	(204,063)	-43.03%
TOTAL	\$ 412,808	\$ 543,327	\$ 337,661	\$ (205,666)	-37.85%

COMMUNITY DEVELOPMENT BLOCK GRANT (CDBG)

		FY 2014 ACTUAL	FY 2015 AMENDED	FY 2016 PROPOSED
ESTIMATED REVENUES				
130-0000-331.50-11	CDBG FY 2011	\$ 152,237	\$ -	\$ -
130-0000-331.50-12	CDBG FY 2012	22,744	-	-
130-0000-331.50-13	CDBG FY 2013	67,677	-	-
130-0000-331.50-14	CDBG FY 2014	133,309	197,652	-
130-0000-331.50-15	CDBG FY 2015	-	345,675	-
130-0000-331.50-xx	CDBG FY 2016	-	-	337,661
130-0000-331.51-02	PROGRAM INCOME-HOUSING	28,319	-	-
TOTAL ESTIMATED REVENUES		\$ 404,286	\$ 543,327	\$ 337,661

REQUESTED APPROPRIATION

GRANTS & AID - CDBG 2011

130-3011-512.83-01	AID/MINOR HOME REPAIR	\$ 152,237	\$ -	\$ -
REQUESTED APPROPRIATION		\$ 152,237	\$ -	\$ -

GRANTS & AID - CDBG 2012

130-3012-512.83-01	AID/MINOR HOME REPAIR	\$ 22,744	\$ -	\$ -
REQUESTED APPROPRIATION		\$ 22,744	\$ -	\$ -

GRANTS & AID - CDBG 2013

130-3013-512.83-01	AID/MINOR HOME REPAIR	\$ 67,677	\$ -	\$ -
REQUESTED APPROPRIATION		\$ 67,677	\$ -	\$ -

OPERATING EXPENSES - CDBG 2014

130-3014-512.30-56	PROGRAM ADMINISTRATION	\$ 66,147	\$ -	\$ -
REQUESTED APPROPRIATION		\$ 66,147	\$ -	\$ -

GRANTS & AID - CDBG 2014

130-3014-512.83-01	AID/MINOR HOME REPAIR	\$ 103,977	\$ 197,428	\$ -
REQUESTED APPROPRIATION		\$ 103,977	\$ 197,428	\$ -

OPERATING EXPENSES - CDBG 2015

130-3015-512.30-56	PROGRAM ADMINISTRATION	\$ 26	\$ 69,135	\$ -
REQUESTED APPROPRIATION		\$ 26	\$ 69,135	\$ -

GRANTS & AID

130-3015-512.83-01	AID/MINOR HOME REPAIR	\$ -	\$ 276,540	\$ -
REQUESTED APPROPRIATION		\$ -	\$ 276,540	\$ -

COMMUNITY DEVELOPMENT BLOCK GRANT (CDBG)

		FY 2014 ACTUAL	FY 2015 AMENDED	FY 2016 PROPOSED
OPERATING EXPENSES - CDBG 2016				
130-3016-512.30-56	PROGRAM ADMINISTRATION	\$ -	\$ -	\$ 67,532
	REQUESTED APPROPRIATION	\$ -	\$ -	\$ 67,532
GRANTS & AID				
130-3016-512.83-01	AID/MINOR HOME REPAIR	\$ -	\$ -	\$ 270,129
	REQUESTED APPROPRIATION	\$ -	\$ -	\$ 270,129
GRANTS & AID				
130-3030-512.83-23	AID/MINOR HOME REPAIR FR PRG INC	\$ -	\$ 224	\$ -
	REQUESTED APPROPRIATION	\$ -	\$ 224	\$ -
TOTAL REQUESTED APPROPRIATION				
		\$ 412,808	\$ 543,327	\$ 337,661

NEIGHBORHOOD STABILIZATION PROGRAM (NSP) FUND

TO ACCOUNT FOR THE RECEIPT AND DISBURSEMENT OF THE
NEIGHBORHOOD STABILIZATION PROGRAM (NSP) GRANT FUNDS.

NEIGHBORHOOD STABILIZATION PROGRAM FUND

FUND 132/133

PROGRAM DEFINITION AND GOALS

The Neighborhood Stabilization Program (NSP) Fund accounts for the receipt and disbursement of NSP grant funds received under the American Recovery and Reinvestment Act of 2009, and the Housing and Economic Recovery Act of 2008 to acquire properties for the purpose of rehabilitation and resale.

REVENUES

	Actual FY 2014	Amended FY 2015	Proposed FY 2016	\$ Change	% Change
NSP 1	\$ -	\$ 344,767	\$ 200,000	\$ (144,767)	-41.99%
NSP 3	372,635	100,000	-	(100,000)	-100.00%
TOTAL	\$ 372,635	\$ 444,767	\$ 200,000	\$ (244,767)	-55.03%

BUDGET EXPENDITURES/EXPENSES

	Actual FY 2014	Amended FY 2015	Proposed FY 2016	\$ Change	% Change
Operating Expenses - NSP 1	\$ 347,441	\$ 344,767	\$ 200,000	\$ (144,767)	-41.99%
Operating Expenses - NSP 3	610,285	100,000	-	(100,000)	-100.00%
TOTAL	\$ 957,726	\$ 444,767	\$ 200,000	\$ (244,767)	-55.03%

NEIGHBORHOOD STABILIZATION PROGRAM (NSP 1)

		FY 2014 ACTUAL	FY 2015 AMENDED	FY 2016 PROPOSED
ESTIMATED REVENUES				
132-0000-331.51-03	PROGRAM INC-HOME SALES	\$ -	\$ -	\$ 162,000
132-0000-389.10-01	TRANS FROM FUND BALANCE	-	344,767	38,000
TOTAL ESTIMATED REVENUES		\$ -	\$ 344,767	\$ 200,000
REQUESTED APPROPRIATION				
OPERATING EXPENSES				
132-3009-512.31-67	RECAPT FDS-NSP PROJ DELIV	\$ 34,007	\$ 16,909	\$ 20,000
132-3009-512.31-68	PROJECT DELIVERY	-	-	18,000
132-3009-512.61-53	PROG INC-NSP HOMES	313,435	327,858	162,000
REQUESTED APPROPRIATION		\$ 347,441	\$ 344,767	\$ 200,000
TOTAL REQUESTED APPROPRIATION		\$ 347,441	\$ 344,767	\$ 200,000

NEIGHBORHOOD STABILIZATION PROGRAM (NSP 3)

		FY 2014 ACTUAL	FY 2015 AMENDED	FY 2016 PROPOSED
ESTIMATED REVENUES				
133-0000-331.50-30	2012 CDBG-NSP3	\$ 19,846	\$ -	\$ -
133-0000-331.51-03	PROGRAM INC-HOME SALES	352,789	100,000	-
TOTAL ESTIMATED REVENUES		\$ 372,635	\$ 100,000	\$ -
REQUESTED APPROPRIATION				
OPERATING EXPENSES				
133-3012-512.30-76	NSP PROGRAM ADMIN	\$ 30,139	\$ -	\$ -
133-3012-512.31-67	RECAPT FDS-NSP PROJ DELIV	14,110	10,000	-
133-3012-512.61-53	PROG INC-NSP HOMES	562,936	90,000	-
133-3012-512.61-54	NSP3 ACQUISITION & REHAB	3,100	-	-
REQUESTED APPROPRIATION		\$ 610,285	\$ 100,000	\$ -
TOTAL REQUESTED APPROPRIATION		\$ 610,285	\$ 100,000	\$ -

HOME REHABILITATION PROGRAM FUND

TO ACCOUNT FOR THE RECEIPT AND DISBURSEMENT OF THE
HOME REHABILITATION PROGRAM GRANT FUNDS.

HOME REHABILITATION PROGRAM FUND

FUND 138

PROGRAM DEFINITION AND GOALS

The Home Rehabilitation Program (HOME) Fund was created upon the acceptance of the grant agreement between the City and the U.S. Department of Housing and Urban Development (HUD). Home Investment Partnership Funds Consortium with Broward County provides assistance to homeowners for home rehabilitation to correct health or safety issues, address code violations, and bring homes up to the local or state building code for households within the HOME funding guidelines.

REVENUES

	Actual FY 2014	Amended FY 2015	Proposed FY 2016	\$ Change	% Change
Home Rehabilitation Program Fund	\$ 150,561	\$ 69,010	\$ 70,000	\$ 990	1.43%
TOTAL	\$ 150,561	\$ 69,010	\$ 70,000	\$ 990	1.43%

BUDGET EXPENDITURES/EXPENSES

	Actual FY 2014	Amended FY 2015	Proposed FY 2016	\$ Change	% Change
Other	\$ 150,561	\$ 69,010	\$ 70,000	\$ 990	1.43%
TOTAL	\$ 150,561	\$ 69,010	\$ 70,000	\$ 990	1.43%

HOME REHABILITATION PROGRAM (HOME) FUND

		FY 2014 ACTUAL	FY 2015 AMENDED	FY 2016 PROPOSED
ESTIMATED REVENUES				
138-0000-331.53-11	2010/11 HOME PROG-BRWD CNTY	\$ 305	\$ -	\$ -
138-0000-331.53-12	2011/12 HOME PROG-BRWD CNTY	67,660	-	-
138-0000-331.53-13	2012/13 HOME PROG-BRWD CNTY	73,464	-	-
138-0000-331.53-14	2013/14 HOME PROG-BRWD CNTY	9,132	69,010	-
138-0000-331.53-15	2014/15 HOME PROG-BRWD CNTY	-	-	70,000
TOTAL ESTIMATED REVENUES		\$ 150,561	\$ 69,010	\$ 70,000

REQUESTED APPROPRIATION

GRANTS & AID

138-4011-512.83-01	AID/MINOR HOME REPAIR	\$ 305	\$ -	\$ -
138-4012-512.83-01	AID/MINOR HOME REPAIR	67,660	-	-
138-4013-512.83-01	AID/MINOR HOME REPAIR	73,464	-	-
138-4014-512.83-01	AID/MINOR HOME REPAIR	9,132	69,010	-
138-4015-512.83-01	AID/MINOR HOME REPAIR	-	-	70,000
TOTAL REQUESTED APPROPRIATION		\$ 150,561	\$ 69,010	\$ 70,000

PUBLIC SAFETY IMPACT FEES FUND

TO ACCOUNT FOR THE RECEIPT AND DISBURSEMENT OF FUNDS DERIVED
FROM IMPACT FEES RECEIVED FROM DEVELOPERS AND RESIDENTS.

PUBLIC SAFETY IMPACT FEE FUND *

FUND 150

PROGRAM DEFINITION AND GOALS

The Public Safety Impact Fee Fund accounts for the receipt and disbursement of funds derived from impact fees received from developers and residents.

Public Safety impact fees are used to fund the capital construction and expansion of public safety related land, as well as facilities and capital equipment required to support the additional public safety service demand created by new growth.

REVENUES

	Actual FY 2014	Amended FY 2015	Proposed FY 2016	\$ Change	% Change
Public Safety Impact Fee Fund *	\$ -	\$ 21,000	\$ 20,500	\$ (500)	-2.38%
TOTAL	\$ -	\$ 21,000	\$ 20,500	\$ (500)	-2.38%

BUDGET EXPENDITURES /EXPENSES

	Actual FY 2014	Amended FY 2015	Proposed FY 2016	\$ Change	% Change
Operating Expenses	\$ -	\$ 2,000	\$ 500	\$ (1,500)	0.00%
Capital	-	19,000	20,000	1,000	0.00%
TOTAL	\$ -	\$ 21,000	\$ 20,500	\$ (500)	-2.38%

* - Prior to FY 2015, impact fee revenues and expenditures were included in the General Fund.

PUBLIC SAFETY IMPACT FEE FUND

		FY 2014 ACTUAL	FY 2015 AMENDED	FY 2016 PROPOSED
ESTIMATED REVENUES				
150-0000-324.11-01	PD IMPACT FEE- PD RESIDENTIAL	\$ -	\$ 5,000	\$ 5,000
150-0000-324.11-02	FD IMPACT FEE- FD RESIDENTIAL	-	5,000	5,000
150-0000-324.12-01	PD IMPACT FEE-COMMERCIAL	-	5,000	5,000
150-0000-324.12-02	FD IMPACT FEE-COMMERCIAL	-	5,000	5,000
150-0000-361.10-26	INT-POL IMP RESIDENTIAL	-	250	125
150-0000-361.10-27	INT-FIRE IMP RESIDENTIAL	-	250	125
150-0000-361.10-28	INT-POL IMP COMMERCIAL	-	250	125
150-0000-361.10-29	INT-FIRE IMP COMMERCIAL	-	250	125
TOTAL ESTIMATED REVENUES		\$ -	\$ 21,000	\$ 20,500
APPROPRIATIONS				
POLICE DEPARTMENT				
OPERATING EXPENSES				
150-1810-521.39-03	OPER EXP-BANK FEES	\$ -	\$ 1,000	\$ 250
REQUESTED APPROPRIATION		\$ -	\$ 1,000	\$ 250
CAPITAL EXPENSES				
150-1810-521.64-12	OTHER EQUIPMENT	\$ -	\$ 9,500	\$ 10,000
REQUESTED APPROPRIATION		\$ -	\$ 9,500	\$ 10,000
TOTAL REQUESTED APPROPRIATION		\$ -	\$ 10,500	\$ 10,250
FIRE DEPARTMENT				
OPERATING EXPENSES				
150-2010-522.39-03	OPER EXP - BANK FEES	\$ -	\$ 1,000	\$ 250
REQUESTED APPROPRIATION		\$ -	\$ 1,000	\$ 250
CAPITAL EXPENSES				
150-2010-522.64-12	OTHER EQUIPMENT	\$ -	\$ 9,500	\$ 10,000
REQUESTED APPROPRIATION		\$ -	\$ 9,500	\$ 10,000
TOTAL REQUESTED APPROPRIATION		\$ -	\$ 10,500	\$ 10,250
PUBLIC SAFETY	TOTAL REQUESTED APPROPRIATION	\$ -	\$ 21,000	\$ 20,500

GENERAL OBLIGATION DEBT SERVICE FUND

TO ACCOUNT FOR THE ACCUMULATION OF
PROPERTY TAXES WHICH ARE USED TO PAY
PRINCIPAL, INTEREST and RELATED COSTS OF THE:

GENERAL OBLIGATION REFUNDING BONDS, SERIES 2004
and
GENERAL OBLIGATION BONDS, SERIES 2007

GENERAL OBLIGATION DEBT SERVICE FUND

FUND 211

PROGRAM DEFINITION AND GOALS

The General Obligation Debt Service Fund accounts for the accumulation of property taxes used to pay principal, interest and related costs of the General Obligation Refunding Bonds, Series 2004 (used to provide resources to purchase United States Government securities placed in an irrevocable trust for the purpose of generating resources for all future debt service payments of General Obligation Refunding Bond Series 1995) and the General Obligation Bonds, Series 2007 used to finance the various projects consisting of repavement, repair, and installation of streets, sidewalks and bridges within the City.

REVENUES

	Actual FY 2014	Amended FY 2015	Proposed FY 2016	\$ Change	% Change
General Obligation Debt Service Fund	\$ 2,207,421	\$ 2,202,266	\$ 2,206,780	\$ 4,514	0.20%
TOTAL	\$ 2,207,421	\$ 2,202,266	\$ 2,206,780	\$ 4,514	0.20%

BUDGET EXPENDITURES/EXPENSES

	Actual FY 2014	Amended FY 2015	Proposed FY 2016	\$ Change	% Change
Other	\$ 2,205,073	\$ 2,202,266	\$ 2,206,780	\$ 4,514	0.20%
TOTAL	\$ 2,205,073	\$ 2,202,266	\$ 2,206,780	\$ 4,514	0.20%

GENERAL OBLIGATION DEBT SERVICE FUND

		FY 2014 ACTUAL	FY 2015 AMENDED	FY 2016 PROPOSED
ESTIMATED REVENUES				
211-0000-311.10-01	TAXES-REAL & PROPERTY	\$ 463,538	\$ 2,202,266	\$ 2,206,780
211-0000-311.20-01	REAL& PROPERTY TAX-DELINQ	(2,350)	-	-
211-0000-311.20-02	INTEREST INC-AD VALOREM	70	-	-
211-0000-381.10-03	UTILITY O&M FUND	1,746,163	-	-
TOTAL ESTIMATED REVENUES		\$ 2,207,421	\$ 2,202,266	\$ 2,206,780
REQUESTED APPROPRIATION				
211-0610-517.71-21	PRIN-G.O. REV BONDS 2004	\$ -	\$ 423,531	\$ 438,739
211-0610-517.71-43	PRINC-G.O.BONDS 2007	-	625,000	655,000
211-0610-517.72-39	INT-G.O. REV BONDS 2004	-	31,573	16,066
211-0610-517.72-43	INT-G.O.BONDS 2007	-	1,121,162	1,091,475
211-0610-517.73-01	OTHER DEBT SERVICE COSTS	-	-	4,000
211-0610-517.73-35	PAYING AGENT FEE	-	1,000	1,500
211-0610-582.71-21	PRIN-G.O. REV BONDS 2004	412,622	-	-
211-0610-582.71-43	PRINC-G.O.BONDS 2007	600,000	-	-
211-0610-582.72-39	INT-G.O. REV BONDS 2004	46,567	-	-
211-0610-582.72-43	INT-G.O.BONDS 2007	1,145,163	-	-
211-0610-582.73-35	PAYING AGENT FEE	721	-	-
TOTAL REQUESTED APPROPRIATION		\$ 2,205,073	\$ 2,202,266	\$ 2,206,780

CAPITAL PROJECTS FUND

TO ACCOUNT FOR THE ACQUISITION AND/OR
CONSTRUCTION OF MAJOR CAPITAL PROJECTS
(EXCEPT ENTERPRISE).

CAPITAL PROJECTS FUND

FUND 334

PROGRAM DEFINITION AND GOALS

The Capital Projects Fund accounts for the acquisition and/or construction of major City projects (except Enterprise). The Capital Projects Fund includes a five year projected capital improvement budget detailed in the Capital Improvement Program section.

REVENUES

	Actual FY 2014	Amended FY 2015	Proposed FY 2016	\$ Change	% Change
Capital Projects Fund	\$ 1,074,764	\$ 1,547,350	\$ 2,184,000	\$ 636,650	41.14%
TOTAL	\$ 1,074,764	\$ 1,547,350	\$ 2,184,000	\$ 636,650	41.14%

BUDGET EXPENDITURES/EXPENSES

	Actual FY 2014	Amended FY 2015	Proposed FY 2016	\$ Change	% Change
Capital	\$ 432,978	\$ 1,247,350	\$ 2,184,000	\$ 936,650	75.09%
Other	-	300,000	-	(300,000)	-100.00%
TOTAL	\$ 432,978	\$ 1,547,350	\$ 2,184,000	\$ 636,650	41.14%

CAPITAL PROJECTS FUND

		FY 2014 ACTUAL	FY 2015 AMENDED	FY 2016 PROPOSED
ESTIMATED REVENUES				
334-0000-337.90-17	DOGGYWD PHI-OPENSOURCE PK	\$ 75,000	\$ -	\$ -
334-0000-337.90-18	DOGGYWD PHII-OPENSOURCE PK	-	75,000	-
334-0000-381.10-01	GENERAL FUND	757,664	-	425,000
334-0000-381.10-04	REC TRUST FUND	242,100	407,000	776,648
334-0000-389.10-01	TRANS FROM FUND BALANCE	-	1,065,350	982,352
TOTAL ESTIMATED REVENUES		\$ 1,074,764	\$ 1,547,350	\$ 2,184,000

REQUESTED APPROPRIATION

PUBLIC WORKS CAPITAL EXPENSES

334-4545-539.62-18	QUONSET HUT RENOV/EXPANS	\$ 69,985	\$ -	\$ -
334-4545-539.62-24	CITY HALL CARPETING	-	20,000	-
334-4545-539.62-28	AIR CONDITIONING UNITS	-	65,408	-
334-4545-539.62-43	CITY HALL-CEILING TILES	-	26,000	-
334-4545-539.62-45	P/W GARAGE	-	25,000	-
334-4545-539.62-55	STORAGE STRUCTURE	-	6,000	-
334-4545-539.62-82	WEIS COM CTR-KITCHEN RENV	5,265	-	-
334-4545-539.62-83	P/W ROOF	-	200,000	-
334-4545-539.62-84	CITY HALL-IMPACT WINDOWS	-	155,000	155,000
334-4545-539.62-85	DOOR REPLACEMENT	-	9,500	-
334-4545-539.63-53	MAINTENANCE-STREETLIGHTS	20,819	-	-
334-4545-539.64-02	ACQUISITION OF VEHICLES	4,716	196,327	-
334-4545-539.64-40	HOLIDAY DECORATIONS	3,719	4,000	-
334-4545-539.65-76	CITY HALL AIR CURTAINS	-	5,280	-
334-4545-572.68-14	NEIGHBORHOOD IDENTIFICATION SIGNS	-	-	25,000
334-4545-539.68-79	SPRTS CMPLX/PKG LOT LIGHT	9,520	-	-
334-4545-539.68-90	VETERANS MEMORIAL SCULPTR	4,400	-	-
334-4545-539.68-92	PARKING LOT PROJECTS	-	44,000	24,000
REQUESTED APPROPRIATION		\$ 118,424	\$ 756,515	\$ 204,000

TRANSFERS

334-4545-539.91-67	TO RSVE-FIRE&EOC HEADQTRS	\$ -	\$ 300,000	\$ -
REQUESTED APPROPRIATION		\$ -	\$ 300,000	\$ -

PUBLIC WORKS

TOTAL REQUESTED APPROPRIATION	\$ 118,424	\$ 1,056,515	\$ 204,000
--------------------------------------	-------------------	---------------------	-------------------

PARKS & RECREATION CAPITAL EXPENSES

334-5555-572.63-11	PAVING IMPROVEMNT PRJ-VAR	\$ 3,588	\$ 19,750	\$ -
334-5555-572.63-23	LANDSCAPING (VARIOUS LOC)	56,913	47,000	-
334-5555-572.63-33	IRRIGATION IMPROVEMNT-VAR	18,991	24,000	80,000
334-5555-572.63-47	TREE CITY U.S.A.	806	6,000	-
334-5555-572.63-49	SE PARK IMPROVEMENTS	-	70,000	-
334-5555-572.63-50	RECLAY BASEBALL FIELDS	4,600	15,250	-
334-5555-572.63-62	CORAL GATE PARK IMPRV PRJ	-	50,000	-
334-5555-572.63-74	PLAYGROUND IMPROVEMENTS	46,411	58,835	-
334-5555-572.63-95	PARK IMPROVEMENTS-VAR LOC	25,439	20,000	-
334-5555-572.65-44	SCOREBOARD PURCH/REPAIR	-	15,000	-
334-5555-572.65-45	CONCESSION STAND REP/IMPR	18,054	10,000	-
334-5555-572.68-08	SAND PLAYGROUND SURFACE	12,173	8,000	-
334-5555-572.68-12	ATHLETIC FACILITY REPAIR	16,379	15,000	-
334-5555-572.68-19	COURT REPAIR/REPL-VARIOUS	18,226	27,000	-
334-5555-572.68-73	OPENSOURCE PARK - PHASE I	92,975	-	-
334-5555-572.68-76	BASKETBALL COURTS	-	30,000	-

CAPITAL PROJECTS FUND

		FY 2014 ACTUAL	FY 2015 AMENDED	FY 2016 PROPOSED
334-5555-572.68-83	OPENSOURCE PARK - PHASE II	-	75,000	-
334-5555-572.68-xx	DOG PARK	-	-	400,000
334-5555-572.68-93	PARKS & REC MASTER PLAN	-	-	1,500,000
PARKS & RECREATION	REQUESTED APPROPRIATION	\$ 314,554	\$ 490,835	\$ 1,980,000
	TOTAL FUND APPROPRIATIONS	\$ 432,978	\$ 1,547,350	\$ 2,184,000

STORMWATER UTILITY FUND

TO ACCOUNT FOR THE OPERATION OF THE CITY'S STORMWATER
UTILITY WHICH INCLUDES COLLECTION,
DISPOSAL AND TREATMENT OF STORMWATER.

STORMWATER UTILITY FUND - 445

Position Summary				
Position Title	Actual FY 2014	Adopted FY 2015	Amended FY 2015	Proposed FY 2016
Stormwater Utility Fund				
Public Works Stormwater				
Office Specialist I	1	1	1	1
Canal Maintenance Tech II	1	1	1	1
Canal Maintenance Tech I	1	1	1	1
Service Worker II	5	5	5	5
Service Worker I	1	2	2	2
Total Stormwater Utility Fund Positions	9	10	10	10

STORMWATER UTILITY FUND/ PUBLIC WORKS

COST CENTER (4575)

PROGRAM DEFINITION AND GOALS

The Stormwater Utility Fund accounts for the operation of the City's stormwater utility which includes collection, disposal and treatment of stormwater.

The Stormwater staff is responsible for treating canals for aquatic weed plants, aesthetics and stormwater conveyance. Responsibilities also include clearing catch basins, street sweeping, and spraying for mosquito control upon request.

REVENUES

	Actual FY 2014	Amended FY 2015	Proposed FY 2016	\$ Change	% Change
Stormwater Utility Fund	\$ 1,248,354	\$ 1,383,023	\$ 1,375,051	\$ (7,972)	-0.58%
TOTAL	\$ 1,248,354	\$ 1,383,023	\$ 1,375,051	\$ (7,972)	-0.58%

BUDGET EXPENDITURES/EXPENSES

	Actual FY 2014	Amended FY 2015	Proposed FY 2016	\$ Change	% Change
Personal Services	\$ 502,571	\$ 563,773	\$ 620,801	\$ 57,028	10.12%
Operating Expenses	486,451	621,250	754,250	133,000	21.41%
Capital	46,935	198,000	-	(198,000)	-100.00%
TOTAL	\$ 1,035,957	\$ 1,383,023	\$ 1,375,051	\$ (7,972)	-0.58%

PERFORMANCE MEASURES

	Actual FY 2014	Target FY 2015	Target FY 2016	% Change
Percentage of catch basins cleaned	N/A	50%	50%	0%
Number of street sweeps conducted city-wide each year	N/A	12	12	0%
Percentage of canals cleared of debris within one (1) week of report	N/A	80%	80%	0%

STORMWATER UTILITY FUND

		FY 2014 ACTUAL	FY 2015 AMENDED	FY 2016 PROPOSED
ESTIMATED REVENUES				
445-0000-343.91-01	STORM WTR-SINGLE FAMILY	\$ 522,314	\$ 500,000	\$ 500,000
445-0000-343.91-02	STORM WTR-MULTI-FAMILY	475,730	435,000	435,000
445-0000-343.91-03	STORM WTR-NON-RESIDENTIAL	250,310	245,000	245,000
445-0000-361.10-01	INTEREST INCOME	-	500	500
445-0000-389.10-01	TRANS FROM FUND BALANCE	-	202,523	194,551
TOTAL ESTIMATED REVENUES		\$ 1,248,354	\$ 1,383,023	\$ 1,375,051

REQUESTED APPROPRIATION

PERSONAL SERVICES

445-4575-538.12-01	SAL & WAGES-REGULAR	\$ 344,216	\$ 373,923	\$ 414,781
445-4575-538.12-15	ADDED RESPONS INCREMENT	3,926	5,200	-
445-4575-538.13-05	SAL & WAGES-LONGEVITY	7,000	7,000	7,000
445-4575-538.14-01	SAL & WAGES-OVERTIME	3,997	5,000	5,000
445-4575-538.21-01	CONTRIB-SS TAX(EMPLOYER)	27,398	25,000	26,460
445-4575-538.21-02	CONTRIB-MED TAX(EMPLOYER)	6,408	5,700	6,190
445-4575-538.22-01	CONTR-RETIREMENT-EMPLOYER	27,668	30,000	31,000
445-4575-538.22-03	CONTRIBUTION - HEALTH TRUST	-	-	4,270
445-4575-538.23-01	HEALTH & LIFE INSURANCE	78,469	108,000	126,100
445-4575-538.91-19	TO EMPLOYEES BENEFIT TRUST	3,489	3,950	-
REQUESTED APPROPRIATION		\$ 502,571	\$ 563,773	\$ 620,801

OPERATING EXPENSES

445-4575-538.29-01	CLOTHING & WEARING APP	\$ 3,250	\$ 4,000	\$ -
445-4575-538.30-31	OTHER EXPENSE	-	-	4,000
445-4575-538.31-02	PROFL SVCS-MEDICAL	245	500	500
445-4575-538.31-23	PROF SV-EES-ALLOC OF COST	20,000	20,000	20,000
445-4575-538.31-25	GENERAL-ALLOC OF COST	85,000	85,000	200,000
445-4575-538.34-16	CONTRACT SVCS-OTHER	68,518	-	-
445-4575-538.39-03	OPER EXP-BANK FEES	-	750	750
445-4575-538.40-03	TRAVEL & PER DIEM	-	1,000	1,000
445-4575-538.46-01	MAINT-EQUIPMENT	12,771	20,000	20,000
445-4575-538.46-06	REPAIR & MAINTENANCE SVCS	-	332,000	350,000
445-4575-538.46-08	MAINT-VEHICLES	22,985	22,000	22,000
445-4575-538.46-31	WATERWAYS (GRASS CARP)	10,000	10,000	10,000
445-4575-538.52-02	GAS, OIL & COOLANT	20,283	26,000	26,000
445-4575-538.52-14	CHEMICALS-OTHER	63,095	64,000	64,000
445-4575-538.52-15	OPERATING SUPPLIES-OTHER	2,970	7,000	7,000
445-4575-538.52-35	LICENSES & PERMITS	16,082	25,000	25,000
445-4575-538.54-01	SUBSCRIPT & MEMBERSHIPS	5,714	2,000	2,000
445-4575-538.54-05	EDUCATION & TRAINING	-	2,000	2,000
445-4575-538.59-01	DEPRECIATION EXPENSE	155,538	-	-
REQUESTED APPROPRIATION		\$ 486,451	\$ 621,250	\$ 754,250

CAPITAL EXPENSES

445-4575-538.64-02	ACQUISITION OF VEHICLES	\$ -	\$ 175,000	\$ -
445-4575-538.64-12	OTHER EQUIPMENT	4,034	23,000	-
445-4575-538.68-85	STORM PIPE REFURBISHMENT	42,901	-	-
REQUESTED APPROPRIATION		\$ 46,935	\$ 198,000	\$ -

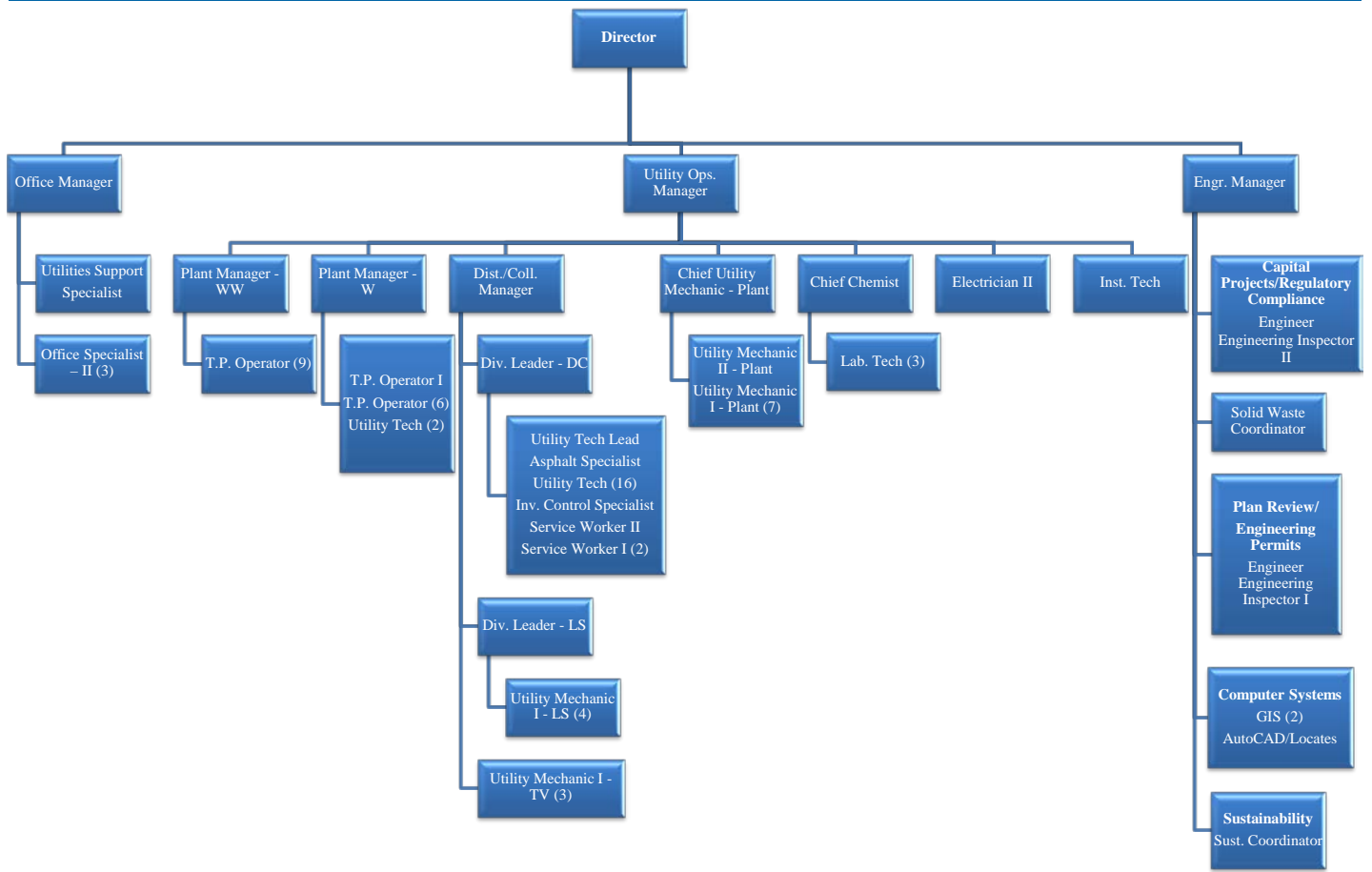
TOTAL REQUESTED APPROPRIATION	\$	1,035,957	\$	1,383,023	\$	1,375,051
--------------------------------------	-----------	------------------	-----------	------------------	-----------	------------------

WATER AND WASTEWATER FUND

TO ACCOUNT FOR THE OPERATION OF THE CITY'S
WATER AND WASTEWATER SYSTEM.

ENVIRONMENTAL AND ENGINEERING SERVICES (DEES)

84 FULL TIME



ENVIRONMENTAL AND ENGINEERING SERVICES (DEES)

Position Summary				
Position Title	Actual FY 2014	Adopted FY 2015	Amended FY 2015	Proposed FY 2016
Water/Wastewater Fund				
Administration/Engineering				
Director Environmental & Eng Services	1	1	1	1
Engineering Manager	1	1	1	1
Engineer I ¹	2	2	2	2
Engineer ¹	2	2	2	2
CADD Technician / Utility Locator	1	1	1	1
Engineering Inspector II	1	1	1	1
Engineering Inspector I	1	1	1	1
Office Manager	1	1	1	1
Utilities Support Specialist	1	1	1	1
Office Specialist II	3	3	3	3
GIS Coordinator	1	1	1	1
GIS Specialist	1	1	1	1
Sustainability Coordinator	1	1	1	1
Solid Waste Coordinator	-	-	-	1
Total DEES Administration	15	15	15	16
Wastewater Treatment Division				
Utilities Operations Manager	1	1	1	0.5
Chief Chemist	1	1	1	0.5
Electrician II	1	1	1	0.5
Elec. Instrumentation Tech.	1	1	1	0.5
Laboratory Technician	3	3	3	1.5
Plant Manager - Water	1	1	1	-
Plant Manager - Wastewater	1	1	1	1
Treatment Plant Operator I	4	4	4	-
Treatment Plant Operator - A, B, C	16	16	16	9
Chief Utility Mechanic	1	1	1	0.5
Utility Mechanic II (Lead)	1	1	1	0.5
Utility Mechanic I	8	8	8	3.5
Utility Technician	2	2	2	-
Total Wastewater Treatment	37	37	37	18
Water Treatment Division				
Utilities Operations Manager	-	-	-	0.5
Chief Chemist	-	-	-	0.5
Electrician II	-	-	-	0.5
Elec. Instrumentation Tech.	-	-	-	0.5
Laboratory Technician	-	-	-	1.5

ENVIRONMENTAL AND ENGINEERING SERVICES (DEES)

Position Summary				
Position Title	Actual FY 2014	Adopted FY 2015	Amended FY 2015	Proposed FY 2016
Plant Manager - Water	-	-	-	1
Treatment Plant Operator I	-	-	-	1
Treatment Plant Operator - (A,B,C)	-	-	-	6
Chief Utility Mechanic	-	-	-	0.5
Utility Mechanic II (Lead)	-	-	-	0.5
Utility Mechanic I	-	-	-	3.5
Utility Technician	-	-	-	2
Total Water Treatment	-	-	-	18
Transmission, Dist., & Collection Division				
Dist. / Collection Manager	1	1	1	1
Division Leader-Collection/Dist.	1	1	1	1
Division Leader-Lift Station	1	1	1	1
Utility Mechanic I	6	6	6	7
Utility Technician I (Lead)	1	1	1	1
Utility Technician - (All Levels)	16	16	16	16
Service Worker II	1	1	1	1
Inventory Control Specialist	1	1	1	1
Service Worker I	2	2	2	2
Asphalt Specialist	1	1	1	1
Total Transmission, Dist., & Collection	31	31	31	32
Utility Billing Division				
Utility Accounting Manager	-	-	-	1
Utility Service Representative ²	-	-	-	4
Cashier ³	-	-	-	2
Meter Technician	-	-	-	2
Meter Reader ⁵	-	-	-	1
Customer Service Supervisor ⁴	-	-	-	1
Total Utility Billing ⁶	-	-	-	8
Total Water/Wastewater Fund positions	83	83	83	92

¹ Only two positions of Engineer I and/or Engineer filled at any time.

^{2,3,4} Only 4 of 7 positions of Utility Service Representative, Cashier and Customer Service Supervisor will be filled at any given time.

⁵ Meter Reader position funded for 4 months.

⁶ Prior to FY 2016 Utility Billing positions were shown under the Finance Department.

WATER/WASTEWATER FUND

PROGRAM DEFINITION AND GOALS

The Water and Wastewater Enterprise Fund accounts for the operation of the water and wastewater system. These operations are performed by the Department of Environmental and Engineering Services (DEES). DEES has the following divisions for FY 2016, DEES Administration/Engineering; Wastewater Treatment; Water Treatment; Transmission, Distribution & Collection; Utility Billing; Non-Departmental; and Debt Service.

REVENUES

	Actual FY 2014	Amended FY 2015	Proposed FY 2016	\$ Change	% Change
Water/Wastewater Fund	\$ 22,799,871	\$ 22,620,000	\$ 23,057,761	\$ 437,761	1.94%
TOTAL	\$ 22,799,871	\$ 22,620,000	\$ 23,057,761	\$ 437,761	1.94%

BUDGET EXPENDITURES/EXPENSES

	Actual FY 2014	Amended FY 2015	Proposed FY 2016	\$ Change	% Change
Personal Services	\$ 6,583,183	\$ 6,678,949	\$ 7,979,618	\$ 1,300,669	19.47%
Operating Expenses	5,875,790	7,573,780	8,479,848	906,068	11.96%
Capital	-	-	7,188	7,188	0.00%
Other	7,832,093	8,367,271	6,591,107	(1,776,164)	-21.23%
TOTAL	\$ 20,291,066	\$ 22,620,000	\$ 23,057,761	\$ 437,761	1.94%

WATER/WASTEWATER FUND

		FY 2014	FY 2015	FY 2016
		ACTUAL	AMENDED	PROPOSED
ESTIMATED REVENUES				
456-0000-342.90-01	HYDRANT MAINTENANCE	\$ 44,390	\$ 50,000	\$ 50,000
456-0000-343.31-xx	WATER REVENUE	11,111,964	11,330,000	11,280,000
456-0000-343.31-04	FIRE LINE	54,565	55,000	55,000
456-0000-343.31-05	SERVICE CHARGES	263,308	250,000	250,000
456-0000-343.31-06	COCO CRK EXPANSION RESERV	253,192	-	-
456-0000-343.51-xx	WASTEWATER REVENUE	10,646,913	10,815,000	10,815,000
456-0000-343.51-06	COCO CRK EXPANSION RESERV	238,674	-	-
456-0000-349.10-02	ENV & ENG SVC-STRM WTR UT	20,000	20,000	20,000
456-0000-369.90-xx	OTHER MISCELLANEOUS REVENUES	110,271	100,000	100,000
456-0000-369.90-05	INVENTORY ADJUSMENT	56,474	-	-
456-0000-369.90-55	RECYCLING CART REPLC FEE	120	-	-
456-0000-389-10-01	TRANSFER - FUND BALANCE	-	-	487,761
TOTAL ESTIMATED REVENUES		\$ 22,799,871	\$ 22,620,000	\$ 23,057,761

ENVIRONMENTAL AND ENGINEERING SERVICES

WASTEWATER TREATMENT DIVISION COST CENTER (9080)

PROGRAM DEFINITION AND GOALS

The Wastewater Treatment Division is responsible for treatment and disposal of domestic wastewater generated within the City's service area in accordance with all federal, state, and local regulatory requirements. The treated effluent and the digested solids disposal must be in conformance with the treatment plant operating permits issued by the Florida Department of Environmental Protection and the Broward County Domestic Wastewater Licensing Section.

BUDGET EXPENDITURES/EXPENSES

	Actual FY 2014	Amended FY 2015	Proposed FY 2016	\$ Change	% Change
Personal Services	\$ 2,953,256	\$ 2,881,888	\$ 1,537,391	\$ (1,344,497)	-46.65%
Operating Expenses	2,924,909	3,612,000	1,689,000	(1,923,000)	-53.24%
Other	-	(3,231,944)	-	3,231,944	-100.00%
TOTAL	\$ 5,878,165	\$ 3,261,944	\$ 3,226,391	\$ (35,553)	-1.09%

PERFORMANCE MEASURES

	Actual FY 2014	Target FY 2015	Target FY 2016	% Change
Compliance with all regulatory permits and licenses	N/A	N/A	100%	N/A
Number of times the chlorine contact chamber is drained and cleaned	N/A	N/A	2	N/A
Number of sludge digester tanks drained, cleaned, and inspected	N/A	N/A	1	N/A
Number of RBC chambers drained, cleaned, and inspected	N/A	N/A	1	N/A
Number of times the on-site sodium hypochlorite generation system is acid washed	N/A	N/A	3	N/A

WATER/WASTEWATER FUND

		FY 2014 ACTUAL	FY 2015 AMENDED	FY 2016 PROPOSED
WASTEWATER TREATMENT DIVISION				
REQUESTED APPROPRIATION				
PERSONAL SERVICES				
456-9080-536.12-01	SAL & WAGES-REGULAR	\$ 2,018,353	\$ 1,986,488	\$ 1,025,801
456-9080-536.12-15	ADDED RESPONS INCREMENT	(471)	7,900	-
456-9080-536.13-05	SAL & WAGES-LONGEVITY	38,000	42,000	16,000
456-9080-536.14-01	SAL & WAGES-OVERTIME	134,147	100,000	61,250
456-9080-536.21-01	CONTRIB-SS TAX(EMPLOYER)	158,560	133,000	68,400
456-9080-536.21-02	CONTRIB-MED TAX(EMPLOYER)	37,083	31,000	16,000
456-9080-536.22-01	FRS CONTRIB-EMPLOYER	184,814	180,000	87,500
456-9080-536.22-03	CONTRIBUTION - HEALTH TRUST	-	-	11,040
456-9080-536.23-01	HEALTH & LIFE INS	361,906	380,000	251,400
456-9080-536.91-19	TO EMPLOYEES BENEFIT TRUST	20,864	21,500	-
REQUESTED APPROPRIATION		\$ 2,953,256	\$ 2,881,888	\$ 1,537,391
OPERATING EXPENSES				
456-9080-536.29-01	CLOTHING & WEARING APPAREL	\$ 19,945	\$ 19,000	\$ -
456-9080-536.30-31	OTHER EXPENSE/CLOTHING	-	-	10,000
456-9080-536.30-52	CONSUMER CONFID REPORTING	674	5,000	-
456-9080-536.30-61	REGULATORY PERMITS	13,202	35,000	15,000
456-9080-536.30-64	SAFETY PROJECTS	2,245	5,000	2,500
456-9080-536.31-02	MEDICAL	190	3,050	1,000
456-9080-536.34-02	CUSTODIAL	11,455	17,000	8,500
456-9080-536.34-12	GROUNDS	54,327	85,000	35,000
456-9080-536.34-16	CONTRACTUAL SVCS-OTHER	31,462	33,000	17,500
456-9080-536.34-21	WATER PLANT SLUDGE	149,500	175,000	-
456-9080-536.34-22	SEWER PLANT SLUDGE	215,673	250,000	300,000
456-9080-536.34-24	REGULATORY TESTING	47,945	50,000	28,000
456-9080-536.40-03	TRAVEL & PER DIEM	532	2,500	1,500
456-9080-536.43-01	UTILITY SERVICES	902,037	1,100,000	600,000
456-9080-536.44-03	EQUIPMENT RENTAL	332	5,000	10,000
456-9080-536.46-02	MAINT-STRUCTURES	78,435	70,000	35,000
456-9080-536.46-07	REP & MAINT-OTHER EQUIP	104,384	120,000	60,000
456-9080-536.46-08	REP & MAINT-VEHICLES	39,765	60,000	30,000
456-9080-536.46-13	MAINT-STP SLUDGE PRESSES	5,425	15,000	15,000
456-9080-536.46-14	MAINT-FILTERS-SOFTENERS	34,861	35,000	-
456-9080-536.46-15	REPAIR & MAINT-RBC UNITS	34,369	40,000	60,000
456-9080-536.46-17	MAINT-COMPUTER SYSTEM	6,550	15,000	7,500
456-9080-536.46-20	MAINT-SANITAIRE SYSTEM	19,213	45,000	45,000
456-9080-536.46-22	MAINT-WELLS	35,031	15,000	-
456-9080-536.46-25	ODOR CONTROL	13,141	20,000	20,000
456-9080-536.46-27	MAINT-CLARIFIER	6,414	7,500	7,500
456-9080-536.46-28	ELECTRICAL EQUIPMENT	26,382	38,000	19,000
456-9080-536.46-29	MAINT-GENERATORS	49,031	65,000	32,500

WATER/WASTEWATER FUND

		FY 2014 ACTUAL	FY 2015 AMENDED	FY 2016 PROPOSED
WASTEWATER TREATMENT DIVISION				
456-9080-536.46-35	MAINT-HYPOCHLORITE SYSTEM	22,926	30,000	5,000
456-9080-536.46-41	MAINT-HEADWORKS	-	-	10,000
456-9080-536.46-42	MAINT-INJECTION WELL SYSTEM	-	-	20,000
456-9080-536.52-02	GAS, OIL & COOLANT	152,727	120,000	60,000
456-9080-536.52-05	LIME	387,823	500,000	-
456-9080-536.52-06	FLUORIDE	19,920	30,000	-
456-9080-536.52-07	COAGULANT	34,113	50,000	-
456-9080-536.52-11	CHEM-DEODORIZERS/OXIDANTS	181,911	300,000	100,000
456-9080-536.52-12	LABORATORY SUPP-WTR PLANT	41,076	42,000	-
456-9080-536.52-13	LABORATORY SUPP-SEWER PL	54,194	56,000	56,000
456-9080-536.52-15	OPERATING SUPPLIES-OTHER	38,000	43,950	25,000
456-9080-536.52-20	CHEMICALS-CALCIQUEST	16,926	25,000	-
456-9080-536.52-21	CHEMICALS-AMMONIA	6,462	10,000	-
456-9080-536.52-27	CHEM-SODIUM CHLORIDE	49,827	50,000	40,000
456-9080-536.52-33	CHEMICALS-OTHERS	2,071	10,000	5,000
456-9080-536.54-01	SUBSCRIPTION & MEMBERSHIP	14,413	8,000	4,000
456-9080-536.54-05	EDUCATION & TRAINING	-	7,000	3,500
REQUESTED APPROPRIATION		\$ 2,924,909	\$ 3,612,000	\$ 1,689,000
ALLOCATION				
456-9080-536.99-01	ALLOCATION TO SEWER	\$ -	\$ (3,231,944)	\$ -
REQUESTED APPROPRIATION		\$ -	\$ (3,231,944)	\$ -
TOTAL REQUESTED APPROPRIATION		\$ 5,878,165	\$ 3,261,944	\$ 3,226,391

ENVIRONMENTAL AND ENGINEERING SERVICES

WATER TREATMENT DIVISION COST CENTER (9081)

PROGRAM DEFINITION AND GOALS

The Water Treatment Division is responsible for treating and providing safe potable water to all residents, businesses, and industrial customers within the service area, on demand, 24 hours a day and 365 days a year. The treated water must meet all federal, state, and local regulatory requirements including standards established by the U.S. Environmental Protection Agency, Florida Department of Environmental Protection, South Florida Water Management District, and the Broward County Health Department. In addition, the division maintains system pressure and flows to meet the established level of service for consumption and fire protection.

BUDGET EXPENDITURES/EXPENSES

	Actual FY 2014	Amended FY 2015	Proposed FY 2016	\$ Change	% Change
Personal Services	\$ -	\$ -	\$ 1,582,511	\$ 1,582,511	100.00%
Operating Expenses	-	-	1,997,000	1,997,000	100.00%
TOTAL	\$ -	\$ -	\$ 3,579,511	\$ 3,579,511	100.00%

PERFORMANCE MEASURES

	Actual FY 2014	Target FY 2015	Target FY 2016	% Change
Percentage of unaccounted for water	N/A	<10%	<10%	0%
Compliance with all regulatory permits and licenses	N/A	N/A	100%	N/A
Number of accelator tanks drained, cleaned, and inspected	N/A	N/A	1	N/A
Number of times the on-site sodium hypochlorite generation system is acid washed	N/A	N/A	3	N/A
Number of raw water wells inspected and/or rehabilitated	N/A	N/A	2	N/A

WATER/WASTEWATER FUND

		FY 2014 ACTUAL	FY 2015 AMENDED	FY 2016 PROPOSED
WATER TREATMENT DIVISION				
REQUESTED APPROPRIATION				
PERSONAL SERVICES				
456-9081-536.12-01	SAL & WAGES-REGULAR	\$ -	\$ -	\$ 1,044,151
456-9081-536.13-05	SAL & WAGES-LONGEVITY	-	-	23,000
456-9081-536.14-01	SAL & WAGES-OVERTIME	-	-	63,750
456-9081-536.21-01	CONTRIB-SS TAX(EMPLOYER)	-	-	70,200
456-9081-536.21-02	CONTRIB-MED TAX(EMPLOYER)	-	-	16,400
456-9081-536.22-01	FRS CONTRIB-EMPLOYER	-	-	93,600
456-9081-536.22-03	CONTRIBUTION - HEALTH TRUST	-	-	11,310
456-9081-536.23-01	HEALTH & LIFE INS	-	-	260,100
REQUESTED APPROPRIATION		\$ -	\$ -	\$ 1,582,511
OPERATING EXPENSES				
456-9081-536.30-31	OTHER EXPENSE/CLOTHING	\$ -	\$ -	\$ 10,000
456-9081-536.30-52	CONSUMER CONFID REPORTING	-	-	10,000
456-9081-536.30-61	REGULATORY PERMITS	-	-	15,000
456-9081-536.30-64	SAFETY PROJECTS	-	-	2,500
456-9081-536.31-02	MEDICAL	-	-	1,000
456-9081-536.34-02	CUSTODIAL	-	-	8,500
456-9081-536.34-12	GROUNDS	-	-	40,000
456-9081-536.34-16	CONTRACTUAL SVCS-OTHER	-	-	17,500
456-9081-536.34-21	WATER PLANT SLUDGE	-	-	175,000
456-9081-536.34-24	REGULATORY TESTING	-	-	22,000
456-9081-536.40-03	TRAVEL & PER DIEM	-	-	1,500
456-9081-536.43-01	UTILITY SERVICES	-	-	500,000
456-9081-536.44-03	EQUIPMENT RENTAL	-	-	10,000
456-9081-536.46-02	MAINT-STRUCTURES	-	-	35,000
456-9081-536.46-07	REP & MAINT-OTHER EQUIP	-	-	60,000
456-9081-536.46-08	REP & MAINT-VEHICLES	-	-	30,000
456-9081-533.46-14	REP & MAINT-FILTERS SOFTENERS	-	-	35,000
456-9081-533.46-17	REP & MAINT-COMPUTER SYSTEM	-	-	7,500
456-9081-533.46-22	REP & MAINT-WELLS	-	-	35,000
456-9081-533.46-28	REP & MAINT-ELECTRIC EQUIP	-	-	19,000
456-9081-533.46-29	REP & MAINT-GENERATORS	-	-	32,500
456-9081-536.46-35	REP & MAINT-HYPOCHLORITE SYS	-	-	25,000
456-9081-536.46-43	REP & MAINT-LIME SLAKING SYS	-	-	10,000
456-9081-536.52-02	GAS, OIL & COOLANT	-	-	60,000
456-9081-536.52-05	LIME	-	-	500,000
456-9081-536.52-06	FLUORIDE	-	-	30,000
456-9081-536.52-07	COAGULANT	-	-	50,000

WATER/WASTEWATER FUND

		FY 2014 ACTUAL	FY 2015 AMENDED	FY 2016 PROPOSED
WATER TREATMENT DIVISION				
456-9081-536.52-11	CHEM-DEODORIZERS/OXIDANTS	-	-	100,000
456-9081-536.52-12	LABORATORY SUPP-WTR PLANT	-	-	42,000
456-9081-536.52-15	OPERATING SUPPLIES-OTHER	-	-	25,000
456-9081-536.52-20	CHEMICALS-CALCIQUEST	-	-	25,000
456-9081-536.52-21	CHEMICALS-AMMONIA	-	-	10,000
456-9081-536.52-27	CHEM-SODIUM CHLORIDE	-	-	40,000
456-9081-536.52-33	CHEMICALS-OTHERS	-	-	5,000
456-9081-536.54-01	SUBSCRIPTION & MEMBERSHIP	-	-	4,000
456-9081-536.54-05	EDUCATION & TRAINING	-	-	4,000
	REQUESTED APPROPRIATION	\$ -	\$ -	\$ 1,997,000
ALLOCATION				
456-9081-536.99-01	ALLOCATION TO SEWER	\$ -	\$ -	\$ -
	TOTAL ALLOCATION	\$ -	\$ -	\$ -
ALLOCATION				
456-9081-535.98-01	ALLOCATION TO SEWER	\$ -	\$ -	\$ -
	REQUESTED APPROPRIATION	\$ -	\$ -	\$ -
	TOTAL REQUESTED APPROPRIATION	\$ -	\$ -	\$ 3,579,511

ENVIRONMENTAL AND ENGINEERING SERVICES

TRANSMISSION, DISTRIBUTION/COLLECTION DIVISION COST CENTER (9082)

PROGRAM DEFINITION AND GOALS

The Distribution/Collection Division is responsible for maintaining the City's approximately 400 miles of transmission, distribution, and collection system piping. The Division is responsible for repairs and replacement of water mains, replacement of service lines and water meters, repair and replacement of sewer force mains and gravity mains, clearing of sewer back-ups, and maintenance of the City's 54 lift stations. The Division responds to all emergency repairs required to keep the system operating 24 hours a day and 365 days a year.

BUDGET EXPENDITURES/EXPENSES

	Actual FY 2014	Amended FY 2015	Proposed FY 2016	\$ Change	% Change
Personal Services	\$ 2,012,138	\$ 2,195,670	\$ 2,441,054	\$ 245,384	11.18%
Operating Expenses	467,478	658,500	753,500	95,000	14.43%
Other	-	(1,442,085)	-	1,442,085	100.00%
TOTAL	\$ 2,479,616	\$ 1,412,085	\$ 3,194,554	\$ 1,782,469	126.23%

PERFORMANCE MEASURES

	Actual FY 2014	Target FY 2015	Target FY 2016	% Change
Total miles of the wastewater collection system cleaned and televised	N/A	10	10	0%
Number of fire hydrants flushed in the distribution system each year	N/A	2,025	2,025	0%
Compliance with all regulatory permits and licenses	N/A	N/A	100%	N/A
Percentage of water main breaks fixed within 24 hours	N/A	95%	95%	0%
Percentage of sewer backups cleared within 24 hours	N/A	95%	95%	0%

WATER/WASTEWATER FUND

		FY 2014 ACTUAL	FY 2015 AMENDED	FY 2016 PROPOSED
TRANSMISSION, DISTRIBUTION & COLLECTION DIVISION				
REQUESTED APPROPRIATION				
PERSONAL SERVICES				
456-9082-536.12-01	SAL & WAGES-REGULAR	\$ 1,223,785	\$ 1,315,070	\$ 1,460,099
456-9082-536.12-15	ADDED RESPON INCREMENT	3,402	4,600	-
456-9082-536.13-05	SAL & WAGES-LONGEVITY	32,000	31,000	37,000
456-9082-536.14-01	SAL & WAGES-OVERTIME	164,237	145,000	145,000
456-9082-536.21-01	CONTRIB-SS TAX(EMPLOYER)	103,440	93,000	101,820
456-9082-536.21-02	CONTRIB-MED TAX(EMPLOYER)	24,192	22,000	23,810
456-9082-536.22-01	FRS CONTRIB-EMPLOYER	112,017	115,000	123,700
456-9082-536.22-03	CONTRIBUTION - HEALTH TRUST	-	-	16,425
456-9082-536.23-01	HEALTH & LIFE INS	334,491	455,000	533,200
456-9082-536.91-19	TO EMPLOYEES BENEFIT TRUST	14,574	15,000	-
REQUESTED APPROPRIATION		\$ 2,012,138	\$ 2,195,670	\$ 2,441,054
OPERATING EXPENSES				
456-9082-536.29-01	CLOTHING & WEARING APPAREL	\$ 20,792	\$ 20,000	\$ -
456-9082-536.30-31	OTHER EXPENSE/CLOTHING	-	-	20,000
456-9082-536.31-02	MEDICAL	1,435	10,000	10,000
456-9082-536.34-16	CONTRACTUAL SVCS-OTHER	21,035	25,000	25,000
456-9082-536.40-03	TRAVEL & PER DIEM	-	2,000	2,000
456-9082-536.43-01	UTILITY SERVICES	152,812	190,000	220,000
456-9082-536.44-03	EQUIPMENT RENTAL	4,261	15,000	15,000
456-9082-536.46-04	METERS	2,100	5,000	5,000
456-9082-536.46-05	SEWER & MAINS	32,723	50,000	50,000
456-9082-536.46-07	REP & MAINT-OTHER EQUIP	15,396	15,000	15,000
456-9082-536.46-08	REP & MAINT-VEHICLES	33,051	45,000	45,000
456-9082-536.46-09	FIRE HYDRANTS	7,553	10,000	55,000
456-9082-536.46-10	LIFT STATIONS	92,476	100,000	100,000
456-9082-536.46-11	WATER MAINS	13,968	25,000	25,000
456-9082-536.46-12	SERVICE LINES	6,747	10,000	10,000
456-9082-536.46-16	MAJOR MACHINES & EQUIP	19,315	25,000	25,000
456-9082-536.46-17	MAINTENANCE - COMPUTER SYSTEM	-	-	20,000
456-9082-536.46-21	GROUND STORAGE-CORAL GATE	175	1,500	1,500
456-9082-536.52-01	CHEMICALS-DEGREASER	7,960	15,000	15,000
456-9082-536.52-02	GAS, OIL & COOLANT	2,833	60,000	60,000
456-9082-536.52-15	OPERATING SUPPLIES-OTHER	28,382	30,000	30,000
456-9082-536.54-01	SUBSCRIPTION & MEMBERSHIP	4,464	1,000	1,000
456-9082-536.54-05	EDUCATION & TRAINING	-	4,000	4,000
REQUESTED APPROPRIATION		\$ 467,478	\$ 658,500	\$ 753,500
ALLOCATION				
456-9082-536.99-01	ALLOCATION TO SEWER	\$ -	\$ (1,442,085)	\$ -
REQUESTED APPROPRIATION		\$ -	\$ (1,442,085)	\$ -
TOTAL REQUESTED APPROPRIATION		\$ 2,479,616	\$ 1,412,085	\$ 3,194,554

ENVIRONMENTAL AND ENGINEERING SERVICES

DEBT SERVICE DIVISION

COST CENTER (9084)

PROGRAM DEFINITION AND GOALS

The Debt Service Division accounts for the principal and interest payments for the 2007 Water and Sewer Refunding Revenue Bond. The bond was issued to advance refund 1999 bonds and provide resources to purchase United States Treasury obligations that were placed in an irrevocable trust for the purpose of generating resources for all future debt payments of the Water and Sewer Bonds, Series 1999. The bonds mature on October 1, 2020.

BUDGET EXPENDITURES/EXPENSES

	Actual FY 2014	Amended FY 2015	Proposed FY 2016	\$ Change	% Change
Other	\$ 325,930	\$ 1,163,000	\$ 1,156,200	\$ (6,800)	-0.58%
TOTAL	\$ 325,930	\$ 1,163,000	\$ 1,156,200	\$ (6,800)	-0.58%

WATER/WASTEWATER FUND

FY 2014	FY 2015	FY 2016
ACTUAL	AMENDED	PROPOSED

DEBT SERVICE DIVISION**REQUESTED APPROPRIATION****DEBT SERVICE**

456-9084-517.71-22	2007 W&S REF REV BONDS	\$	-	\$	920,000	\$	950,000
456-9084-517.72-42	INT-2007 W&S REF REV BNDS		-		243,000		206,200
456-9084-582.72-42	INT-2007 W&S REF REV BNDS		278,400		-		-
REQUESTED APPROPRIATION		\$	278,400	\$	1,163,000	\$	1,156,200

AMORTIZATION

456-9084-582.90-89	AMORT-2007 FIN COSTS	\$	47,530	\$	-	\$	-
REQUESTED APPROPRIATION		\$	47,530	\$	-	\$	-
TOTAL REQUESTED APPROPRIATION		\$	325,930	\$	1,163,000	\$	1,156,200

ENVIRONMENTAL AND ENGINEERING SERVICES

NON-DEPARTMENTAL DIVISION

COST CENTER (9086)

PROGRAM DEFINITION AND GOALS

The DEES Non-departmental Division accounts for Water/Wastewater appropriations that are not department specific. Some of these appropriations include, accrued leave payouts, unemployment payments and Other Post Employee Benefits (OPEB). Transfers, allocations to other funds, and contingency are also accounted for in this division.

BUDGET EXPENDITURES/EXPENSES

	Actual FY 2014	Amended FY 2015	Proposed FY 2016	\$ Change	% Change
Personal Services	\$ 291,418	\$ 264,000	\$ 310,000	\$ 46,000	17.42%
Operating Expenses	2,322,216	3,052,680	3,258,787	206,107	6.75%
Other	7,506,163	1,943,795	5,434,907	3,491,112	179.60%
TOTAL	\$ 10,119,797	\$ 5,260,475	\$ 9,003,694	\$ 3,743,219	71.16%

WATER/WASTEWATER FUND

		FY 2014 ACTUAL	FY 2015 AMENDED	FY 2016 PROPOSED
NON-DEPARTMENTAL DIVISION				
REQUESTED APPROPRIATION				
PERSONAL SERVICES				
456-9086-536.12-16	REPURCH ACC ANNUAL LEAVE	\$ -	\$ -	\$ 50,000
456-9086-536.22-01	FRS CONTRIB-EMPLOYER	(415)	-	-
456-9086-536.25-01	UNEMPLOY COMP-PAYMENTS	954	14,000	10,000
456-9086-536.26-10	POSTEMPLOYMT BENEFIT-OPEB	290,464	250,000	250,000
456-9086-536.91-19	TO EMPLOYEES BENEFIT TRUST	415	-	-
	REQUESTED APPROPRIATION	\$ 291,418	\$ 264,000	\$ 310,000
OPERATING EXPENSES				
456-9086-536.30-92	CREDIT CARD PYMT CHARGES	\$ 113,216	\$ 115,000	\$ -
456-9086-536.31-06	ROI ALLOCATION	775,000	775,000	1,753,446
456-9086-536.31-09	PROFL SVCS - OTHER (SOFTWARE)	-	100,000	100,000
456-9086-536.31-25	GENERAL(ALLOCATN OF COST)	1,434,000	1,462,680	894,941
456-9086-536.39-03	OPER EXP-BANK FEES	-	100,000	10,400
456-9086-536.45-27	INSURANCE CHARGES	-	500,000	500,000
	REQUESTED APPROPRIATION	\$ 2,322,216	\$ 3,052,680	\$ 3,258,787
TRANSFERS & CONTINGENCY				
456-9086-581.91-01	TO GENERAL FUND	\$ -	\$ 1,746,162	\$ -
456-9086-581.91-10	DEBT SERVICE FUND	1,746,163	-	-
456-9086-581.91-14	TO INSURANCE FUND	750,000	-	-
456-9086-581.91-16	TO INS FUND LIABILITY RES	10,000	-	-
456-9086-581.91-39	TO R&R FUND	5,000,000	5,000,000	5,000,000
456-9086-590.91-02	CONTINGENCY	-	458,109	434,907
	REQUESTED APPROPRIATION	\$ 7,506,163	\$ 7,204,271	\$ 5,434,907
ALLOCATION				
456-9086-536.99-01	ALLOCATION TO SEWER	\$ -	\$ (5,260,476)	\$ -
	REQUESTED APPROPRIATION	\$ -	\$ (5,260,476)	\$ -
	TOTAL REQUESTED APPROPRIATION	\$ 10,119,797	\$ 5,260,475	\$ 9,003,694

ENVIRONMENTAL AND ENGINEERING SERVICES

UTILITY BILLING DIVISION COST CENTER (9089) *

PROGRAM DEFINITION AND GOALS

The Utility Billing Division provides accurate and timely billing to water/wastewater, stormwater, and garbage customers; processes payments; and provides customer service in a professional and courteous manner. Duties of the division include providing a customer call center, opening/closing accounts, billing, collections, meter reading, and other field functions related to meters for turn-offs/turn-ons.

BUDGET EXPENDITURES/EXPENSES

	Actual FY 2014	Amended FY 2015	Proposed FY 2016	\$ Change	% Change
Personal Services	\$ -	\$ -	\$ 600,060	\$ 600,060	100.00%
Operating Expenses	-	-	493,961	493,961	100.00%
Capital	-	-	7,188	7,188	100.00%
TOTAL	\$ -	\$ -	\$ 1,101,209	\$ 1,101,209	100.00%

PERFORMANCE MEASURES

	Actual FY 2014	Target FY 2015	Target FY 2016	% Change
Number of electronic payments received, such as monthly automatic funds transfer, checkfree, and credit cards	N/A	65,000	85,000	30.8%
Percentage of in-person payments received	N/A	16%	16%	0%
Percentage of utility accounts receiving electronic bills	N/A	N/A	10%	0%

* A separate Utility Billing Division was established for FY 2016.
The division was previously included in the Finance Department.

WATER/WASTEWATER FUND

		FY 2014 ACTUAL	FY 2015 AMENDED	FY 2016 PROPOSED
UTILITY BILLING DIVISION				
REQUESTED APPROPRIATION				
PERSONAL SERVICES				
456-9089-536.12-01	SAL & WAGES-REGULAR	\$ -	\$ -	398,640
456-9089-536.13-05	SAL & WAGES-LONGEVITY	-	-	13,000
456-9089-536.14-01	SAL & WAGES-OVERTIME	-	-	15,000
456-9089-536.21-01	CONTRIB-SS TAX(EMPLOYER)	-	-	26,460
456-9089-536.21-02	CONTRIB-MED TAX(EMPLOYER)	-	-	6,190
456-9089-536.22-01	FRS CONTRIB-EMPLOYER	-	-	33,900
456-9089-536.22-03	CONTRIBUTION - HEALTH TRUST	-	-	4,270
456-9089-536.23-01	HEALTH & LIFE INS	-	-	102,600
REQUESTED APPROPRIATION		\$ -	\$ -	600,060
OPERATING EXPENSES				
456-9089-536.30-31	OTHER EXPENSE/CLOTHING	\$ -	\$ -	1,000
456-9089-536.30-92	CREDIT CARD PYMT CHARGES	-	-	125,000
456-9089-536.31-02	PROFL SVCS-MEDICAL	-	-	550
456-9089-536.34-01	ADVERTISING	-	-	125
456-9089-536.34.16	CONTRACTUAL SERVICES/OTHER	-	-	155,000
456-9089-536.34.59	CONTRACTUAL SVCS/UTILITY BILLING	-	-	64,000
456-9089-536.40-03	TRAVEL & PER DIEM	-	-	1,500
456-9089-536.41-06	POSTAGE & PRINTING	-	-	90,000
456-9089-536.44-01	RENTALS & LEASES	-	-	4,000
456-9089-536.46-03	MAINT-OFFICE EQUIPMENT	-	-	666
456-9089-536.46-06	REPAIR & MAINTENANCE SVCS	-	-	23,750
456-9089-536.46-07	MAINTENANCE - OTHER EQUIPMENT	-	-	6,800
456-9089-536.46-08	MAINTENANCE - VEHICLES	-	-	4,300
456-9089-536.49-01	FILING/RECORDING FEE	-	-	2,600
456-9089-536.52-02	GAS, OIL & COOLANT	-	-	4,300
456-9089-536.52-15	OPERATING SUPPLIES-OTHER	-	-	9,500
456-9089-536.54-01	SUBSCRIPTION & MEMBERSHIP	-	-	70
456-9089-536.54-05	EDUCATION & TRAINING	-	-	800
REQUESTED APPROPRIATION		\$ -	\$ -	493,961
CAPITAL EXPENSES				
456-9089-536.62-05	RENOVATION & CONSTRUCTION	\$ -	\$ -	7,188
REQUESTED APPROPRIATION		\$ -	\$ -	7,188
TOTAL REQUESTED APPROPRIATION		\$ -	\$ -	1,101,209

ENVIRONMENTAL AND ENGINEERING SERVICES

ADMINISTRATION/ENGINEERING DIVISION COST CENTER (9090)

PROGRAM DEFINITION AND GOALS

The Administration/Engineering Division is responsible for providing various utility support activities including planning, budgeting, personnel support, and procurement of equipment, materials, and operating supplies. The division also assists with special public outreach and education projects for the water/wastewater utility system. The division is responsible for managing the utility capital improvement program, National Pollutant Discharge Elimination System (NPDES) program, Community Rating System (CRS) program, City's geographic information system, waste and recycling programs, and overall City sustainability efforts. In addition, the division is responsible for performing public and private development plan review, engineering inspections, utility locates, and overseeing all other municipal engineering related tasks.

BUDGET EXPENDITURES/EXPENSES

	Actual FY 2014	Amended FY 2015	Proposed FY 2016	\$ Change	% Change
Personal Services	\$ 1,326,371	\$ 1,337,391	\$ 1,508,602	\$ 171,211	12.80%
Operating Expenses	161,187	250,600	287,600	37,000	14.76%
Other	-	(793,996)	-	793,996	-100.00%
TOTAL	\$ 1,487,558	\$ 793,995	\$ 1,796,202	\$ 1,002,207	126.22%

PERFORMANCE MEASURES

	Actual FY 2014	Target FY 2015	Target FY 2016	% Change
Percentage of Development Review Committee packages reviewed within ten (10) business days	N/A	100%	100%	0%
Percentage of utility locates completed within two (2) business days	N/A	90%	90%	0%
Percentage of permit responses issued within two (2) weeks	N/A	95%	95%	0%
Percentage of engineering inspections completed within 48 hours	N/A	90%	90%	0%
Percentage of division filing system updated to conform to City-wide records management format	N/A	N/A	95%	N/A

WATER/WASTEWATER FUND

		FY 2014 ACTUAL	FY 2015 AMENDED	FY 2016 PROPOSED
ADMINISTRATION/ENGINEERING DIVISION				
REQUESTED APPROPRIATION				
PERSONAL SERVICES				
456-9090-536.11-02	SAL & WAGES-SENIOR MGMNT *	\$ 121,374	\$ -	\$ -
456-9090-536.12-01	SAL & WAGES-REGULAR *	860,464	959,931	1,096,552
456-9090-536.13-05	SAL & WAGES-LONGEVITY	13,000	14,000	17,000
456-9090-536.14-01	SAL & WAGES-OVERTIME	4,675	10,000	10,000
456-9090-536.15-08	SAL&WAGES-VEHICLE BENEFIT	4,100	4,100	4,100
456-9090-536.15-09	SAL & WAGES-PHONE ALLOW	966	960	960
456-9090-536.21-01	CONTRIB-SS TAX(EMPLOYER)	76,762	62,000	69,980
456-9090-536.21-02	CONTRIB-MED TAX(EMPLOYER)	18,049	14,500	16,370
456-9090-536.22-01	FRS CONTRIB-EMPLOYER	91,427	92,000	101,400
456-9090-536.22-03	CONTRIBUTION - HEALTH TRUST	-	-	11,240
456-9090-536.23-01	HEALTH & LIFE INS	126,080	170,000	181,000
456-9090-536.91-19	TO EMPLOYEES BENEFIT TRUST	9,474	9,900	-
REQUESTED APPROPRIATION		\$ 1,326,371	\$ 1,337,391	\$ 1,508,602
OPERATING EXPENSES				
456-9090-536.31-02	MEDICAL	\$ 75	\$ 500	\$ 500
456-9090-536.31-64	PROF SVS - ARBITRAGE CALC	-	23,000	-
456-9090-536.34-02	CUSTODIAL	11,520	12,500	12,500
456-9090-536.34-16	CONTRACTUAL SVCS-OTHER	12,714	15,000	15,000
456-9090-536.34-43	BOND INDENTURE REQUIREMNT	-	2,000	2,000
456-9090-536.34-59	UTILITY BILLING	35,251	50,000	-
456-9090-536.40-03	TRAVEL & PER DIEM	24	2,500	2,500
456-9090-536.41-01	COMMUNICATIONS SVCS	16,528	32,000	16,000
456-9090-536.41-06	POSTAGE & PRINTING	18,421	10,000	10,000
456-9090-536.43-01	UTILITY SERVICES	24,021	27,600	27,600
456-9090-536.43-02	UTILITY SVCS-WATER	10,422	-	-
456-9090-536.44-01	RENTALS & LEASES	6,912	6,000	6,000
456-9090-536.46-03	OFFICE EQUIPMENT	-	500	500
456-9090-536.46-08	REP & MAINT-VEHICLES	(821)	5,000	5,000
456-9090-536.46-19	REP & MAINT-COMPUTERS	-	1,000	1,000
456-9090-536.46-36	MAINTENANCE-BUILDING	1,055	10,000	10,000
456-9090-536.46-44	REP & MAINT-SECURITY SYSTEM	-	-	10,000
456-9090-536.46-45	REP & MAINT-GIS	-	-	50,000
456-9090-536.52-02	GAS, OIL & COOLANT	567	26,000	26,000
456-9090-536.52-15	OPERATING SUPPLIES-OTHER	13,738	12,000	28,000
456-9090-536.54-01	SUBSCRIPTION & MEMBERSHIP	10,760	7,000	7,000
456-9090-536.54-05	EDUCATION & TRAINING	-	8,000	8,000
456-9090-536.55-08	WATER CONSERVATION PROGRAM	-	-	50,000
REQUESTED APPROPRIATION		\$ 161,187	\$ 250,600	\$ 287,600

WATER/WASTEWATER FUND

		FY 2014 ACTUAL		FY 2015 AMENDED		FY 2016 PROPOSED
ADMINISTRATION/ENGINEERING DIVISION						
ALLOCATION						
456-9090-536.99-01	ALLOCATION TO SEWER	\$	-	\$	(793,996)	\$ -
	REQUESTED APPROPRIATION	\$	-	\$	(793,996)	\$ -
TOTAL REQUESTED APPROPRIATION		\$	1,487,558	\$	793,995	\$ 1,796,202

* - Senior management salary and wages of \$138,805 is included in salary & wages regular.

WATER/WASTEWATER FUND

		FY 2014 ACTUAL	FY 2015 AMENDED	FY 2016 PROPOSED
WASTEWATER DIVISION				
REQUESTED APPROPRIATION				
ALLOCATION				
456-9081-535.98-01	ALLOC WATER TREATMENT (9081)	\$ -	\$ 3,231,944	\$ -
456-9083-535.98-02	ALLOC WATER TRANS & DIST (9083)	-	1,442,085	-
456-9087-535.98-03	ALLOC WATER NON DEPT (9087)	-	5,260,476	-
456-9091-535.98-05	ALLOC WATER ADMIN (9091)	-	793,996	-
WATER/WASTEWATER	TOTAL REQUESTED APPROPRIATION	\$ -	\$ 10,728,501	\$ -
WATER/WASTEWATER	TOTAL REQUESTED APPROPRIATION	\$ 20,291,066	\$ 22,620,000	\$ 23,057,761

In fiscal year 2016 the City will begin using 456.xxxx.536.xx-xx account numbers which follow the State of Florida Uniform Chart of Account Guidelines for Water-Sewer combination services. Therefore, the Wastewater allocation will no longer be necessary.

WATER & WASTEWATER CONNECTION FEES FUND

FUND 458

PROGRAM DEFINITION AND GOALS

The Water & Wastewater Connection Fees Fund accounts for water and wastewater connection activities. The fund can only be used for extending, oversizing or constructing new additions to: water supply facilities, water and wastewater treatment plants, wastewater collection systems, water distribution systems, water and wastewater pumping systems and storage facilities, wastewater disposal facilities, water and wastewater sludge handling and disposal facilities, any portion of debt service associated with debt issued to finance improvements listed above and engineering, legal and administrative expenses incurred in conjunction with the aforementioned project and in establishing and administering the connection charge program.

REVENUES

	Actual FY 2014	Amended FY 2015	Proposed FY 2016	\$ Change	% Change
Water & Wastewater Connection Fees Fund	\$ -	\$ 102,000	\$ 102,000	\$ -	0.00%
TOTAL	\$ -	\$ 102,000	\$ 102,000	\$ -	0.00%

BUDGET EXPENDITURES/EXPENSES

	Actual FY 2014	Amended FY 2015	Proposed FY 2016	\$ Change	% Change
Operating Expenses	\$ -	\$ 2,000	\$ 2,000	\$ -	0.00%
Capital	-	100,000	100,000	-	0.00%
TOTAL	\$ -	\$ 102,000	\$ 102,000	\$ -	0.00%

WATER & WASTEWATER CONNECTION FEES FUND

		FY 2014 ACTUAL	FY 2015 AMENDED	FY 2016 PROPOSED
ESTIMATED REVENUES				
458-0000-324.21-10	CONN FEE-WTR RESIDENTIAL	\$ -	\$ 25,250	\$ 25,250
458-0000-324.21-20	CONN FEE-WW RESIDENTIAL	-	25,250	25,250
458-0000-324.22-10	CONN FEE-WATER COMMERCIAL	-	25,250	25,250
458-0000-324.22-20	CONN FEE-WW COMMERCIAL	-	25,250	25,250
458-0000-361.10-01	INTEREST INCOME	-	1,000	1,000
TOTAL ESTIMATED REVENUES		\$ -	\$ 102,000	\$ 102,000

REQUESTED APPROPRIATION

WATER

OPERATING EXPENSES

458-9090-536.39-03	OPER EXP-BANK FEES	\$ -	\$ 1,000	\$ 1,000
REQUESTED APPROPRIATION		\$ -	\$ 1,000	\$ 1,000

CAPITAL EXPENSES

458-9090-536.63-01	OTHER IMPROVEMENTS	\$ -	\$ 50,000	\$ 50,000
REQUESTED APPROPRIATION		\$ -	\$ 50,000	\$ 50,000

WASTEWATER

OPERATING EXPENSES

458-9090-535.39-03	OPER EXP - BANK FEES	\$ -	\$ 1,000	\$ 1,000
REQUESTED APPROPRIATION		\$ -	\$ 1,000	\$ 1,000

CAPITAL EXPENSES

458-9090-535.63-01	OTHER IMPROVEMENTS	\$ -	\$ 50,000	\$ 50,000
REQUESTED APPROPRIATION		\$ -	\$ 50,000	\$ 50,000

TOTAL REQUESTED APPROPRIATION		\$ -	\$ 102,000	\$ 102,000
--------------------------------------	--	-------------	-------------------	-------------------

WATER & WASTEWATER RENEWAL & REPLACEMENT FUND

FUND 461

PROGRAM DEFINITION AND GOALS

The Water & Wastewater Renewal & Replacement Fund accounts for the capital expenses of the utility system.

REVENUES

	Actual FY 2014	Amended FY 2015	Proposed FY 2016	\$ Change	% Change
Water & Wastewater Renewal & Replacement Fund	\$ 5,431,524	\$ 10,763,500	\$ 11,240,000	\$ 476,500	4.43%
TOTAL	\$ 5,431,524	\$ 10,763,500	\$ 11,240,000	\$ 476,500	4.43%

BUDGET EXPENDITURES/EXPENSES

	Actual FY 2014	Amended FY 2015	Proposed FY 2016	\$ Change	% Change
Operating Expenses	\$ 3,566,659	\$ -	\$ -	\$ -	0.00%
Capital	1,472,911	10,763,500	11,240,000	\$ 476,500	4.43%
TOTAL	\$ 5,039,570	\$ 10,763,500	\$ 11,240,000	\$ 476,500	4.43%

WATER & WASTEWATER RENEWAL & REPLACEMENT FUND

		FY 2014 ACTUAL	FY 2015 AMENDED	FY 2016 PROPOSED
ESTIMATED REVENUES				
461-0000-334.35-01	SEWER PIPING REHAB GRANT	\$ -	\$ 100,000	\$ -
461-0000-343.36-04	WATER METER	5,015	5,000	5,000
461-0000-343.36-06	WATER CONNECTION(PHASE 3)	167,308	-	-
461-0000-343.56-04	WW CONNECTION (PHASE 3)	151,622	-	-
461-0000-361.10-06	INTEREST INCOME-R & R	86,429	40,000	40,000
461-0000-361.20-18	GAIN/LOSS ON INVESTMENT	(38,918)	-	-
461-0000-364.41-02	DISPOSAL OF FIXED ASSET	29,944	-	-
461-0000-369.90-05	INVENTORY ADJUSTMENT	30,124	-	-
461-0000-381.10-03	UTILITY O&M FUND	5,000,000	5,000,000	5,000,000
461-0000-389.10-06	TRANSFER - FUND BALANCE	-	5,618,500	6,195,000
TOTAL ESTIMATED REVENUES		\$ 5,431,524	\$ 10,763,500	\$ 11,240,000

REQUESTED APPROPRIATION OPERATING EXPENSES

461-9090-536.59-01	DEPRECIATION EXPENSE	\$ 3,566,659	\$ -	\$ -
REQUESTED APPROPRIATION		\$ 3,566,659	\$ -	\$ -

CAPITAL EXPENSES

461-9090-533.62-32	REHAB ADMIN BLDG	\$ -	\$ 75,000	\$ 75,000
461-9090-533.63-10	ENGINEERING	33,115	200,000	100,000
461-9090-533.63-13	MAJOR REPAIRS TO WTR SYS	70,931	150,000	150,000
461-9090-533.63-14	MAJOR REPAIRS TO SEWR SYS	5,416	200,000	200,000
461-9090-533.63-15	SEWER LINE REPLACEMENT	9,752	115,000	100,000
461-9090-533.63-16	WATER LINE REPLACEMENT	73,491	225,000	2,000,000
461-9090-533.63-19	EXPEND TO IMPROVE SERVICE	96,460	185,000	200,000
461-9090-533.63-68	REHAB AERIAL CROSS	-	675,000	775,000
461-9090-533.64-02	ACQUISITION OF VEHICLES	-	175,000	60,000
461-9090-533.64-09	COMPUTER EQUIPMENT	31,989	110,000	20,000
461-9090-533.64-18	WATER & SEWER EQUIPMENT	120,366	358,500	485,000
461-9090-533.64-19	INSTALL WTR METERS/CONNEC	91,249	250,000	250,000
461-9090-533.64-23	LIFT STATION RENOV	18,269	675,000	1,100,000
461-9090-533.64-39	ELECTRONIC METER READING	609	250,000	250,000
461-9090-533.64-47	REHAB CHLORINE BLDG	39,500	-	-
461-9090-533.64-50	SITE IMPROVEMENTS-PLANT	16,533	50,000	50,000
461-9090-533.64-74	REHABILIT RAW WTR WELLS	35,349	50,000	50,000
461-9090-533.64-86	UPGRADE TELEMTRY SYSTEM	29,582	50,000	50,000
461-9090-533.65-08	GEOGRAPHIC INFO SYSTEM	33,870	50,000	-
461-9090-533.65-14	WW-MECHANICAL BAR SCREEN	-	100,000	-
461-9090-533.65-23	REHAB RBC CLARIFIER	3,579	-	-
461-9090-533.65-29	INFILTRA AND INFLOW REHAB	493,306	500,000	500,000
461-9090-533.65-42	REHAB INJECTION WELL	1,106	20,000	-
461-9090-533.65-43	PLANT SECURITY IMPROVMENT	1,190	225,000	-
461-9090-533.65-48	REHAB WEST DIGESTER	-	200,000	200,000
461-9090-533.65-58	REHAB E. SANITAIRE DIGEST	65,293	600,000	1,200,000
461-9090-533.65-59	REHAB HYPOCHLORITE SYS	31,270	560,000	250,000
461-9090-533.65-62	REHAB GENERATOR SYSTEMS	-	200,000	200,000
461-9090-533.65-74	REHAB EAST WWTP CLARIFIER	-	300,000	200,000

WATER & WASTEWATER RENEWAL & REPLACEMENT FUND

		FY 2014 ACTUAL	FY 2015 AMENDED	FY 2016 PROPOSED
461-9090-533.65-75	4-LOG IMPLEMENTATION	-	690,000	750,000
461-9090-533.65-98	PROJECT-STATE GRANT	-	100,000	-
461-9090-533.68-31	PAINTING WATER PLANT STRUCTURES	-	-	150,000
461-9090-533.68-67	UPGRADE A/C FM SR7 - WWTP	-	600,000	-
461-9090-533.68-68	WATER CONSERVATION PROGRM	25,395	50,000	-
461-9090-533.68-86	REH 30"WM/24 FM CANAL CRS	1,404	750,000	750,000
461-9090-533.68-87	WM/FM CONTROL IMPROVMNTS	26,387	100,000	100,000
461-9090-533.68-88	C-14 WM CANAL CROSSING	-	500,000	400,000
461-9090-533.68-89	UPGR A/C FM-NW 18 ST-WWTP	117,500	1,200,000	350,000
461-9090-533.68-91	FORCE MAIN CONSTRUCTION	-	225,000	225,000
461-9090-533.68-94	SEWAGE DUMPING STATION	-	-	50,000
REQUESTED APPROPRIATION		\$ 1,472,911	\$ 10,763,500	\$ 11,240,000
TOTAL REQUESTED APPROPRIATION		\$ 5,039,570	\$ 10,763,500	\$ 11,240,000

INSURANCE FUND

TO ACCOUNT FOR THE RECEIPT AND DISBURSEMENT OF THE FUNDS
OF THE INSURANCE FUND.

INSURANCE FUND

FUND 501

PROGRAM DEFINITION AND GOALS

The Insurance Fund is an internal service fund that accounts for the financing of general insurance coverage to other departments or agencies of the City on a cost reimbursement basis. All insurance program premiums are charged to the appropriate funds as applicable.

PROGRAM REVENUES

	Actual FY 2014	Amended FY 2015	Proposed FY 2016	\$ Change	% Change
Insurance Fund	\$ 1,790,522	\$ 2,100,000	\$ 2,489,320	\$ 389,320	18.54%
TOTAL	\$ 1,790,522	\$ 2,100,000	\$ 2,489,320	\$ 389,320	18.54%

BUDGET EXPENDITURES/EXPENSES

	Actual FY 2014	Amended FY 2015	Proposed FY 2016	\$ Change	% Change
Operating Expenses	\$ 4,207,652	\$ 2,100,000	\$ 2,439,320	\$ 339,320	16.16%
Capital	-	-	50,000	50,000	0.00%
TOTAL	\$ 4,207,652	\$ 2,100,000	\$ 2,489,320	\$ 389,320	18.54%

INSURANCE FUND

		FY 2014 *	FY 2015	FY 2016
		ACTUAL	AMENDED	PROPOSED
ESTIMATED REVENUES				
501-0000-341.23-32	CHARGES TO CITY DEPTS	\$ 1,760,000	\$ 1,000,000	\$ 900,000
501-0000-341.24-27	OTHER	30,522	10,000	20,000
501-0000-361.10-01	INTEREST INCOME	-	1,500	1,500
501-0000-389.10-01	TRANS FROM FUND BALANCE	-	1,088,500	1,567,820
TOTAL ESTIMATED REVENUES		\$ 1,790,522	\$ 2,100,000	\$ 2,489,320

REQUESTED APPROPRIATION

OPERATING EXPENSES

501-0810-590.24-XX	WORKERS COMP PROGRAM	\$ 2,356,387	\$ 898,000	\$ 1,000,000
501-0810-590.31-01	PROFL SVCS-LEGAL	32,078	-	30,000
501-0810-590.31-09	PROFL SVCS-OTHER	525	41,500	15,000
501-0810-590.31-20	PROF SV-SI STATE ASSESMNT	17,689	25,000	35,000
501-0810-590.31-26	PROFL SVC-INVESTIGATIONS	975	-	-
501-0810-590.34-04	MANAGED CARE (CORVEL)	223,647	200,000	200,000
501-0810-590.34-15	ADMIN FEE (BROADSPIRE)	73,962	-	-
501-0810-590.39-03	OPER EXP - BANK FEES	-	1,000	1,000
501-0810-590.45-02	INSURANCE-PROPERTY	206,441	228,000	250,000
501-0810-590.45-03	INSURANCE-AUTOMOBILE	1,556	20,000	20,000
501-0810-590.45-04	PUBLIC OFFICIAL LIABILITY	54,870	-	-
501-0810-590.45-05	POLICE PROFESSIONAL LIABI	134,752	-	-
501-0810-590.45-07	POLICE/FIRE SPEC DEATH BE	-	15,000	15,000
501-0810-590.45-08	GEN LIAB (SELF-FUNDED)	891,157	-	200,000
501-0810-590.45-15	INSURANCE-BONDS	304	300	500
501-0810-590.45-16	INSUR-BOILER & MACHINERY	12,912	13,000	14,300
501-0810-590.45-20	INSUR-UNDERGROUND TANKS	3,368	3,700	3,520
501-0810-590.45-24	INSURANCE-DISABILITY	63,860	55,000	55,000
501-0810-590.45-26	INSURANCE-INLAND MARINE	17,360	-	-
501-0810-590.45-28	INSURANCE - LIABILITY	115,104	560,000	400,000
501-0810-590.45-29	INSURANCE - EXCESS	-	39,500	200,000
501-0810-590.51-01	OFFICE SUPPLIES	706	-	-
REQUESTED APPROPRIATION		\$ 4,207,652	\$ 2,100,000	\$ 2,439,320

CAPITAL EXPENSES

501-0810-519.64-09	COMPUTER EQUIPMENT	\$ -	\$ -	\$ 50,000
REQUESTED APPROPRIATION		\$ -	\$ -	\$ 50,000
TOTAL REQUESTED APPROPRIATION		\$ 4,207,652	\$ 2,100,000	\$ 2,489,320

* - FY 2014 Actual Revenues were previously included in Fund 471. The Insurance Fund was moved to Fund 501 in FY 2015 per State of Florida Uniform Chart of Account Guidelines.

**CITY OF MARGATE, FLORIDA
FISCAL YEAR 2016**

CAPITAL OUTLAY DETAILS

DEPARTMENT	PROPOSED BUDGET FY 2016	DESCRIPTION
Finance:		
Accounting/Budget (0610)	10,063	Accounting/Budget Division workspace remodel
Purchasing (0620)	5,750	Purchasing Division workspace remodel
Finance Total	15,813	
Non-Departmental (0710)	10,000	Security System
City Attorney (1410)	15,000	Law Library
Police (1810)	100,000	Fleet Vehicles
Fire (2010)	696,000	New equipment for Station 50 and replacement equipment for worn or out of standard items (\$214,000), Fire Engine (\$475,000), and WIFI for new Fire Station 50 (\$7,000)
Information Technology (3410)	57,000	Replace aged firewalls, Replace point to point wireless system to Firefighters Park, Calypso Cove, and Fire Station 94, and replace certain workstations
Parks & Recreation:		
Parks and Grounds Maint (5557)	96,700	Toro Groomer (2) - (\$36,000), and Toro Mower (\$60,700)
TOTAL GENERAL FUND	990,513	

**CITY OF MARGATE, FLORIDA
FISCAL YEAR 2016**

CAPITAL OUTLAY DETAILS

DEPARTMENT	PROPOSED BUDGET FY 2016	DESCRIPTION
OTHER FUNDS		
Roads (111)	467,000	Replace F350 4X4 Truck (\$33,000), Acquire F250 4X2 (\$24,000), and Capital Road Projects (\$410,000)
Federal Forfeiture (117)	31,000	Police OSSI printer
Public Safety Impact Fees (150)	20,000	Fire Equipment (\$10,000), and Police Equipment (\$10,000)
Capital Projects (334)	2,184,000	Parks & Recreation - Holiday Springs (\$80K), Parks Master Plan priority projects (\$1,500,000), Dog Park (\$400K), Public Works - Neighborhood ID Signs (\$25K), City Hall Impact windows (\$155K), and Parking Lot projects (\$24K)
Water/Wastewater Operations & Maint (456)	7,188	Utility Billing workspace remodel (\$7,188)
Water/Wastewater Connection Fees (458)	100,000	Capital Improvement Projects related to expansion or other authorized use.
Water/Wastewater Renewal & Replacement (461)	11,240,000	Capital Improvement Program Projects
Insurance (501)	50,000	Risk Master software program
Other Funds Total	14,099,188	
Total All Funds	15,089,701	

CAPITAL IMPROVEMENT PROGRAM

A COMPREHENSIVE LISTING AND EXPLANATION
OF THE CAPITAL REQUIREMENTS AND ASSOCIATED FUNDING
FOR THE CITY FOR A FIVE YEAR PERIOD.

CITY OF MARGATE, FLORIDA						
FY 2016 -2020 CAPITAL IMPROVEMENT/MAJOR EQUIPMENT PROGRAM: FIVE (5) YEAR SUMMARY BY FUND						
FUND	FY 2016 BUDGET	FY 2017 BUDGET	FY 2018 BUDGET	FY 2019 BUDGET	FY 2020 BUDGET	FIVE YEAR TOTAL
Capital Project Fund (334)						
<i>Fire Department</i>						
Fire Station 58 Replacement/EOC/Administration	\$ -	\$ 300,000	\$ 4,504,000	\$ -	\$ -	\$ 4,804,000
Fire Station 18 Renovations	-	-	50,000	315,000	-	365,000
Fire Station 98 Renovations	-	-	-	50,000	235,000	285,000
Fire Logistics Warehouse	-	-	230,000	-	-	230,000
Total Fire Department Projects	\$ -	\$ 300,000	\$ 4,784,000	\$ 365,000	\$ 235,000	\$ 5,684,000
<i>Information Technology</i>						
Replace City Hall phone system	\$ -	\$ -	\$ 150,000	\$ -	\$ -	\$ 150,000
Replace Phone system - Other bldgs.	-	-	100,000	-	-	100,000
Total Information Technology Projects	\$ -	\$ -	\$ 250,000	\$ -	\$ -	\$ 250,000
<i>Parks & Recreation Department</i>						
Holiday Springs Boulevard Median Beautification	\$ 80,000	\$ -	\$ -	\$ -	\$ -	\$ 80,000
Master Plan Priority Projects	1,500,000	-	-	-	-	1,500,000
Dog Park	400,000	-	-	-	-	400,000
Perimeter Road Median Beautification	-	30,000	-	-	-	30,000
Total Parks & Recreation Projects	\$ 1,980,000	\$ 30,000	\$ -	\$ -	\$ -	\$ 2,010,000
<i>Public Works Department</i>						
NWFP Senior Center Impact Windows	\$ -	\$ 100,000	\$ -	\$ -	\$ -	\$ 100,000
Community Center Impact Windows	-	-	40,000	-	-	40,000
City Hall Elevators	-	-	-	600,000	-	600,000
City Hall Impact Windows	155,000	-	-	-	-	155,000
City Hall Parking Lot Lighting	24,000	-	-	-	-	24,000
Veterans Marina Parking Lot	-	-	125,000	-	-	125,000
Neighborhood identification signs	25,000	-	-	-	-	25,000
Fire Station 98 Roof	-	-	-	-	200,000	200,000
Total Public Works Department	\$ 204,000	\$ 100,000	\$ 165,000	\$ 600,000	\$ 200,000	\$ 1,269,000
Total Capital Project Fund (334)	\$ 2,184,000	\$ 430,000	\$ 5,199,000	\$ 965,000	\$ 435,000	\$ 9,213,000
Future operating/maintenance costs will be included in departmental budgets as applicable.						

CITY OF MARGATE, FLORIDA						
FY 2016 -2020 CAPITAL IMPROVEMENT/MAJOR EQUIPMENT PROGRAM: FIVE (5) YEAR SUMMARY BY FUND						
FUND	FY 2016 BUDGET	FY 2017 BUDGET	FY 2018 BUDGET	FY 2019 BUDGET	FY 2020 BUDGET	FIVE YEAR TOTAL
Water & Wastewater Connection Fees Fund (458)						
Water - Other Improvements	\$ 50,000	\$ -	\$ -	\$ -	\$ -	\$ 50,000
Wastewater - Other Improvements	50,000	-	-	-	-	50,000
Total Water & Wastewater Connection Fees Fund (458)	\$ 100,000	\$ -	\$ -	\$ -	\$ -	\$ 100,000
Water & Wastewater Renewal and Replacement Fund (461)						
Professional Services-Engineering	100,000	100,000	100,000	100,000	100,000	500,000
Major Repairs to Water System	150,000	150,000	150,000	150,000	150,000	750,000
Major Repairs to Sewer System	200,000	200,000	200,000	200,000	200,000	1,000,000
Sewer Line Replacement	100,000	100,000	125,000	125,000	275,000	725,000
Water Line Replacement	2,000,000	245,000	250,000	250,000	250,000	2,995,000
Expenditure to Improve Service	200,000	200,000	200,000	200,000	200,000	1,000,000
Acquisition of Vehicles	60,000	187,000	201,000	250,500	230,000	928,500
Computer Equipment	20,000	20,000	20,000	30,000	25,000	115,000
Water & Wastewater Equipment	485,000	527,700	394,500	265,000	295,500	1,967,700
Install Water Meters/Serv. Connections	250,000	250,000	250,000	250,000	250,000	1,250,000
Lift Station Renovation	1,100,000	900,000	900,000	600,000	550,000	4,050,000
Electronic Meter Reading	250,000	250,000	250,000	250,000	250,000	1,250,000
Site Improvements - Plant	50,000	50,000	50,000	50,000	50,000	250,000
Rehabilitate Raw Water Wells	50,000	50,000	50,000	50,000	50,000	250,000
Upgrade Telemetry System	50,000	50,000	50,000	50,000	50,000	250,000
Mechanical Integrity Testing - UIW	-	-	350,000	-	-	350,000
Infiltration and Inflow Rehabilitation	500,000	500,000	500,000	500,000	500,000	2,500,000
Rehabilitate West RBC Digester	200,000	-	-	-	-	200,000
Rehabilitate East Sanitaire Digester	1,200,000	-	-	-	-	1,200,000
Rehabilitate Hypochlorite System	250,000	-	-	-	-	250,000
Rehabilitate Generator Systems	200,000	-	25,000	-	-	225,000
Rehabilitate East WWTP Clarifier	200,000	-	-	-	-	200,000
4-Log Implementation	750,000	-	-	-	-	750,000
Rehabilitate 30" WM/24" FM Crossing	750,000	-	-	-	-	750,000
WM/FM Control Improvements	100,000	100,000	100,000	100,000	100,000	500,000
C-14 WM Canal Crossing	400,000	-	-	-	-	400,000
Upgrade A/C FM - NW 18th Street - WWTP	350,000	-	-	-	-	350,000
RBC Replacement	-	-	-	-	300,000	300,000
Rehabilitate DEES Admin Bldg.	75,000	10,000	30,000	-	35,000	150,000
Aerial Utility Crossings	775,000	275,000	100,000	200,000	-	1,350,000
Force Main Construction	225,000	1,500,000	150,000	1,000,000	-	2,875,000
Aerator Replacement - WWTP	-	70,000	70,000	70,000	-	210,000
Sewage Dumping Station (East Plant)	50,000	100,000	-	-	-	150,000
Rehabilitate Headworks (Slide Gates)	-	-	150,000	-	-	150,000
Rehabilitate Chlorine Contact Chamber	-	-	200,000	-	-	200,000
Rehabilitate Sludge Digester (East Plant)	-	-	-	200,000	-	200,000
Security System Upgrades	-	32,000	15,000	-	-	47,000
Rehabilitate Backwash Holding Tank	-	-	100,000	-	-	100,000
Rehabilitate WWTP Belt Conveyor	-	-	-	-	150,000	150,000
Painting Water Treatment Plant Structures	150,000	1,500,000	-	-	-	1,650,000
Rehabilitate HSP Building	-	-	-	-	50,000	50,000
Total Water & Wastewater Renewal & Replacement Fund (461)	\$ 11,240,000	\$ 7,366,700	\$ 4,980,500	\$ 4,890,500	\$ 4,060,500	\$ 32,538,200
Summary						
Total Capital Project Fund (334)	2,184,000	430,000	5,199,000	965,000	435,000	9,213,000
Total Water & Wastewater Connection Fees Fund (458)	100,000	-	-	-	-	100,000
Total Water & Wastewater Renewal & Replacement Fund (461)	11,240,000	7,366,700	4,980,500	4,890,500	4,060,500	32,538,200
Total All Funds	\$ 13,524,000	\$ 7,796,700	\$ 10,179,500	\$ 5,855,500	\$ 4,495,500	\$ 41,851,200
Future operating/maintenance costs will be included in departmental budgets as applicable. Prior year's monies budgeted that are not spent are re-budgeted in future years, if applicable.						

STATION 58 REPLACEMENT/EOC/ADMINISTRATION BUILDING

LOCATION:	600 Rock Island Road
STATUS:	New Project
BENEFIT DEPT:	Fire Rescue
PROJECT MANAGER:	TBD
PRIORITY:	High
EST PROJECT COST:	\$4,804,000
FUNDING SOURCE:	Capital Projects Fund (334)
CONSTRUCTION YEAR:	FY 2018

DESCRIPTION/JUSTIFICATION

Fire Rescue Station 58 is in need of replacement as recommended from a life cycle review by an architect. The station was constructed in 1974 by the members of the former volunteer fire department. It will reach 84% of its life span during FY 2016. It is proposed to re-build the station on the existing site, if possible. In addition, the building will potentially house Fire Administration and a dedicated City Emergency Operations Center.



FUNDING SOURCES:	FY16	FY17	FY18	FY19	FY20	TOTAL	PROJECT ESTIMATED	
Capital Projects Fund - 334	\$ -	\$ 300,000	\$ 4,504,000	\$ -	\$ -	\$ 4,804,000	Start Date	Completion Date
TOTAL	\$ -	\$ 300,000	\$ 4,504,000	\$ -	\$ -	\$ 4,804,000	FY 2017	FY 2018

PROJECT COMPONENTS:	FY16	FY17	FY18	FY19	FY20	Five Year Total	Prior Yrs. Budget	Expenditure Through 9/30/14
Design	\$ -	\$ 300,000	\$ -	\$ -	\$ -	\$ 300,000	\$ -	\$ -
Program Management	-	-	-	-	-	-	-	-
Contingency (5%)	-	-	180,000	-	-	180,000	-	-
Construction	-	-	4,100,000	-	-	4,100,000	-	-
Other Costs (Permits, FF&E, On Site Trailer, etc)	-	-	224,000	-	-	224,000	-	-
TOTAL	\$ -	\$ 300,000	\$ 4,504,000	\$ -	\$ -	\$ 4,804,000	\$ -	\$ -

STATION 18 RENOVATIONS

LOCATION:	5785 Park Drive
STATUS:	New Project
BENEFIT DEPT:	Fire Rescue
PROJECT MANAGER:	TBD
PRIORITY:	Medium
EST PROJECT COST:	\$365,000
FUNDING SOURCE:	Capital Projects Fund (334)
CONSTRUCTION YEAR:	FY 2019

DESCRIPTION/JUSTIFICATION

Fire Rescue Station 18 was constructed in 1987 and will be at 60% of its life span in FY17. This project will provide for renovations to the facility.



FUNDING SOURCES:	FY16	FY17	FY18	FY19	FY20	TOTAL	PROJECT ESTIMATED	
Capital Projects Fund - 334	\$ -	\$ -	\$ 50,000	\$ 315,000	\$ -	\$ 365,000		
							Start Date	Completion Date
TOTAL	\$ -	\$ -	\$ 50,000	\$ 315,000	\$ -	\$ 365,000	FY 2018	FY 2019

PROJECT COMPONENTS:	FY16	FY17	FY18	FY19	FY20	Five Year Total	Prior Yrs. Budget	Expenditure Through 9/30/14
Design	\$ -	\$ -	\$ 50,000	\$ -	\$ -	\$ 50,000	\$ -	\$ -
Program Management	-	-	-	-	-	-	-	-
Construction Mgmt	-	-	-	-	-	-	-	-
Construction	-	-	-	300,000	-	300,000	-	-
Other Costs (Permits, FF&E, On Site Trailer, etc)	-	-	-	15,000	-	15,000	-	-
TOTAL	\$ -	\$ -	\$ 50,000	\$ 315,000	\$ -	\$ 365,000	\$ -	\$ -

STATION 98 RENOVATIONS

LOCATION:	5395 NW 24 Street
STATUS:	New Project
BENEFIT DEPT:	Fire Rescue
PROJECT MANAGER:	TBD
PRIORITY:	Medium
EST PROJECT COST:	\$285,000
FUNDING SOURCE:	Capital Projects Fund (334)
CONSTRUCTION YEAR:	FY 2020

DESCRIPTION/JUSTIFICATION

Fire Rescue Station 98 was constructed in 1997 and will be at 40% of its life span in FY17. The station is in need of renovations to improve safety for personnel staffing the station, and improve overall liveability. Per an architect's life cycle review, renovations were recommended.



FUNDING SOURCES:	FY16	FY17	FY18	FY19	FY20	TOTAL	PROJECT ESTIMATED	
Capital Projects Fund - 334	\$ -	\$ -	\$ -	\$ 50,000	\$ 235,000	\$ 285,000		
							Start Date	Completion Date
TOTAL	\$ -	\$ -	\$ -	\$ 50,000	\$ 235,000	\$ 285,000	FY 2019	FY 2020

PROJECT COMPONENTS:	FY16	FY17	FY18	FY19	FY20	Five Year Total	Prior Yrs. Budget	Expenditure Through 9/30/14
Design	\$ -	\$ -	\$ -	\$ 50,000	\$ -	\$ 50,000	\$ -	\$ -
Program Management	-	-	-	-	-	-	-	-
Construction Mgmt	-	-	-	-	-	-	-	-
Construction	-	-	-	-	220,000	220,000	-	-
Other Costs (Permits, FF&E, On Site Trailer, etc)	-	-	-	-	15,000	15,000	-	-
TOTAL	\$ -	\$ -	\$ -	\$ 50,000	\$ 235,000	\$ 285,000	\$ -	\$ -

FIRE LOGISTICS WAREHOUSE

LOCATION:	TBD
STATUS:	New Project
BENEFIT DEPT:	Fire Rescue
PROJECT MANAGER:	TBD
PRIORITY:	Low
EST PROJECT COST:	\$230,000
FUNDING SOURCE:	Capital Projects Fund (334)
CONSTRUCTION YEAR:	FY 2018

DESCRIPTION/JUSTIFICATION

The available warehouse and reserve apparatus space for Fire Rescue is limited. Existing fire rescue stations do not have adequate bay space for storing all reserve and special apparatus for the department. Some current equipment must be parked outside which reduces their lifespan and damages paint/other components. In addition, Public Works storage capabilities for fire supplies and materials is limited due to its site limitations. Additional EMS equipment storage is needed, particularly for controlled substances. This facility would be a stand-alone facility on the old Fire Administration site. It will include approximately 1,200 square feet (20' x 60') for apparatus storage and 600 square feet (10' x 60') for equipment storage. The building will meet all applicable building codes.



FUNDING SOURCES:	FY16	FY17	FY18	FY19	FY20	TOTAL	PROJECT ESTIMATED	
Capital Projects Fund - 334	\$ -	\$ -	\$ 230,000	\$ -	\$ -	\$ 230,000		
							Start Date	Completion Date
TOTAL	\$ -	\$ -	\$ 230,000	\$ -	\$ -	\$ 230,000	FY 2018	FY 2018

PROJECT COMPONENTS:	FY16	FY17	FY18	FY19	FY20	Five Year Total	Prior Yrs. Budget	Expenditure Through 9/30/14
Design	\$ -	\$ -	\$ -	\$ -	\$ -	\$ -	\$ -	\$ -
Program Management	-	-	-	-	-	-	-	-
Construction Mgmt	-	-	-	-	-	-	-	-
Construction	-	-	230,000	-	-	230,000	-	-
Other Costs (Permits, FF&E, etc)	-	-	-	-	-	-	-	-
TOTAL	\$ -	\$ -	\$ 230,000	\$ -	\$ -	\$ 230,000	\$ -	\$ -

REPLACE CITY HALL PHONE SYSTEM

LOCATION:	City Hall
STATUS:	New Project
BENEFIT DEPT:	All City Hall Departments
PROJECT MANAGER:	James Wilbur
PRIORITY:	Medium
EST PROJECT COST:	\$150,000
FUNDING SOURCE:	Capital Projects Fund (334)
CONSTRUCTION YEAR:	FY 2018

DESCRIPTION/JUSTIFICATION

The current phone system in City Hall is over 30 years old. It has become very difficult to find replacement parts and qualified service personnel to maintain the equipment. In addition, it is unknown if the system would be able to be recovered after a lightning strike, fire or water damage. The recommended system is a Voice Over Internet Protocol system which will take advantage of today's technology by communicating with desktop computers for storing voicemail, phone directories and call notes.



FUNDING SOURCES:	FY16	FY17	FY18	FY19	FY20	TOTAL	PROJECT ESTIMATED	
Capital Projects Fund - 334	\$ -	\$ -	\$ 150,000	\$ -	\$ -	\$ 150,000		
							Start Date	Completion Date
TOTAL	\$ -	\$ -	\$ 150,000	\$ -	\$ -	\$ 150,000	FY 2018	FY 2018

PROJECT COMPONENTS:	FY16	FY17	FY18	FY19	FY20	Five Year Total	Prior Yrs. Budget	Expenditure Through 9/30/14
Design	\$ -	\$ -	\$ -	\$ -	\$ -	\$ -	\$ -	\$ -
Program Management	-	-	-	-	-	-	-	-
Construction Mgmt	-	-	-	-	-	-	-	-
Construction	-	-	-	-	-	-	-	-
Other Costs (Equipment, installation, etc)	-	-	150,000	-	-	150,000	-	-
TOTAL	\$ -	\$ -	\$ 150,000	\$ -	\$ -	\$ 150,000	\$ -	\$ -

REPLACE PHONE SYSTEM IN OTHER BUILDINGS

LOCATION:	Various
STATUS:	New Project
BENEFIT DEPT:	Various Departments
PROJECT MANAGER:	James Wilbur
PRIORITY:	Medium
EST PROJECT COST:	\$100,000
FUNDING SOURCE:	Capital Projects Fund (334)
CONSTRUCTION YEAR:	FY 2018

**DESCRIPTION/JUSTIFICATION**

Similar to the City Hall phone system, the phones located in other buildings are also very old and outdated. It has become very difficult to find replacement parts and qualified service personnel to maintain the equipment. In addition, it is unknown if the system would be able to be recovered after a lightning strike, fire or water damage. The recommended system is a Voice Over Internet Protocol system which will take advantage of today's technology by communicating with desktop computers for storing voicemail, phone directories and call notes.

FUNDING SOURCES:	FY16	FY17	FY18	FY19	FY20	TOTAL	PROJECT ESTIMATED	
Capital Projects Fund - 334	\$ -	\$ -	\$ 100,000	\$ -	\$ -	\$ 100,000		
							Start Date	Completion Date
TOTAL	\$ -	\$ -	\$ 100,000	\$ -	\$ -	\$ 100,000	FY 2018	FY 2018

PROJECT COMPONENTS:	FY16	FY17	FY18	FY19	FY20	Five Year Total	Prior Yrs. Budget	Expenditure Through 9/30/14
Design	\$ -	\$ -	\$ -	\$ -	\$ -	\$ -	\$ -	\$ -
Program Management	-	-	-	-	-	-	-	-
Construction Mgmt	-	-	-	-	-	-	-	-
Construction	-	-	-	-	-	-	-	-
Other Costs (Equipment, installation, etc)	-	-	100,000	-	-	100,000	-	-
TOTAL	\$ -	\$ -	\$ 100,000	\$ -	\$ -	\$ 100,000	\$ -	\$ -

HOLIDAY SPRINGS BOULEVARD MEDIAN BEAUTIFICATION

LOCATION:	Holiday Springs Blvd.
STATUS:	In Progress-Design
BENEFIT DEPT:	Parks
PROJECT MANAGER:	Parks and Recreation
PRIORITY:	Medium
EST PROJECT COST:	\$80,000
FUNDING SOURCE:	Capital Projects Fund (334)
CONSTRUCTION YEAR:	FY 2016

DESCRIPTION/JUSTIFICATION - SAMPLE

This is the last phase of an existing median beautification project for this roadway. In FY 2014, irrigation design and construction plans were completed. The City must install an irrigation system before improvements may be made to the landscaping.



FUNDING SOURCES:	FY16	FY17	FY18	FY19	FY20	TOTAL		
Capital Projects Fund - 334	\$ 80,000	\$ -	\$ -	\$ -	\$ -	\$ 80,000	PROJECT ESTIMATED	
							Start Date	Completion Date
TOTAL	\$ 80,000	\$ -	\$ -	\$ -	\$ -	\$ 80,000	FY 2016	FY 2016

PROJECT COMPONENTS:	FY16	FY17	FY18	FY19	FY20	Five Year Total	Prior Yrs. Budget	Expenditure Through 9/30/14
Design	\$ -	\$ -	\$ -	\$ -	\$ -	\$ -	\$ -	\$ -
Program Management	-	-	-	-	-	-	-	-
Construction Mgmt	-	-	-	-	-	-	-	-
Construction	80,000	-	-	-	-	80,000	-	-
Other Costs (Permits, FF&E, etc)	-	-	-	-	-	-	-	-
TOTAL	\$ 80,000	\$ -	\$ -	\$ -	\$ -	\$ 80,000	\$ -	\$ -

PARKS AND RECREATION MASTER PLAN PRIORITY PROJECTS



LOCATION:	TBD
STATUS:	New Project
BENEFIT DEPT:	Parks
PROJECT MANAGER:	Parks and Recreation
PRIORITY:	High
EST PROJECT COST:	\$1,500,000
FUNDING SOURCE:	Capital Projects Fund (334)
CONSTRUCTION YEAR:	FY 2016

DESCRIPTION/JUSTIFICATION	
<p>The Parks and Recreation Department is currently completing a Parks, Recreation, and Open Space Master Plan. The outcome of this plan will pave the way for 5 year capital improvements. Priority projects shall be presented to the City Commission prior to the start of any master plan project.</p>	

Development History

QTY	Year	Grade
3		A
1		B
1		C
1		D
1		E
1		F
1		G
1		H
1		I
1		J
1		K
1		L
1		M
1		N
1		O
1		P
1		Q
1		R
1		S
1		T
1		U
1		V
1		W
1		X
1		Y
1		Z

Grades: A (Good), B (Fair), C (Poor)

FUNDING SOURCES:	FY16	FY17	FY18	FY19	FY20	TOTAL	PROJECT ESTIMATED	
Capital Projects Fund - 334	\$ 1,500,000	\$ -	\$ -	\$ -	\$ -	\$ 1,500,000		
							Start Date	Completion Date
TOTAL	\$ 1,500,000	\$ -	\$ -	\$ -	\$ -	\$ 1,500,000	FY 2016	Ongoing

PROJECT COMPONENTS:	FY16	FY17	FY18	FY19	FY20	Five Year Total	Prior Yrs. Budget	Expenditure Through 9/30/14
Design	\$ 250,000	\$ -	\$ -	\$ -	\$ -	\$ 250,000	\$ -	\$ -
Program Management	-	-	-	-	-	-	-	-
Construction Mgmt	-	-	-	-	-	-	-	-
Construction	1,200,000	-	-	-	-	1,200,000	-	-
Other Costs (Permits, FF&E, etc)	50,000	-	-	-	-	50,000	-	-
TOTAL	\$ 1,500,000	\$ -	\$ -	\$ -	\$ -	\$ 1,500,000	\$ -	\$ -

PARKS AND RECREATION DOG PARK

LOCATION:	TBD
STATUS:	New Project
BENEFIT DEPT:	Parks
PROJECT MANAGER:	Parks and Recreation
PRIORITY:	High
EST PROJECT COST:	\$400,000
FUNDING SOURCE:	Capital Projects Fund (334)
CONSTRUCTION YEAR:	FY 2016

DESCRIPTION/JUSTIFICATION

This is an ongoing project since 2010. The City Commission approved funding in 2016 for construction.



FUNDING SOURCES:	FY16	FY17	FY18	FY19	FY20	TOTAL	PROJECT ESTIMATED	
Capital Projects Fund - 334	\$ 400,000	\$ -	\$ -	\$ -	\$ -	\$ 400,000		
							Start Date	Completion Date
TOTAL	\$ 400,000	\$ -	\$ -	\$ -	\$ -	\$ 400,000	FY 2016	Ongoing

PROJECT COMPONENTS:	FY16	FY17	FY18	FY19	FY20	Five Year Total	Prior Yrs. Budget	Expenditure Through 9/30/14
Design	\$ -	\$ -	\$ -	\$ -	\$ -	\$ -	\$ -	\$ -
Program Management	-	-	-	-	-	-	-	-
Construction Mgmt	-	-	-	-	-	-	-	-
Construction	400,000	-	-	-	-	400,000	-	-
Other Costs (Permits, FF&E, etc)	-	-	-	-	-	-	-	-
TOTAL	\$ 400,000	\$ -	\$ -	\$ -	\$ -	\$ 400,000	\$ -	\$ -

PERIMETER ROAD MEDIAN BEAUTIFICATION

LOCATION:	Perimeter Road from City limits - S.R. 7
STATUS:	New Project
BENEFIT DEPT:	Parks
PROJECT MANAGER:	Parks and Recreation
PRIORITY:	Medium
EST PROJECT COST:	\$30,000
FUNDING SOURCE:	Capital Projects Fund (334)
CONSTRUCTION YEAR:	FY 2017

DESCRIPTION/JUSTIFICATION

The Parks Department repaired an old, non-functioning irrigation system in this area. New landscaping to improve/complete the appearance of a major entry way into the City of Margate is requested.



FUNDING SOURCES:	FY16	FY17	FY18	FY19	FY20	TOTAL	PROJECT ESTIMATED	
Capital Projects Fund - 334	\$ -	\$ 30,000	\$ -	\$ -	\$ -	\$ 30,000	Start Date	Completion Date
TOTAL	\$ -	\$ 30,000	\$ -	\$ -	\$ -	\$ 30,000	FY 2017	FY 2017

PROJECT COMPONENTS:	FY16	FY17	FY18	FY19	FY20	Five Year Total	Prior Yrs. Budget	Expenditure Through 9/30/14
Design	\$ -	\$ -	\$ -	\$ -	\$ -	\$ -	\$ -	\$ -
Program Management	-	-	-	-	-	-	-	-
Construction Mgmt	-	-	-	-	-	-	-	-
Construction	-	30,000	-	-	-	30,000	-	-
Other Costs (Permits, FF&E, etc)	-	-	-	-	-	-	-	-
TOTAL	\$ -	\$ 30,000	\$ -	\$ -	\$ -	\$ 30,000	\$ -	\$ -

NWFP SENIOR CENTER IMPACT WINDOWS

LOCATION:	Senior Center
STATUS:	New Project
BENEFIT DEPT:	Senior Center
PROJECT MANAGER:	Nick Cucunato
PRIORITY:	Medium
EST PROJECT COST:	\$100,000
FUNDING SOURCE:	Capital Projects Fund (334)
CONSTRUCTION YEAR:	FY 2017

DESCRIPTION/JUSTIFICATION

The Northwest Focal Point Senior Center is a facility used to dispense meals to emergency workers and as an emergency refuge during a major storm event. Therefore, adding impact windows would fortify the facility by avoiding service interruption in an emergency. The existing windows are beginning to lose their seal and are in need of attention.



FUNDING SOURCES:	FY16	FY17	FY18	FY19	FY20	TOTAL	PROJECT ESTIMATED	
Capital Projects Fund - 334	\$ -	\$ 100,000	\$ -	\$ -	\$ -	\$ 100,000	Start Date	Completion Date
TOTAL	\$ -	\$ 100,000	\$ -	\$ -	\$ -	\$ 100,000	FY 2017	FY 2017

PROJECT COMPONENTS:	FY16	FY17	FY18	FY19	FY20	Five Year Total	Prior Yrs. Budget	Expenditure Through 9/30/14
Design	\$ -	\$ -	\$ -	\$ -	\$ -	\$ -	\$ -	\$ -
Program Management	-	-	-	-	-	-	-	-
Construction Mgmt	-	-	-	-	-	-	-	-
Construction	-	100,000	-	-	-	100,000	-	-
Other Costs (Permits, FF&E, etc)	-	-	-	-	-	-	-	-
TOTAL	\$ -	\$ 100,000	\$ -	\$ -	\$ -	\$ 100,000	\$ -	\$ -

COMMUNITY CENTER IMPACT WINDOWS

LOCATION:	Weisinger Community Center
STATUS:	New Project
BENEFIT DEPT:	Weisinger Community Center
PROJECT MANAGER:	Nick Cucunato
PRIORITY:	Medium
EST PROJECT COST:	\$40,000
FUNDING SOURCE:	Capital Projects Fund (334)
CONSTRUCTION YEAR:	FY 2018

DESCRIPTION/JUSTIFICATION

The Weisinger Center is another building used during a storm event as an evacuation center when people need to be housed temporarily due to being displaced by a storm or other emergency event. This project would add to its storm resistance and guarantee its effective use in times of need.



FUNDING SOURCES:	FY16	FY17	FY18	FY19	FY20	TOTAL	PROJECT ESTIMATED	
Capital Projects Fund - 334	\$ -	\$ -	\$ 40,000	\$ -	\$ -	\$ 40,000	Start Date	Completion Date
TOTAL	\$ -	\$ -	\$ 40,000	\$ -	\$ -	\$ 40,000	FY 2018	FY 2018

PROJECT COMPONENTS:	FY16	FY17	FY18	FY19	FY20	Five Year Total	Prior Yrs. Budget	Expenditure Through 9/30/14
Design	\$ -	\$ -	\$ -	\$ -	\$ -	\$ -	\$ -	\$ -
Program Management	-	-	-	-	-	-	-	-
Construction Mgmt	-	-	-	-	-	-	-	-
Construction	-	-	40,000	-	-	40,000	-	-
Other Costs (Permits, FF&E, etc)	-	-	-	-	-	-	-	-
TOTAL	\$ -	\$ -	\$ 40,000	\$ -	\$ -	\$ 40,000	\$ -	\$ -

CITY HALL ELEVATORS

LOCATION:	City Hall
STATUS:	New Project
BENEFIT DEPT:	City Hall
PROJECT MANAGER:	Nick Cucunato
PRIORITY:	High
EST PROJECT COST:	\$600,000
FUNDING SOURCE:	Capital Projects Fund (334)
CONSTRUCTION YEAR:	FY 2019

DESCRIPTION/JUSTIFICATION

The elevators at City Hall will become obsolete and reach the end of their useful service life by 2020. In order to maintain service to all floors at City Hall and the Police Department, it will be necessary to replace the elevators with new, state of the art modern elevators.



FUNDING SOURCES:	FY16	FY17	FY18	FY19	FY20	TOTAL	PROJECT ESTIMATED	
Capital Projects Fund - 334	\$ -	\$ -	\$ -	\$ 600,000	\$ -	\$ 600,000	Start Date	Completion Date
TOTAL	\$ -	\$ -	\$ -	\$ 600,000	\$ -	\$ 600,000	FY 2019	FY 2019

PROJECT COMPONENTS:	FY16	FY17	FY18	FY19	FY20	Five Year Total	Prior Yrs. Budget	Expenditure Through 9/30/14
Design	\$ -	\$ -	\$ -	\$ -	\$ -	\$ -	\$ -	\$ -
Program Management	-	-	-	-	-	-	-	-
Construction Mgmt	-	-	-	-	-	-	-	-
Construction	-	-	-	600,000	-	600,000	-	-
Other Costs (Permits, FF&E, etc)	-	-	-	-	-	-	-	-
TOTAL	\$ -	\$ -	\$ -	\$ 600,000	\$ -	\$ 600,000	\$ -	\$ -

CITY HALL IMPACT WINDOWS

LOCATION:	City Hall
STATUS:	New Project
BENEFIT DEPT:	City Hall Departments
PROJECT MANAGER:	Nick Cucunato
PRIORITY:	High
EST PROJECT COST:	\$155,000
FUNDING SOURCE:	Capital Projects Fund (334)
CONSTRUCTION YEAR:	FY 2016

DESCRIPTION/JUSTIFICATION

Adding impact windows would fortify the facility by avoiding service interruption in an emergency. The existing windows are beginning to lose their seal and are in need of attention.



FUNDING SOURCES:	FY16	FY17	FY18	FY19	FY20	TOTAL	PROJECT ESTIMATED	
Capital Projects Fund - 334	\$ 155,000	\$ -	\$ -	\$ -	\$ -	\$ 155,000	Start Date	Completion Date
TOTAL	\$ 155,000	\$ -	\$ -	\$ -	\$ -	\$ 155,000	FY 2016	FY 2016

PROJECT COMPONENTS:	FY16	FY17	FY18	FY19	FY20	Five Year Total	Prior Yrs. Budget	Expenditure Through 9/30/14
Design	\$ -	\$ -	\$ -	\$ -	\$ -	\$ -	\$ -	\$ -
Program Management	-	-	-	-	-	-	-	-
Construction Mgmt	-	-	-	-	-	-	-	-
Construction	155,000	-	-	-	-	155,000	-	-
Other Costs (Permits, FF&E, etc)	-	-	-	-	-	-	-	-
TOTAL	\$ 155,000	\$ -	\$ -	\$ -	\$ -	\$ 155,000	\$ -	\$ -

CITY HALL PARKING LOT LIGHTING

LOCATION:	City Hall
STATUS:	New Project
BENEFIT DEPT:	City Hall Departments
PROJECT MANAGER:	Nick Cucunato
PRIORITY:	High
EST PROJECT COST:	\$24,000
FUNDING SOURCE:	Capital Projects Fund (334)
CONSTRUCTION YEAR:	FY 2016

DESCRIPTION/JUSTIFICATION

Replace all 24 parking lot light fixtures to enhance lighting and consume 40-60% less energy using LED or induction fixtures.



FUNDING SOURCES:	FY16	FY17	FY18	FY19	FY20	TOTAL	PROJECT ESTIMATED	
Capital Projects Fund - 334	\$ 24,000	\$ -	\$ -	\$ -	\$ -	\$ 24,000	Start Date	Completion Date
TOTAL	\$ 24,000	\$ -	\$ -	\$ -	\$ -	\$ 24,000	FY 2016	FY 2016

PROJECT COMPONENTS:	FY16	FY17	FY18	FY19	FY20	Five Year Total	Prior Yrs. Budget	Expenditure Through 9/30/14
Design	\$ -	\$ -	\$ -	\$ -	\$ -	\$ -	\$ -	\$ -
Program Management	-	-	-	-	-	-	-	-
Construction Mgmt	-	-	-	-	-	-	-	-
Construction	24,000	-	-	-	-	24,000	-	-
Other Costs (Permits, FF&E, etc)	-	-	-	-	-	-	-	-
TOTAL	\$ 24,000	\$ -	\$ -	\$ -	\$ -	\$ 24,000	\$ -	\$ -

VETERANS PARK MARINA PARKING LOT REFURBISHMENT

LOCATION:	Veterans Park Marina
STATUS:	New Project
BENEFIT DEPT:	All
PROJECT MANAGER:	Nick Cucunato
PRIORITY:	High
EST PROJECT COST:	\$125,000
FUNDING SOURCE:	Capital Projects Fund (334)
CONSTRUCTION YEAR:	FY 2018

DESCRIPTION/JUSTIFICATION

The parking lot at Veterans Park is beginning to show signs of deterioration. The asphalt is succumbing to age and developing pot holes and other problems. Milling and overlaying with new asphalt will improve the appearance and function. Also, lighting should be replaced to improve safety and reduce energy consumption.



FUNDING SOURCES:	FY16	FY17	FY18	FY19	FY20	TOTAL	PROJECT ESTIMATED	
Capital Projects Fund - 334	\$ -	\$ -	\$ 125,000	\$ -	\$ -	\$ 125,000	Start Date	Completion Date
TOTAL	\$ -	\$ -	\$ 125,000	\$ -	\$ -	\$ 125,000	FY 2018	FY 2018

PROJECT COMPONENTS:	FY16	FY17	FY18	FY19	FY20	Five Year Total	Prior Yrs. Budget	Expenditure Through 9/30/14
Design	\$ -	\$ -	\$ -	\$ -	\$ -	\$ -	\$ -	\$ -
Program Management	-	-	-	-	-	-	-	-
Construction Mgmt	-	-	-	-	-	-	-	-
Construction	-	-	125,000	-	-	125,000	-	-
Other Costs (Permits, FF&E, etc)	-	-	-	-	-	-	-	-
TOTAL	\$ -	\$ -	\$ 125,000	\$ -	\$ -	\$ 125,000	\$ -	\$ -

NEIGHBORHOOD IDENTIFICATION SIGNS

LOCATION:	Various locations throughout the City.
STATUS:	New Project
BENEFIT DEPT:	N/A
PROJECT MANAGER:	Nick Cucunato
PRIORITY:	High
EST PROJECT COST:	\$25,000
FUNDING SOURCE:	Capital Projects Fund (334)
CONSTRUCTION YEAR:	FY 2016

DESCRIPTION/JUSTIFICATION

This project will fund community and neighborhood gateway entry features and signage throughout the city. These features will help to create an identity and foster pride for the various neighborhoods.



FUNDING SOURCES:	FY16	FY17	FY18	FY19	FY20	TOTAL	PROJECT ESTIMATED	
Capital Projects Fund - 334	\$ 25,000	\$ -	\$ -	\$ -	\$ -	\$ 25,000	Start Date	Completion Date
TOTAL	\$ 25,000	\$ -	\$ -	\$ -	\$ -	\$ 25,000	FY 2016	FY 2016

PROJECT COMPONENTS:	FY16	FY17	FY18	FY19	FY20	Five Year Total	Prior Yrs. Budget	Expenditure Through 9/30/14
Design	\$ -	\$ -	\$ -	\$ -	\$ -	\$ -	\$ -	\$ -
Program Management	-	-	-	-	-	-	-	-
Construction Mgmt	-	-	-	-	-	-	-	-
Construction	25,000	-	-	-	-	25,000	-	-
Other Costs (Permits, FF&E, etc)	-	-	-	-	-	-	-	-
TOTAL	\$ 25,000	\$ -	\$ -	\$ -	\$ -	\$ 25,000	\$ -	\$ -

FIRE STATION 98 (3) ROOF

LOCATION:	FS 98 (3)
STATUS:	New Project
BENEFIT DEPT:	FS 98
PROJECT MANAGER:	Nick Cucunato
PRIORITY:	High
EST PROJECT COST:	\$200,000
FUNDING SOURCE:	Capital Projects Fund (334)
CONSTRUCTION YEAR:	FY 2020

DESCRIPTION/JUSTIFICATION

Fire Station 98 was built in 1998 and will need a roof replacement by 2020 due to being at the end of its serviceable lifespan. The existing roof sections consist of a membrane roof. The same type of roof will be used with the exception of increased reflectivity to reduce air conditioning load resulting in lower energy consumption.



FUNDING SOURCES:	FY16	FY17	FY18	FY19	FY20	TOTAL	PROJECT ESTIMATED	
Capital Projects Fund - 334	\$ -	\$ -	\$ -	\$ -	\$ 200,000	\$ 200,000		
							Start Date	Completion Date
TOTAL	\$ -	\$ -	\$ -	\$ -	\$ 200,000	\$ 200,000	FY 2020	FY 2020


PROJECT COMPONENTS:	FY16	FY17	FY18	FY19	FY20	Five Year Total	Prior Yrs. Budget	Expenditure Through 9/30/14
Design	\$ -	\$ -	\$ -	\$ -	\$ -	\$ -	\$ -	\$ -
Program Management	-	-	-	-	-	-	-	-
Construction Mgmt	-	-	-	-	-	-	-	-
Construction	-	-	-	-	200,000	200,000	-	-
Other Costs (Permits, FF&E, etc)	-	-	-	-	-	-	-	-
TOTAL	\$ -	\$ -	\$ -	\$ -	\$ 200,000	\$ 200,000	\$ -	\$ -

PROFESSIONAL SERVICES - ENGINEERING

LOCATION:	N/A
STATUS:	In Progress - Annual Expense
BENEFIT DEPT:	DEES
PROJECT MANAGER:	Kelly McAtee
PRIORITY:	
EST PROJECT COST:	N/A - Annual Expense
FUNDING SOURCE:	Water & Wastewater R&R Fund (461)
CONSTRUCTION YEAR:	N/A

DESCRIPTION/JUSTIFICATION

Professional engineering services include engineering studies, assessments, investigations, master plans, etc. related to treatment plants, overall distribution/collection systems, or other non-project specific infrastructure. Additionally the city-wide water and wastewater hydraulic models are kept up to date and used for ongoing system analysis and evaluation of proposed projects.



FUNDING SOURCES:	FY16	FY17	FY18	FY19	FY20	TOTAL		
R&R Fund - 461	\$ 100,000	\$ 100,000	\$ 100,000	\$ 100,000	\$ 100,000	500,000	PROJECT ESTIMATED	
							Start Date	Completion Date
TOTAL	\$ 100,000	\$ 100,000	\$ 100,000	\$ 100,000	\$ 100,000	\$ 500,000	Ongoing	Ongoing

PROJECT COMPONENTS:	FY16	FY17	FY18	FY19	FY20	Five Year Total	Prior Yrs. Budget	Expense Through 9/30/14
Design	\$ 100,000	\$ 100,000	\$ 100,000	\$ 100,000	\$ 100,000	\$ 500,000	\$ 200,000	\$ -
Program Management	-	-	-	-	-	-	-	-
Construction Mgmt	-	-	-	-	-	-	-	-
Construction	-	-	-	-	-	-	-	-
Other Costs (Permits, FF&E, etc)	-	-	-	-	-	-	-	-
TOTAL	\$ 100,000	\$ 100,000	\$ 100,000	\$ 100,000	\$ 100,000	\$ 500,000	\$ 200,000	\$ -

MAJOR REPAIRS TO WATER SYSTEM

LOCATION:	Throughout Service Area
STATUS:	In Progress - Annual Expense
BENEFIT DEPT:	DEES
PROJECT MANAGER:	Various Project Managers
PRIORITY:	
EST PROJECT COST:	N/A - Annual Expense
FUNDING SOURCE:	Water & Wastewater R&R Fund (461)
CONSTRUCTION YEAR:	N/A

DESCRIPTION/JUSTIFICATION

Expense for major water system repair projects each year as a result of water main breaks.



FUNDING SOURCES:	FY16	FY17	FY18	FY19	FY20	TOTAL		
R&R Fund - 461	\$ 150,000	\$ 150,000	\$ 150,000	\$ 150,000	\$ 150,000	\$ 750,000	PROJECT ESTIMATED	
							Start Date	Completion Date
TOTAL	\$ 150,000	\$ 150,000	\$ 150,000	\$ 150,000	\$ 150,000	\$ 750,000	Ongoing	Ongoing

PROJECT COMPONENTS:	FY16	FY17	FY18	FY19	FY20	Five Year Total	Prior Yrs. Budget	Expense Through 9/30/14
Design	\$ -	\$ -	\$ -	\$ -	\$ -	\$ -	\$ -	\$ -
Program Management	-	-	-	-	-	-	-	-
Construction Mgmt	-	-	-	-	-	-	-	-
Construction	150,000	150,000	150,000	150,000	150,000	750,000	150,000	-
Other Costs (Permits, FF&E, etc)	-	-	-	-	-	-	-	-
TOTAL	\$ 150,000	\$ 150,000	\$ 150,000	\$ 150,000	\$ 150,000	\$ 750,000	\$ 150,000	\$ -

MAJOR REPAIRS TO SEWER SYSTEM

LOCATION:	Throughout Service Area
STATUS:	In Progress - Annual Expense
BENEFIT DEPT:	DEES
PROJECT MANAGER:	Various Project Managers
PRIORITY:	
EST PROJECT COST:	N/A - Annual Expense
FUNDING SOURCE:	Water & Wastewater R&R Fund (461)
CONSTRUCTION YEAR:	N/A

DESCRIPTION/JUSTIFICATION

Expense for major sewer system repair projects each year as a result of force main breaks or collapse of gravity mains.



FUNDING SOURCES:	FY16	FY17	FY18	FY19	FY20	TOTAL		
R&R Fund - 461	\$ 200,000	\$ 200,000	\$ 200,000	\$ 200,000	\$ 200,000	\$ 1,000,000	PROJECT ESTIMATED	
							Start Date	Completion Date
TOTAL	\$200,000	\$200,000	\$200,000	\$200,000	\$200,000	\$1,000,000	Ongoing	Ongoing

PROJECT COMPONENTS:	FY16	FY17	FY18	FY19	FY20	Five Year Total	Prior Yrs. Budget	Expense Through 9/30/14
Design	\$ -	\$ -	\$ -	\$ -	\$ -	\$ -	\$ -	\$ -
Program Management	-	-	-	-	-	-	-	-
Construction Mgmt	-	-	-	-	-	-	-	-
Construction	200,000	200,000	200,000	200,000	200,000	1,000,000	200,000	-
Other Costs (Permits, FF&E, etc)	-	-	-	-	-	-	-	-
TOTAL	\$ 200,000	\$ 200,000	\$ 200,000	\$ 200,000	\$ 200,000	\$ 1,000,000	\$ 200,000	\$ -

SEWER LINE REPLACEMENT

LOCATION:	Throughout Service Area
STATUS:	In Progress - Annual Expense
BENEFIT DEPT:	DEES
PROJECT MANAGER:	Various Project Managers
PRIORITY:	
EST PROJECT COST:	N/A - Annual Expense
FUNDING SOURCE:	Water & Wastewater R&R Fund (461)
CONSTRUCTION YEAR:	N/A

DESCRIPTION/JUSTIFICATION

Various wastewater gravity and force main replacement projects typically occur each year. Projects are designed by both consultants and city staff. Project construction is completed by both contractors and city staff.

FY 2020 - Includes \$150,000 for replacement of overhead pipe in the east WWTP.



FUNDING SOURCES:	FY16	FY17	FY18	FY19	FY20	TOTAL	PROJECT ESTIMATED	
R&R Fund - 461	\$ 100,000	\$ 100,000	\$ 125,000	\$ 125,000	\$ 275,000	\$ 725,000		
							Start Date	Completion Date
TOTAL	\$ 100,000	\$ 100,000	\$ 125,000	\$ 125,000	\$ 275,000	\$ 725,000	Ongoing	Ongoing

PROJECT COMPONENTS:	FY16	FY17	FY18	FY19	FY20	Five Year Total	Prior Yrs. Budget	Expense Through 9/30/14
Design	\$ -	\$ -	\$ -	\$ -	\$ -	\$ -	\$ -	\$ -
Program Management	-	-	-	-	-	-	-	-
Construction Mgmt	-	-	-	-	-	-	-	-
Construction	100,000	100,000	125,000	125,000	275,000	725,000	100,000	-
Other Costs (Permits, FF&E, etc)	-	-	-	-	-	-	-	-
TOTAL	\$ 100,000	\$ 100,000	\$ 125,000	\$ 125,000	\$ 275,000	\$ 725,000	\$ 100,000	\$ -


WATER LINE REPLACEMENT

LOCATION:	Throughout Service Area
STATUS:	In Progress - Annual Expense
BENEFIT DEPT:	DEES
PROJECT MANAGER:	Various Project Managers
PRIORITY:	
EST PROJECT COST:	N/A - Annual Expense
FUNDING SOURCE:	Water & Wastewater R&R Fund (461)
CONSTRUCTION YEAR:	N/A

DESCRIPTION/JUSTIFICATION

Various water main replacement projects occur each year. Projects are designed by both consultants and city staff and construction is completed by both contractors and city staff.

FY 2016 – West River Dr from Margate Blvd to NW 9th St
FY 2016 – NW 58th Ter from Seton Dr to NW 14th Ct
FY 2016 – Cathedral Dr, NW 14th Ct from NW 65th Ave to NW 63rd Ter
FY 2016 – NW 65th Ter & NW 65th Ave from Margate Blvd to NW 16th St
FY 2016 – NW 14th Ct & NW 14th Pl from NW 67th Ter to NW 68th Ter
FY 2016 – NW 19th Ct, NW 20th St, & NW 20th Ct cul-de-sacs west of E River Dr
FY 2017 – NW 66th Ter from NW 12th St to NW 11th Ct
FY 2017 – NW 66th Ave from NW 3rd St to NW 2nd St
FY 2018 – NW 20th St from NW 65th Ave to NW 19th Ct
FY 2018 – NW 65th Ave from Royal Palm Blvd to NW 19th Ct
FY 2019 – NW 17th St from NW 62nd Ter to NW 61st Ave
FY 2019 – 1400 Block of NW 80th Ave



FUNDING SOURCES:	FY16	FY17	FY18	FY19	FY20	TOTAL	PROJECT ESTIMATED	
R&R Fund - 461	\$ 2,000,000	\$ 245,000	\$ 250,000	\$ 250,000	\$ 250,000	\$ 2,995,000		
							Start Date	Completion Date
TOTAL	\$ 2,000,000	\$ 245,000	\$ 250,000	\$ 250,000	\$ 250,000	\$ 2,995,000	Ongoing	Ongoing

PROJECT COMPONENTS:	FY16	FY17	FY18	FY19	FY20	Five Year Total	Prior Yrs. Budget	Expense Through 9/30/14
Design	\$ 235,000	\$ 37,500	\$ 37,500	\$ 37,500	\$ 40,000	\$ 387,500	\$ 105,000	\$ -
Construction Mgmt	140,000	20,000	20,000	20,000	20,000	220,000	-	-
Construction	1,622,000	186,500	191,500	191,500	189,000	2,380,500	120,000	-
Other Costs (Permits, FF&E, etc)	3,000	1,000	1,000	1,000	1,000	7,000	-	-
TOTAL	\$ 2,000,000	\$ 245,000	\$ 250,000	\$ 250,000	\$ 250,000	\$ 2,995,000	\$ 225,000	\$ -

EXPENDITURE TO IMPROVE SERVICE

LOCATION:	Throughout Service Area
STATUS:	In Progress - Annual Expense
BENEFIT DEPT:	DEES
PROJECT MANAGER:	Various Project Managers
PRIORITY:	
EST PROJECT COST:	N/A - Annual Expense
FUNDING SOURCE:	Water & Wastewater R&R Fund (461)
CONSTRUCTION YEAR:	N/A

DESCRIPTION/JUSTIFICATION

Engineering analysis, studies, and capital construction due to changes in regulatory requirements. Additionally, emergency repairs/upgrades not budgeted in other line items.



FUNDING SOURCES:	FY16	FY17	FY18	FY19	FY20	TOTAL	PROJECT ESTIMATED	
R&R Fund - 461	\$ 200,000	\$ 200,000	\$ 200,000	\$ 200,000	\$ 200,000	\$ 1,000,000	Start Date	Completion Date
TOTAL	\$ 200,000	\$ 200,000	\$ 200,000	\$ 200,000	\$ 200,000	\$ 1,000,000	Ongoing	Ongoing

PROJECT COMPONENTS:	FY16	FY17	FY18	FY19	FY20	Five Year Total	Prior Yrs. Budget	Expense Through 9/30/14
Design	\$ -	\$ -	\$ -	\$ -	\$ -	\$ -	\$ -	\$ -
Program Management	-	-	-	-	-	-	-	-
Construction Mgmt	-	-	-	-	-	-	-	-
Construction	200,000	200,000	200,000	200,000	200,000	1,000,000	200,000	-
Other Costs (Permits, FF&E, etc)	-	-	-	-	-	-	-	-
TOTAL	\$ 200,000	\$ 200,000	\$ 200,000	\$ 200,000	\$ 200,000	\$ 1,000,000	\$ 200,000	\$ -

ACQUISITION OF VEHICLES

LOCATION:	N/A
STATUS:	In Progress - Annual Expense
BENEFIT DEPT:	DEES
PROJECT MANAGER:	Reddy Chitepu
PRIORITY:	
EST PROJECT COST:	N/A - Annual Expense
FUNDING SOURCE:	Water & Wastewater R&R Fund (461)
CONSTRUCTION YEAR:	N/A

DESCRIPTION/JUSTIFICATION

Replacement vehicle purchases.



FUNDING SOURCES:	FY16	FY17	FY18	FY19	FY20	TOTAL	PROJECT ESTIMATED	
R&R Fund - 461	\$ 60,000	\$ 187,000	\$ 201,000	\$ 250,500	\$ 230,000	\$ 928,500		
							Start Date	Completion Date
TOTAL	\$ 60,000	\$ 187,000	\$ 201,000	\$ 250,500	\$ 230,000	\$ 928,500	Ongoing	Ongoing

PROJECT COMPONENTS:	FY16	FY17	FY18	FY19	FY20	Five Year Total	Prior Yrs. Budget	Expense Through 9/30/14
Design	\$ -	\$ -	\$ -	\$ -	\$ -	\$ -	\$ -	\$ -
Program Management	-	-	-	-	-	-	-	-
Construction Mgmt	-	-	-	-	-	-	-	-
Construction	-	-	-	-	-	-	-	-
Other Costs (Permits, FF&E, etc)	60,000	187,000	201,000	250,500	230,000	928,500	175,000	-
TOTAL	\$ 60,000	\$ 187,000	\$ 201,000	\$ 250,500	\$ 230,000	\$ 928,500	\$ 175,000	\$ -

COMPUTER EQUIPMENT

LOCATION:	All DEES Facilities
STATUS:	In Progress - Annual Expense
BENEFIT DEPT:	DEES
PROJECT MANAGER:	Reddy Chitepu
PRIORITY:	
EST PROJECT COST:	N/A - Annual Expense
FUNDING SOURCE:	Water & Wastewater R&R Fund (461)
CONSTRUCTION YEAR:	N/A

DESCRIPTION/JUSTIFICATION

Replacement of office, field, and SCADA system computers and related purchases, including software.



FUNDING SOURCES:	FY16	FY17	FY18	FY19	FY20	TOTAL	PROJECT ESTIMATED	
R&R Fund - 461	\$ 20,000	\$ 20,000	\$ 20,000	\$ 30,000	\$ 25,000	\$ 115,000		
							Start Date	Completion Date
TOTAL	\$ 20,000	\$ 20,000	\$ 20,000	\$ 30,000	\$ 25,000	\$ 115,000	Ongoing	Ongoing

PROJECT COMPONENTS:	FY16	FY17	FY18	FY19	FY20	Five Year Total	Prior Yrs. Budget	Expense Through 9/30/14
Design	\$ -	\$ -	\$ -	\$ -	\$ -	\$ -	\$ -	\$ -
Program Management	-	-	-	-	-	-	-	-
Construction Mgmt	-	-	-	-	-	-	-	-
Construction	-	-	-	-	-	-	-	-
Other Costs (Permits, FF&E, etc)	20,000	20,000	20,000	30,000	25,000	115,000	110,000	-
TOTAL	\$ 20,000	\$ 20,000	\$ 20,000	\$ 30,000	\$ 25,000	\$ 115,000	\$ 110,000	\$ -

WATER & WASTEWATER EQUIPMENT

LOCATION:	N/A
STATUS:	In Progress - Annual Expense
BENEFIT DEPT:	DEES
PROJECT MANAGER:	Various Project Managers
PRIORITY:	
EST PROJECT COST:	N/A - Annual Expense
FUNDING SOURCE:	Water & Wastewater R&R Fund (461)
CONSTRUCTION YEAR:	N/A

DESCRIPTION/JUSTIFICATION

Replacement equipment purchases, such as pumps, fans, blowers, motors, tanks, various meters, etc. for the treatment plants and distribution/collection system.



FUNDING SOURCES:	FY16	FY17	FY18	FY19	FY20	TOTAL	PROJECT ESTIMATED	
R&R Fund - 461	\$ 485,000	\$ 527,700	\$ 394,500	\$ 265,000	\$ 295,500	\$ 1,967,700	Start Date	Completion Date
TOTAL	\$ 485,000	\$ 527,700	\$ 394,500	\$ 265,000	\$ 295,500	\$ 1,967,700	Ongoing	Ongoing

PROJECT COMPONENTS:	FY16	FY17	FY18	FY19	FY20	Five Year Total	Prior Yrs. Budget	Expense Through 9/30/14
Design	\$ -	\$ -	\$ -	\$ -	\$ -	\$ -	\$ -	\$ -
Program Management	-	-	-	-	-	-	-	-
Construction Mgmt	-	-	-	-	-	-	-	-
Construction	-	-	-	-	-	-	-	-
Other Costs (Permits, FF&E, etc)	485,000	527,700	394,500	265,000	295,500	1,967,700	358,500	-
TOTAL	\$ 485,000	\$ 527,700	\$ 394,500	\$ 265,000	\$ 295,500	\$ 1,967,700	\$ 358,500	\$ -

INSTALL WATER METERS / SERVICE CONNECTIONS

LOCATION:	Throughout Service Area
STATUS:	In Progress - Annual Expense
BENEFIT DEPT:	DEES
PROJECT MANAGER:	Mike Bush
PRIORITY:	
EST PROJECT COST:	N/A - Annual Expense
FUNDING SOURCE:	Water & Wastewater R&R Fund (461)
CONSTRUCTION YEAR:	N/A

DESCRIPTION/JUSTIFICATION

The accuracy of water meters deteriorates over time. This can lead to inaccurate billing of customers. As a result, water meters are periodically replaced throughout the service area. Sometimes, the associated water service connection is also replaced.



FUNDING SOURCES:	FY16	FY17	FY18	FY19	FY20	TOTAL	PROJECT ESTIMATED	
R&R Fund - 461	\$ 250,000	\$ 250,000	\$ 250,000	\$ 250,000	\$ 250,000	\$ 1,250,000	Start Date	Completion Date
TOTAL	\$250,000	\$250,000	\$250,000	\$250,000	\$250,000	\$1,250,000	Ongoing	Ongoing

PROJECT COMPONENTS:	FY16	FY17	FY18	FY19	FY20	Five Year Total	Prior Yrs. Budget	Expense Through 9/30/14
Design	\$ -	\$ -	\$ -	\$ -	\$ -	\$ -	\$ -	\$ -
Program Management	-	-	-	-	-	-	-	-
Construction Mgmt	-	-	-	-	-	-	-	-
Construction	250,000	250,000	250,000	250,000	250,000	1,250,000	250,000	-
Other Costs (Permits, FF&E, etc)	-	-	-	-	-	-	-	-
TOTAL	\$ 250,000	\$ 250,000	\$ 250,000	\$ 250,000	\$ 250,000	\$ 1,250,000	\$ 250,000	\$ -

LIFT STATION RENOVATION

LOCATION:	Throughout Service Area
STATUS:	In Progress - Annual Expense
BENEFIT DEPT:	DEES
PROJECT MANAGER:	Various Project Managers
PRIORITY:	
EST PROJECT COST:	N/A - Annual Expense
FUNDING SOURCE:	Water & Wastewater R&R Fund (461)
CONSTRUCTION YEAR:	N/A

DESCRIPTION/JUSTIFICATION

One or more wastewater lift station renovation projects typically occur each year.

FY 2016 – Major Rehabilitation to Lift Stations 21, Complete Lift Station 22
FY 2017 – Major Rehabilitation to Lift Stations 20 and East Plant Lift Station
FY 2018 – Major Rehabilitation to Lift Stations 7 and 23
FY 2019 – Major Rehabilitation to Lift Station 35
FY 2019 – Minor Rehabilitation to Lift Stations 4 and 17
FY 2020 – Major Rehabilitation to Lift Station 19
FY 2020 – Minor Rehabilitation to Lift Stations 14 and 56



FUNDING SOURCES:	FY16	FY17	FY18	FY19	FY20	TOTAL	PROJECT ESTIMATED	
R&R Fund - 461	\$ 1,100,000	\$ 900,000	\$ 900,000	\$ 600,000	\$ 550,000	\$ 4,050,000	Start Date	Completion Date
TOTAL	\$ 1,100,000	\$ 900,000	\$ 900,000	\$ 600,000	\$ 550,000	\$ 4,050,000	Ongoing	Ongoing

PROJECT COMPONENTS:	FY16	FY17	FY18	FY19	FY20	Five Year Total	Prior Yrs. Budget	Expense Through 9/30/14
Design	\$ -	\$ -	\$ -	\$ -	\$ -	\$ -	\$ -	\$ -
Program Management	-	-	-	-	-	-	-	-
Construction Mgmt	100,000	60,000	60,000	40,000	40,000	300,000	-	-
Construction	1,000,000	840,000	840,000	560,000	510,000	3,750,000	550,000	-
Other Costs (Permits, FF&E, etc)	-	-	-	-	-	-	-	-
TOTAL	\$ 1,100,000	\$ 900,000	\$ 900,000	\$ 600,000	\$ 550,000	\$ 4,050,000	\$ 550,000	\$ -

ELECTRONIC METER READING

LOCATION:	Throughout Service Area
STATUS:	In Progress - Annual Expense
BENEFIT DEPT:	DEES
PROJECT MANAGER:	Mike Bush
PRIORITY:	
EST PROJECT COST:	N/A - Annual Expense
FUNDING SOURCE:	Water & Wastewater R&R Fund (461)
CONSTRUCTION YEAR:	N/A

DESCRIPTION/JUSTIFICATION

Electronic meter reading devices allow for the real-time monitoring of water consumption and storage of hourly data. This technology allows the utility to determine each customer's water consumption amount for billing purposes without manually reading meters; identify potential leaks, tampering, or unusual water use; and analyze water usage patterns to provide better system-wide service.



FUNDING SOURCES:	FY16	FY17	FY18	FY19	FY20	TOTAL	PROJECT ESTIMATED	
R&R Fund - 461	\$ 250,000	\$ 250,000	\$ 250,000	\$ 250,000	\$ 250,000	\$ 1,250,000		
							Start Date	Completion Date
TOTAL	\$ 250,000	\$ 250,000	\$ 250,000	\$ 250,000	\$ 250,000	\$ 1,250,000	Ongoing	Ongoing

PROJECT COMPONENTS:	FY16	FY17	FY18	FY19	FY20	Five Year Total	Prior Yrs. Budget	Expense Through 9/30/14
Design	\$ -	\$ -	\$ -	\$ -	\$ -	\$ -	\$ -	\$ -
Program Management	-	-	-	-	-	-	-	-
Construction Mgmt	-	-	-	-	-	-	-	-
Construction	250,000	250,000	250,000	250,000	250,000	1,250,000	250,000	-
Other Costs (Permits, FF&E, etc)	-	-	-	-	-	-	-	-
TOTAL	\$ 250,000	\$ 250,000	\$ 250,000	\$ 250,000	\$ 250,000	\$ 1,250,000	\$ 250,000	\$ -

SITE IMPROVEMENTS - PLANT

LOCATION:	Water & Wastewater Treatment Plants
STATUS:	In Progress - Annual Expense
BENEFIT DEPT:	DEES
PROJECT MANAGER:	Various Project Managers
PRIORITY:	
EST PROJECT COST:	N/A - Annual Expense
FUNDING SOURCE:	Water & Wastewater R&R Fund (461)
CONSTRUCTION YEAR:	N/A

DESCRIPTION/JUSTIFICATION

Various miscellaneous site improvements such as pavement repair, curb replacement, wall or gate repair, landscaping, painting, drainage improvements, etc.



FUNDING SOURCES:	FY16	FY17	FY18	FY19	FY20	TOTAL	PROJECT ESTIMATED	
R&R Fund - 461	\$ 50,000	\$ 50,000	\$ 50,000	\$ 50,000	\$ 50,000	\$ 250,000		
							Start Date	Completion Date
TOTAL	\$ 50,000	\$ 50,000	\$ 50,000	\$ 50,000	\$ 50,000	\$ 250,000	Ongoing	Ongoing

PROJECT COMPONENTS:	FY16	FY17	FY18	FY19	FY20	Five Year Total	Prior Yrs. Budget	Expense Through 9/30/14
Design	\$ -	\$ -	\$ -	\$ -	\$ -	\$ -	\$ -	\$ -
Program Management	-	-	-	-	-	-	-	-
Construction Mgmt	-	-	-	-	-	-	-	-
Construction	50,000	50,000	50,000	50,000	50,000	250,000	50,000	-
Other Costs (Permits, FF&E, etc)	-	-	-	-	-	-	-	-
TOTAL	\$ 50,000	\$ 50,000	\$ 50,000	\$ 50,000	\$ 50,000	\$ 250,000	\$ 50,000	\$ -

REHABILITATE RAW WATER WELLS

LOCATION:	Treatment Plants and Vinson Park
STATUS:	In Progress - Annual Expense
BENEFIT DEPT:	DEES
PROJECT MANAGER:	Mike Uber
PRIORITY:	
EST PROJECT COST:	N/A - Annual Expense
FUNDING SOURCE:	Water & Wastewater R&R Fund (461)
CONSTRUCTION YEAR:	N/A

DESCRIPTION/JUSTIFICATION

Twelve raw water wells provide water to the Water Treatment Plant. These wells require periodic testing and rehabilitation work. Each year, two wells are disassembled for inspection of the pumps, video inspection of the well column, and to rehabilitate the wells as appropriate in order to maintain the capacity and water quality of the wells.



FUNDING SOURCES:	FY16	FY17	FY18	FY19	FY20	TOTAL	PROJECT ESTIMATED	
R&R Fund - 461	\$ 50,000	\$ 50,000	\$ 50,000	\$ 50,000	\$ 50,000	\$ 250,000		
							Start Date	Completion Date
TOTAL	\$ 50,000	\$ 50,000	\$ 50,000	\$ 50,000	\$ 50,000	\$ 250,000	Ongoing	Ongoing

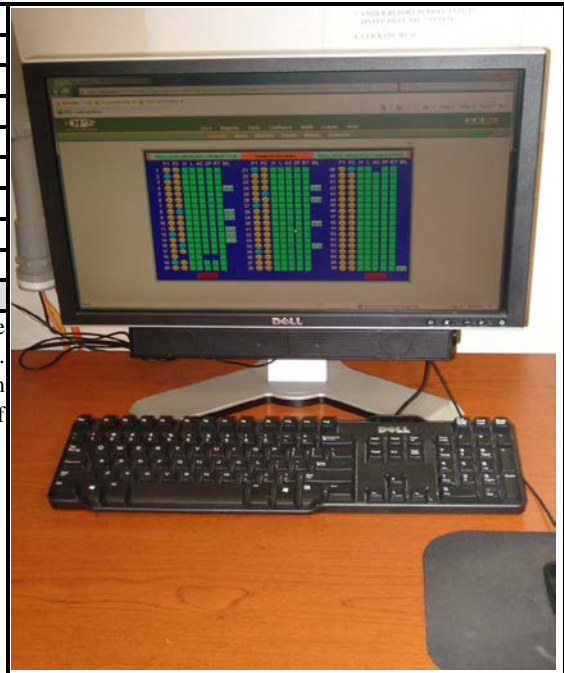
PROJECT COMPONENTS:	FY16	FY17	FY18	FY19	FY20	Five Year Total	Prior Yrs. Budget	Expense Through 9/30/14
Design	\$ -	\$ -	\$ -	\$ -	\$ -	\$ -	\$ -	\$ -
Program Management	-	-	-	-	-	-	-	-
Construction Mgmt	-	-	-	-	-	-	-	-
Construction	50,000	50,000	50,000	50,000	50,000	250,000	50,000	-
Other Costs (Permits, FF&E, etc)	-	-	-	-	-	-	-	-
TOTAL	\$ 50,000	\$ 50,000	\$ 50,000	\$ 50,000	\$ 50,000	\$ 250,000	\$ 50,000	\$ -

UPGRADE TELEMETRY SYSTEM

LOCATION:	Throughout Service Area
STATUS:	In Progress - Annual Expense
BENEFIT DEPT:	DEES
PROJECT MANAGER:	Cecil Hall
PRIORITY:	
EST PROJECT COST:	N/A - Annual Expense
FUNDING SOURCE:	Water & Wastewater R&R Fund (461)
CONSTRUCTION YEAR:	N/A

DESCRIPTION/JUSTIFICATION

Telemetry systems allow monitoring and information storage from a single remote location of utility and treatment infrastructure located throughout the service area. For example, sewer lift stations across the entire service area can be monitored from the wastewater treatment plant. Testing, repair, replacement, and upgrading of system components is necessary to realize the full benefits of the telemetry system.



FUNDING SOURCES:	FY16	FY17	FY18	FY19	FY20	TOTAL	PROJECT ESTIMATED	
R&R Fund - 461	\$ 50,000	\$ 50,000	\$ 50,000	\$ 50,000	\$ 50,000	\$ 250,000		
							Start Date	Completion Date
TOTAL	\$ 50,000	\$ 50,000	\$ 50,000	\$ 50,000	\$ 50,000	\$ 250,000	Ongoing	Ongoing


PROJECT COMPONENTS:	FY16	FY17	FY18	FY19	FY20	Five Year Total	Prior Yrs. Budget	Expense Through 9/30/14
Design	\$ -	\$ -	\$ -	\$ -	\$ -	\$ -	\$ -	\$ -
Program Management	-	-	-	-	-	-	-	-
Construction Mgmt	-	-	-	-	-	-	-	-
Construction	50,000	50,000	50,000	50,000	50,000	250,000	50,000	-
Other Costs (Permits, FF&E, etc)	-	-	-	-	-	-	-	-
TOTAL	\$ 50,000	\$ 50,000	\$ 50,000	\$ 50,000	\$ 50,000	\$ 250,000	\$ 50,000	\$ -

MECHANICAL INTEGRITY TESTING - UNDERGROUND INJECTION WELLS

LOCATION:	West Wastewater Treatment Plant
STATUS:	In Progress - Recurring Expense
BENEFIT DEPT:	DEES
PROJECT MANAGER:	TBD
PRIORITY:	
EST PROJECT COST:	N/A - Recurring Expense
FUNDING SOURCE:	Water & Wastewater R&R Fund (461)
CONSTRUCTION YEAR:	N/A

DESCRIPTION/JUSTIFICATION

Treated effluent from the utility's wastewater treatment plants is injected into the lower injection zone of the Floridian Aquifer by two deep injection wells. To ensure the wells continue to perform properly, the injection well operating permit requires mechanical integrity testing be performed every five years. This testing was last completed in FY 2013.



FUNDING SOURCES:	FY16	FY17	FY18	FY19	FY20	TOTAL	PROJECT ESTIMATED	
R&R Fund - 461	\$ -	\$ -	\$ 350,000	\$ -	\$ -	\$ 350,000		
							Start Date	Completion Date
TOTAL	\$ -	\$ -	\$ 350,000	\$ -	\$ -	\$ 350,000	Recurring	Recurring

PROJECT COMPONENTS:	FY16	FY17	FY18	FY19	FY20	Five Year Total	Prior Yrs. Budget	Expense Through 9/30/14
Design	\$ -	\$ -	\$ -	\$ -	\$ -	\$ -	\$ -	\$ -
Program Management	-	-	-	-	-	-	-	-
Construction Mgmt	-	-	-	-	-	-	-	-
Construction	-	-	350,000	-	-	350,000	-	-
Other Costs (Permits, FF&E, etc)	-	-	-	-	-	-	-	-
TOTAL	\$ -	\$ -	\$ 350,000	\$ -	\$ -	\$ 350,000	\$ -	\$ -

INFILTRATION AND INFLOW REHABILITATION

LOCATION:	Throughout Service Area
STATUS:	In Progress - Annual Expense
BENEFIT DEPT:	DEES
PROJECT MANAGER:	Mike Bush
PRIORITY:	
EST PROJECT COST:	N/A - Annual Expense
FUNDING SOURCE:	Water & Wastewater R&R Fund (461)
CONSTRUCTION YEAR:	N/A

**DESCRIPTION/JUSTIFICATION**

Groundwater entering sanitary sewers through defects (such as bad pipe joints, cracked pipes, etc.) is termed infiltration. Generally the volume of infiltration in a pipe increases as it ages. Water entering sanitary sewers through unauthorized connections (such as roof drains, yard drains, etc.) is termed inflow. Both infiltration and inflow (I & I) volumes increase during rainfall events causing a spike in the volume of total inflow arriving at the wastewater treatment plants. Various technologies can be implemented to repair defects and identify inflow sources, thus reducing I & I. In recent years, the City adopted cured-in-place pipe technology which has been the primary method for reducing infiltration in the City's gravity sanitary sewer system.

FUNDING SOURCES:	FY16	FY17	FY18	FY19	FY20	TOTAL	PROJECT ESTIMATED	
R&R Fund - 461	\$ 500,000	\$ 500,000	\$ 500,000	\$ 500,000	\$ 500,000	\$ 2,500,000	Start Date	Completion Date
TOTAL	\$ 500,000	\$ 500,000	\$ 500,000	\$ 500,000	\$ 500,000	\$ 2,500,000	Ongoing	Ongoing

PROJECT COMPONENTS:	FY16	FY17	FY18	FY19	FY20	Five Year Total	Prior Yrs. Budget	Expense Through 9/30/14
Design	\$ -	\$ -	\$ -	\$ -	\$ -	\$ -	\$ -	\$ -
Program Management	-	-	-	-	-	-	-	-
Construction Mgmt	-	-	-	-	-	-	-	-
Construction	500,000	500,000	500,000	500,000	500,000	2,500,000	600,000	-
Other Costs (Permits, FF&E, etc)	-	-	-	-	-	-	-	-
TOTAL	\$ 500,000	\$ 500,000	\$ 500,000	\$ 500,000	\$ 500,000	\$ 2,500,000	\$ 600,000	\$ -

REHABILITATE WEST RBC DIGESTER

LOCATION:	West Wastewater Treatment Plant
STATUS:	New Project
BENEFIT DEPT:	DEES
PROJECT MANAGER:	Jeanine Athias
PRIORITY:	
EST PROJECT COST:	\$200,000
FUNDING SOURCE:	Water & Wastewater R&R Fund (461)
CONSTRUCTION YEAR:	FY 2016

DESCRIPTION/JUSTIFICATION

Digesters are used in the wastewater treatment process. The west RBC digester is one of two digesters in the West Wastewater Treatment Plant. This project will recoat the tank interior walls.



FUNDING SOURCES:	FY16	FY17	FY18	FY19	FY20	TOTAL	PROJECT ESTIMATED	
R&R Fund - 461	\$ 200,000	\$ -	\$ -	\$ -	\$ -	\$ 200,000		
							Start Date	Completion Date
TOTAL	\$ 200,000	\$ -	\$ -	\$ -	\$ -	\$ 200,000	FY 2016	FY 2016

PROJECT COMPONENTS:	FY16	FY17	FY18	FY19	FY20	Five Year Total	Prior Yrs. Budget	Expense Through 9/30/14
Design	\$ -	\$ -	\$ -	\$ -	\$ -	\$ -	\$ -	\$ -
Program Management	-	-	-	-	-	-	-	-
Construction Mgmt	-	-	-	-	-	-	-	-
Construction	200,000	-	-	-	-	200,000	200,000	-
Other Costs (Permits, FF&E, etc)	-	-	-	-	-	-	-	-
TOTAL	\$ 200,000	\$ -	\$ -	\$ -	\$ -	\$ 200,000	\$ 200,000	\$ -

REHABILITATE EAST SANITAIRE DIGESTER

LOCATION:	West Wastewater Treatment Plant
STATUS:	In Progress-Construction
BENEFIT DEPT:	DEES
PROJECT MANAGER:	Jeanine Athias
PRIORITY:	
EST PROJECT COST:	\$1,300,000
FUNDING SOURCE:	Water & Wastewater R&R Fund (461)
CONSTRUCTION YEAR:	FY 2016

DESCRIPTION/JUSTIFICATION

Digesters are used in the wastewater treatment process. The east sanitaire digester is one of two digesters in the West Wastewater Treatment Plant. This project replaces the walkways, fine bubble diffusers, certain valving, clarifier mechanisms, influent channel, effluent trough, and lighting. The project also includes repairs to the steel tank and recoating of the tank.



FUNDING SOURCES:	FY16	FY17	FY18	FY19	FY20	TOTAL	PROJECT ESTIMATED	
R&R Fund - 461	\$ 1,200,000	\$ -	\$ -	\$ -	\$ -	\$ 1,200,000	Start Date	Completion Date
TOTAL	\$ 1,200,000	\$ -	\$ -	\$ -	\$ -	\$ 1,200,000	FY 2014	FY 2016

PROJECT COMPONENTS:	FY16	FY17	FY18	FY19	FY20	Five Year Total	Prior Yrs. Budget	Expense Through 9/30/14
Design	\$ -	\$ -	\$ -	\$ -	\$ -	\$ -	\$ -	\$ 65,293
Program Management	-	-	-	-	-	-	-	-
Construction Mgmt	100,000	-	-	-	-	100,000	-	-
Construction	1,100,000	-	-	-	-	1,100,000	600,000	-
Other Costs (Permits, FF&E, etc)	-	-	-	-	-	-	-	-
TOTAL	\$ 1,200,000	\$ -	\$ -	\$ -	\$ -	\$ 1,200,000	\$ 600,000	\$ 65,293

REHABILITATE HYPOCHLORITE SYSTEM

LOCATION:	Water Treatment Plant
STATUS:	In Progress-Construction
BENEFIT DEPT:	DEES
PROJECT MANAGER:	Mike Uber
PRIORITY:	
EST PROJECT COST:	\$500,000
FUNDING SOURCE:	Water & Wastewater R&R Fund (461)
CONSTRUCTION YEAR:	FY 2015 to FY 2016

DESCRIPTION/JUSTIFICATION

Replace existing ChlorTec unit at Water Treatment Plant. Complete replacement in FY 2016.



FUNDING SOURCES:	FY16	FY17	FY18	FY19	FY20	TOTAL	PROJECT ESTIMATED	
R&R Fund - 461	\$ 250,000	\$ -	\$ -	\$ -	\$ -	\$ 250,000		
							Start Date	Completion Date
TOTAL	\$ 250,000	\$ -	\$ -	\$ -	\$ -	\$ 250,000	FY 2015	FY 2016

PROJECT COMPONENTS:	FY16	FY17	FY18	FY19	FY20	Five Year Total	Prior Yrs. Budget	Expense Through 9/30/14
Design	\$ -	\$ -	\$ -	\$ -	\$ -	\$ -	\$ -	\$ -
Program Management	-	-	-	-	-	-	-	-
Construction Mgmt	-	-	-	-	-	-	-	-
Construction	250,000	-	-	-	-	250,000	500,000	-
Other Costs (Permits, FF&E, etc)	-	-	-	-	-	-	-	-
TOTAL	\$ 250,000	\$ -	\$ -	\$ -	\$ -	\$ 250,000	\$ 500,000	\$ -

REHABILITATE GENERATOR SYSTEMS

LOCATION:	Water & Wastewater Treatment Plants
STATUS:	In Progress - Recurring Expense
BENEFIT DEPT:	DEES
PROJECT MANAGER:	Various Project Managers
PRIORITY:	
EST PROJECT COST:	N/A - Recurring Expense
FUNDING SOURCE:	Water & Wastewater R&R Fund (461)
CONSTRUCTION YEAR:	N/A

DESCRIPTION/JUSTIFICATION

Generators at the Water Treatment Plant (WTP), Wastewater Treatment Plant (WWTP), and Coral Gate Storage Tank require periodic rehabilitation to their control, power generation, and emission systems.

FY 2015 – WWTP Generator Control Upgrades Design Criteria Package (\$25,000)

FY 2016 – WWTP Generator Control Upgrades Design/Build (\$200,000)

FY 2018 – Rehabilitate/Replace Generator Transfer Switch at Coral Gate Storage Tank (\$25,000)



FUNDING SOURCES:	FY16	FY17	FY18	FY19	FY20	TOTAL	PROJECT ESTIMATED	
R&R Fund - 461	\$ 200,000	\$ -	\$ 25,000	\$ -	\$ -	\$ 225,000		
							Start Date	Completion Date
TOTAL	200,000	-	25,000	-	-	225,000	Recurring	Recurring

PROJECT COMPONENTS:	FY16	FY17	FY18	FY19	FY20	Five Year Total	Prior Yrs. Budget	Expense Through 9/30/14
Design	\$ -	\$ -	\$ -	\$ -	\$ -	\$ -	\$ -	\$ -
Program Management	-	-	-	-	-	-	-	-
Construction Mgmt	-	-	-	-	-	-	-	-
Construction	200,000	-	25,000	-	-	225,000	200,000	-
Other Costs (Permits, FF&E, etc)	-	-	-	-	-	-	-	-
TOTAL	\$ 200,000	\$ -	\$ 25,000	\$ -	\$ -	\$ 225,000	\$ 200,000	\$ -

REHABILITATE EAST WWTP CLARIFIER


LOCATION:	East Wastewater Treatment Plant
STATUS:	In Progress-Design/Construction
BENEFIT DEPT:	DEES
PROJECT MANAGER:	Jeanine Athias
PRIORITY:	
EST PROJECT COST:	\$300,000
FUNDING SOURCE:	Water & Wastewater R&R Fund (461)
CONSTRUCTION YEAR:	FY 2015 to FY 2016

DESCRIPTION/JUSTIFICATION

Clarifiers are used in the wastewater treatment process. The East Wastewater Treatment Plant has one clarifier. This project will recoat the tank interior and bottom, as well as replace the access stairs, access structural members, access walkway, and lighting.

FY 2015 – Begin Construction

FY 2016 – Complete Construction



FUNDING SOURCES:	FY16	FY17	FY18	FY19	FY20	TOTAL	PROJECT ESTIMATED	
R&R Fund - 461	\$ 200,000	\$ -	\$ -	\$ -	\$ -	\$ 200,000		
							Start Date	Completion Date
TOTAL	\$ 200,000	\$ -	\$ -	\$ -	\$ -	\$ 200,000	FY 2015	FY 2016

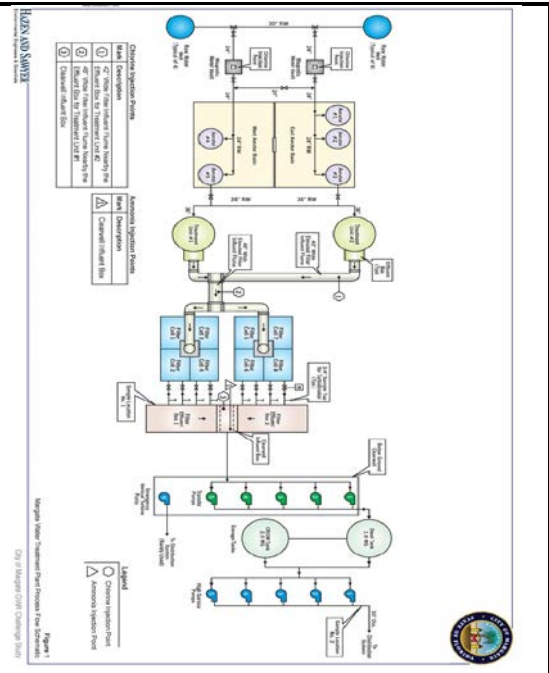
PROJECT COMPONENTS:	FY16	FY17	FY18	FY19	FY20	Five Year Total	Prior Yrs. Budget	Expense Through 9/30/14
Design	\$ -	\$ -	\$ -	\$ -	\$ -	\$ -	\$ -	\$ -
Program Management	-	-	-	-	-	-	-	-
Construction Mgmt	-	-	-	-	-	-	-	-
Construction	200,000	-	-	-	-	200,000	200,000	-
Other Costs (Permits, FF&E, etc)	-	-	-	-	-	-	-	-
TOTAL	\$ 200,000	\$ -	\$ -	\$ -	\$ -	\$ 200,000	\$ 200,000	\$ -

4-LOG IMPLEMENTATION

LOCATION:	Water Treatment Plant
STATUS:	In Progress-Design
BENEFIT DEPT:	DEES
PROJECT MANAGER:	Reddy Chitepu
PRIORITY:	
EST PROJECT COST:	\$750,000
FUNDING SOURCE:	Water & Wastewater R&R Fund (461)
CONSTRUCTION YEAR:	FY 2016

DESCRIPTION/JUSTIFICATION

Analysis and implementation of process changes required at the water treatment plant for obtaining 4-log certification for the plant.



FUNDING SOURCES:	FY16	FY17	FY18	FY19	FY20	TOTAL	PROJECT ESTIMATED	
R&R Fund - 461	\$ 750,000	\$ -	\$ -	\$ -	\$ -	\$ 750,000	Start Date	Completion Date
TOTAL	\$ 750,000	\$ -	\$ -	\$ -	\$ -	\$ 750,000	FY 2015	FY 2016

PROJECT COMPONENTS:	FY16	FY17	FY18	FY19	FY20	Five Year Total	Prior Yrs. Budget	Expense Through 9/30/14
Design	\$ -	\$ -	\$ -	\$ -	\$ -	\$ -	\$ -	\$ -
Program Management	-	-	-	-	-	-	-	-
Construction Mgmt	-	-	-	-	-	-	-	-
Construction	750,000	-	-	-	-	750,000	750,000	-
Other Costs (Permits, FF&E, etc)	-	-	-	-	-	-	-	-
TOTAL	\$ 750,000	\$ -	\$ -	\$ -	\$ -	\$ 750,000	\$ 750,000	\$ -

REHABILITATE 30" WATER MAIN / 24" FORCE MAIN CROSSING

LOCATION:	Between Coral Bay and Cape Sable
STATUS:	In Progress-Design/Construction
BENEFIT DEPT:	DEES
PROJECT MANAGER:	Jeanine Athias
PRIORITY:	
EST PROJECT COST:	\$750,000
FUNDING SOURCE:	Water & Wastewater R&R Fund (461)
CONSTRUCTION YEAR:	FY 2016

DESCRIPTION/JUSTIFICATION

Replacement of 30" water main and 24" sewer force main utility crossings (Site 14) servicing the northeast corner of the city.

FY 2015 – Design Criteria Package and Design Portion of Design/Build
FY 2016 – Construction Portion of Design/Build



FUNDING SOURCES:	FY16	FY17	FY18	FY19	FY20	TOTAL	PROJECT ESTIMATED	
R&R Fund - 461	\$ 750,000	\$ -	\$ -	\$ -	\$ -	\$ 750,000		
							Start Date	Completion Date
TOTAL	\$ 750,000	\$ -	\$ -	\$ -	\$ -	\$ 750,000	FY 2015	FY 2016

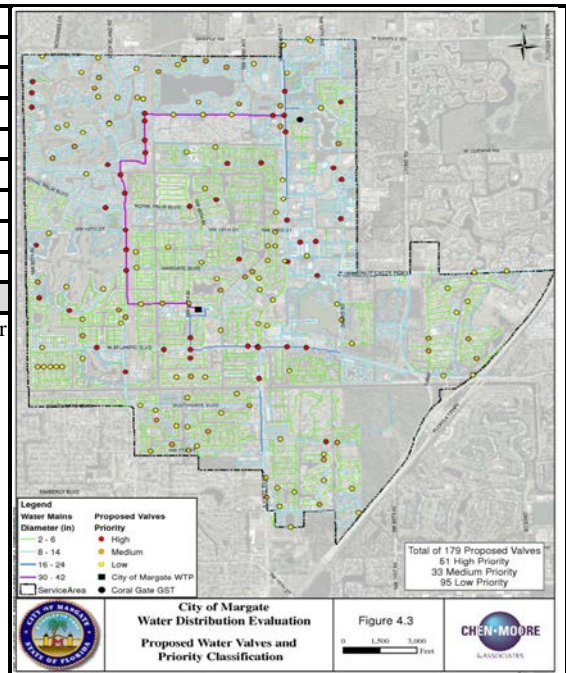
PROJECT COMPONENTS:	FY16	FY17	FY18	FY19	FY20	Five Year Total	Prior Yrs. Budget	Expense Through 9/30/14
Design	\$ -	\$ -	\$ -	\$ -	\$ -	\$ -	\$ -	\$ -
Program Management	-	-	-	-	-	-	-	-
Construction Mgmt	-	-	-	-	-	-	-	-
Construction	750,000	-	-	-	-	750,000	750,000	-
Other Costs (Permits, FF&E, etc)	-	-	-	-	-	-	-	-
TOTAL	\$ 750,000	\$ -	\$ -	\$ -	\$ -	\$ 750,000	\$ 750,000	\$ -

WATER MAIN / FORCE MAIN CONTROL IMPROVEMENTS

LOCATION:	Throughout Service Area
STATUS:	In Progress - Annual Expense
BENEFIT DEPT:	DEES
PROJECT MANAGER:	Abraham Stubbins
PRIORITY:	
EST PROJECT COST:	N/A - Annual Expense
FUNDING SOURCE:	Water & Wastewater R&R Fund (461)
CONSTRUCTION YEAR:	N/A

DESCRIPTION/JUSTIFICATION

The strategic installation of new distribution system valves allows for quicker isolation and limited service interruptions to customers.



FUNDING SOURCES:	FY16	FY17	FY18	FY19	FY20	TOTAL	PROJECT ESTIMATED	
R&R Fund - 461	\$ 100,000	\$ 100,000	\$ 100,000	\$ 100,000	\$ 100,000	\$ 500,000		
							Start Date	Completion Date
TOTAL	\$ 100,000	\$ 100,000	\$ 100,000	\$ 100,000	\$ 100,000	\$ 500,000	Ongoing	Ongoing

PROJECT COMPONENTS:	FY16	FY17	FY18	FY19	FY20	Five Year Total	Prior Yrs. Budget	Expense Through 9/30/14
Design	\$ -	\$ -	\$ -	\$ -	\$ -	\$ -	\$ -	\$ -
Program Management	-	-	-	-	-	-	-	-
Construction Mgmt	-	-	-	-	-	-	-	-
Construction	100,000	100,000	100,000	100,000	100,000	500,000	100,000	-
Other Costs (Permits, FF&E, etc)	-	-	-	-	-	-	-	-
TOTAL	\$ 100,000	\$ 100,000	\$ 100,000	\$ 100,000	\$ 100,000	\$ 500,000	\$ 100,000	\$ -

C-14 CANAL WATER MAIN CROSSING

LOCATION:	Between Veterans Park and Parkway Villas
STATUS:	In Progress-Construction
BENEFIT DEPT:	DEES
PROJECT MANAGER:	Kelly McAtee
PRIORITY:	
EST PROJECT COST:	\$750,000
FUNDING SOURCE:	Water & Wastewater R&R Fund (461)
CONSTRUCTION YEAR:	FY 2015 to FY 2016


DESCRIPTION/JUSTIFICATION

Currently two water mains supply potable water to the service area south of the C-14 Canal. The water main crossing near State Road 7 was constructed in 1961 and the water main crossing near Rock Island Road was built in 1978. Both existing crossings are aerial crossings over the canal. This project constructs a third water main to improve water pressure, increase flows for firefighting purposes, and increase service redundancy. The new water main will be installed under the canal using horizontal directional drilling. Overall approximately 2,400 linear feet of new 12" diameter water main will be installed.

FY 2014 – Design and Permitting

FY 2015 – Begin Construction

FY 2016 – Complete Construction



FUNDING SOURCES:	FY16	FY17	FY18	FY19	FY20	TOTAL	PROJECT ESTIMATED	
R&R Fund - 461	\$ 400,000	\$ -	\$ -	\$ -	\$ -	\$ 400,000		
							Start Date	Completion Date
TOTAL	\$ 400,000	\$ -	\$ -	\$ -	\$ -	\$ 400,000	FY 2014	FY 2016

PROJECT COMPONENTS:	FY16	FY17	FY18	FY19	FY20	Five Year Total	Prior Yrs. Budget	Expense Through 9/30/14
Design	\$ -	\$ -	\$ -	\$ -	\$ -	\$ -	\$ -	\$ 44,860
Program Management	-	-	-	-	-	-	-	-
Construction Mgmt	25,000	-	-	-	-	25,000	25,000	-
Construction	375,000	-	-	-	-	375,000	475,000	-
Other Costs (Permits, FF&E, etc)	-	-	-	-	-	-	-	-
TOTAL	\$ 400,000	\$ -	\$ -	\$ -	\$ -	\$ 400,000	\$ 500,000	\$ 44,860

NW 18TH STREET FORCE MAIN INSTALLATION

LOCATION:	NW 18th Street
STATUS:	In Progress-Construction
BENEFIT DEPT:	DEES
PROJECT MANAGER:	Kelly McAtee
PRIORITY:	
EST PROJECT COST:	\$800,000
FUNDING SOURCE:	Water & Wastewater R&R Fund (461)
CONSTRUCTION YEAR:	FY 2015 to FY 2016

DESCRIPTION/JUSTIFICATION

Currently lift stations 8, 9, and 12 pump wastewater south along NW 66th Avenue to the wastewater treatment plants. During wet weather events, the force main often experiences excessive velocities and the lift stations experience prolonged pump run times. This project constructs approximately 2,600 linear feet of new 10" force main in NW 18th Street between NW 66th Avenue and Rock Island Road. This new force main reduces excessive velocities in the NW 66th Avenue force main, provides system redundancy if a force main breaks, and allows for grouting and abandonment of approximately 1,050 linear feet of old force main in the east WWTP.

FY 2014 – Design and Permitting

FY 2015 – Begin Construction

FY 2016 – Complete Construction



FUNDING SOURCES:	FY16	FY17	FY18	FY19	FY20	TOTAL	PROJECT ESTIMATED	
R&R Fund - 461	\$ 350,000	\$ -	\$ -	\$ -	\$ -	\$ 350,000		
							Start Date	Completion Date
TOTAL	\$ 350,000	\$ -	\$ -	\$ -	\$ -	\$ 350,000	FY 2014	FY 2016

PROJECT COMPONENTS:	FY16	FY17	FY18	FY19	FY20	Five Year Total	Prior Yrs. Budget	Expense Through 9/30/14
Design	\$ -	\$ -	\$ -	\$ -	\$ -	\$ -	\$ -	\$ 95,817
Program Management	-	-	-	-	-	-	-	-
Construction Mgmt	25,000	-	-	-	-	25,000	25,000	-
Construction	325,000	-	-	-	-	325,000	1,475,000	-
Other Costs (Permits, FF&E, etc)	-	-	-	-	-	-	-	-
TOTAL	\$ 350,000	\$ -	\$ -	\$ -	\$ -	\$ 350,000	\$ 1,500,000	\$ 95,817

RBC REPLACEMENT

LOCATION:	West Wastewater Treatment Plant
STATUS:	New Project
BENEFIT DEPT:	DEES
PROJECT MANAGER:	TBD
PRIORITY:	
EST PROJECT COST:	\$35 - \$50 million
FUNDING SOURCE:	Water & Wastewater R&R Fund (461)
CONSTRUCTION YEAR:	FY 2021 to FY 2025

DESCRIPTION/JUSTIFICATION

The West Wastewater Treatment Plant (WWTP) treats the majority of the service area's total wastewater. Primary treatment at the West WWTP is accomplished using rotating biological contactors (RBCs). The existing RBC trains were installed in 1984 and are nearing the end of their useful life cycle. Replacement of the primary treatment system will need to be phased in to allow for continued operation of the West WWTP.

FY 2020 – Begin Design and Permitting



FUNDING SOURCES:	FY16	FY17	FY18	FY19	FY20	TOTAL	PROJECT ESTIMATED	
R&R Fund - 461	\$ -	\$ -	\$ -	\$ -	\$ 300,000	\$ 300,000		
							Start Date	Completion Date
TOTAL	\$ -	\$ -	\$ -	\$ -	\$ 300,000	\$ 300,000	FY 2020	FY 2025

PROJECT COMPONENTS:	FY16	FY17	FY18	FY19	FY20	Five Year Total	Prior Yrs. Budget	Expense Through 9/30/14
Design	\$ -	\$ -	\$ -	\$ -	\$ 300,000	\$ 300,000	\$ -	\$ -
Program Management	-	-	-	-	-	-	-	-
Construction Mgmt	-	-	-	-	-	-	-	-
Construction	-	-	-	-	-	-	-	-
Other Costs (Permits, FF&E, etc)	-	-	-	-	-	-	-	-
TOTAL	\$ -	\$ -	\$ -	\$ -	\$ 300,000	\$ 300,000	\$ -	\$ -

REHABILITATE DEES ADMINISTRATION BUILDING

LOCATION:	901 NW 66th Avenue
STATUS:	In Progress - Annual Expense
BENEFIT DEPT:	DEES
PROJECT MANAGER:	Leo Zervas
PRIORITY:	
EST PROJECT COST:	N/A - Recurring Expense
FUNDING SOURCE:	Water & Wastewater R&R Fund (461)
CONSTRUCTION YEAR:	N/A

DESCRIPTION/JUSTIFICATION

The DEES administration building is shared by DEES, Building Department, and Economic Development staff. Recurring repair/rehabilitation projects are completed to properly maintain and extend the life of the building.

FY 2016 – Carpet Replacement, Painting

FY 2017 – Replace Kitchen Appliances

FY 2018 – Replace Air Conditioners #1 and #2

FY 2020 – Rehabilitate Building Generator, General Repairs



FUNDING SOURCES:	FY16	FY17	FY18	FY19	FY20	TOTAL	PROJECT ESTIMATED	
R&R Fund - 461	\$ 75,000	\$ 10,000	\$ 30,000	\$ -	\$ 35,000	\$ 150,000		
							Start Date	Completion Date
TOTAL	\$ 75,000	\$ 10,000	\$ 30,000	\$ -	\$ 35,000	\$ 150,000	Ongoing	Ongoing

PROJECT COMPONENTS:	FY16	FY17	FY18	FY19	FY20	Five Year Total	Prior Yrs. Budget	Expense Through 9/30/14
Design	\$ -	\$ -	\$ -	\$ -	\$ -	\$ -	\$ -	\$ -
Program Management	-	-	-	-	-	-	-	-
Construction Mgmt	-	-	-	-	-	-	-	-
Construction	75,000	10,000	30,000	-	35,000	150,000	75,000	-
Other Costs (Permits, FF&E, etc)	-	-	-	-	-	-	-	-
TOTAL	\$ 75,000	\$ 10,000	\$ 30,000	\$ -	\$ 35,000	\$ 150,000	\$ 75,000	\$ -

AERIAL UTILITY CROSSINGS

LOCATION:	Throughout Service Area
STATUS:	In Progress-Design/Construction
BENEFIT DEPT:	DEES
PROJECT MANAGER:	Various Project Managers
PRIORITY:	
EST PROJECT COST:	\$1,500,000
FUNDING SOURCE:	Water & Wastewater R&R Fund (461)
CONSTRUCTION YEAR:	FY 2015 to FY 2019

DESCRIPTION/JUSTIFICATION

Six year program to rehabilitate or replace water and wastewater aerial utility crossings throughout the service area.

FY 2014 – Design for rehabilitation of Sites 1, 2, 4, 5, 6, 8, 9, 15, 16, 17 and replacement of Site 3

FY 2015 – Start Construction of FY 2014 design projects and design of Sites 7, 10, 11, 13, 18

FY 2016 – Complete Construction Started in FY 2015, Replacement of Site 7

FY 2017 – Replacement of Sites 10 and 13

FY 2018 – Replacement of Site 11

FY 2019 – Replacement of Site 18



FUNDING SOURCES:	FY16	FY17	FY18	FY19	FY20	TOTAL	PROJECT ESTIMATED	
R&R Fund - 461	\$ 775,000	\$ 275,000	\$ 100,000	\$ 200,000	\$ -	\$ 1,350,000		
							Start Date	Completion Date
TOTAL	\$ 775,000	\$ 275,000	\$ 100,000	\$ 200,000	\$ -	\$ 1,350,000	FY 2014	FY 2019

PROJECT COMPONENTS:	FY16	FY17	FY18	FY19	FY20	Five Year Total	Prior Yrs. Budget	Expense Through 9/30/14
Design	\$ -	\$ -	\$ -	\$ -	\$ -	\$ -	\$ 80,000	\$ 69,557
Program Management	-	-	-	-	-	-	-	-
Construction Mgmt	55,000	20,000	7,000	14,000	-	96,000	40,000	-
Construction	718,000	255,000	93,000	185,500	-	1,251,500	553,500	-
Other Costs (Permits, FF&E, etc)	2,000	-	-	500	-	2,500	1,500	-
TOTAL	\$ 775,000	\$ 275,000	\$ 100,000	\$ 200,000	\$ -	\$ 1,350,000	\$ 675,000	\$ 69,557

FORCE MAIN CONSTRUCTION

LOCATION:	Throughout Service Area
STATUS:	In Progress - Annual Expense
BENEFIT DEPT:	DEES
PROJECT MANAGER:	Various Project Managers
PRIORITY:	
EST PROJECT COST:	N/A - Recurring Expense
FUNDING SOURCE:	Water & Wastewater R&R Fund (461)
CONSTRUCTION YEAR:	N/A

DESCRIPTION/JUSTIFICATION

Wastewater force mains carry wastewater pumped from lift stations to the wastewater treatment plants. Some portions of the utility's service area do not have redundant force mains providing more than one pathway to the treatment plants. Multiple pathways are important when force mains are being repaired or replaced. A number of wastewater force main projects are planned to provide redundancy to the system.

FY 2015 – Banks Rd Force Main Analysis and Easement Acquisition
FY 2016 – Banks Rd Force Main Design and Permitting
FY 2017 – Banks Rd Force Main Construction
FY 2018 – Southgate Blvd Force Main Design and Permitting
FY 2019 – Southgate Blvd Force Main Construction



FUNDING SOURCES:	FY16	FY17	FY18	FY19	FY20	TOTAL		
R&R Fund - 461	\$ 225,000	\$ 1,500,000	\$ 150,000	\$ 1,000,000	\$ -	\$ 2,875,000	PROJECT ESTIMATED	
							Start Date	Completion Date
TOTAL	\$ 225,000	\$ 1,500,000	\$ 150,000	\$ 1,000,000	\$ -	\$ 2,875,000	Recurring	Recurring

PROJECT COMPONENTS:	FY16	FY17	FY18	FY19	FY20	Five Year Total	Prior Yrs. Budget	Expense Through 9/30/14
Design	\$ 220,000	\$ -	\$ 147,000	\$ -	\$ -	\$ 367,000	\$ -	\$ -
Construction Mgmt	-	100,000	-	70,000	-	170,000	-	-
Construction	-	1,400,000	-	930,000	-	2,330,000	225,000	-
Other Costs (Permits, FF&E, etc)	5,000	-	3,000	-	-	8,000	-	-
TOTAL	\$ 225,000	\$ 1,500,000	\$ 150,000	\$ 1,000,000	\$ -	\$ 2,875,000	\$ 225,000	\$ -

AERATOR REPLACEMENT - WWTP

LOCATION:	East Wastewater Treatment Plant
STATUS:	New Project
BENEFIT DEPT:	DEES
PROJECT MANAGER:	TBD
PRIORITY:	
EST PROJECT COST:	\$210,000
FUNDING SOURCE:	Water & Wastewater R&R Fund (461)
CONSTRUCTION YEAR:	FY 2017 to FY 2019

DESCRIPTION/JUSTIFICATION

Replace three aerators and accessories in the aeration tanks at the East Wastewater Treatment Plant. Replace one aerator per year starting in FY 2017.



FUNDING SOURCES:	FY16	FY17	FY18	FY19	FY20	TOTAL	PROJECT ESTIMATED	
R&R Fund - 461	\$ -	\$ 70,000	\$ 70,000	\$ 70,000	\$ -	\$ 210,000		
							Start Date	Completion Date
TOTAL	\$ -	\$ 70,000	\$ 70,000	\$ 70,000	\$ -	\$ 210,000	FY 2017	FY 2019

PROJECT COMPONENTS:	FY16	FY17	FY18	FY19	FY20	Five Year Total	Prior Yrs. Budget	Expense Through 9/30/14
Design	\$ -	\$ -	\$ -	\$ -	\$ -	\$ -	\$ -	\$ -
Program Management	-	-	-	-	-	-	-	-
Construction Mgmt	-	-	-	-	-	-	-	-
Construction	-	70,000	70,000	70,000	-	210,000	-	-
Other Costs (Permits, FF&E, etc)	-	-	-	-	-	-	-	-
TOTAL	\$ -	\$ 70,000	\$ 70,000	\$ 70,000	\$ -	\$ 210,000	\$ -	\$ -

SEWAGE DUMPING STATION (EAST WWTP)

LOCATION:	East Wastewater Treatment Plant
STATUS:	New Project
BENEFIT DEPT:	DEES, Public Works
PROJECT MANAGER:	TBD
PRIORITY:	
EST PROJECT COST:	\$150,000
FUNDING SOURCE:	Water & Wastewater Enterprise (R&R)
CONSTRUCTION YEAR:	Water & Wastewater R&R Fund (461)

DESCRIPTION/JUSTIFICATION

Vactor trucks from both DEES and Public Works performing maintenance of sewer systems, stormwater systems, and soft dig excavations dump their loads into the existing dumping station located in the East Wastewater Treatment Plant. The existing system does not adequately separate out solids, and as a result, blockages of the piping and nearby lift station occur regularly. This project will replace the existing dumping station with a station that properly separates the solids and liquids, so each can be properly disposed of without recurring maintenance issues.



FUNDING SOURCES:	FY16	FY17	FY18	FY19	FY20	TOTAL	PROJECT ESTIMATED	
R&R Fund - 461	\$ 50,000	\$ 100,000	\$ -	\$ -	\$ -	\$ 150,000		
							Start Date	Completion Date
TOTAL	\$ 50,000	\$ 100,000	\$ -	\$ -	\$ -	\$ 150,000	FY 2016	FY 2017

PROJECT COMPONENTS:	FY16	FY17	FY18	FY19	FY20	Five Year Total	Prior Yrs. Budget	Expense Through 9/30/14
Design	\$ 10,000	\$ -	\$ -	\$ -	\$ -	\$ 10,000	\$ -	\$ -
Program Management	-	-	-	-	-	-	-	-
Construction Mgmt	-	-	-	-	-	-	-	-
Construction	40,000	100,000	-	-	-	140,000	-	-
Other Costs (Permits, FF&E, etc)	-	-	-	-	-	-	-	-
TOTAL	\$ 50,000	\$ 100,000	\$ -	\$ -	\$ -	\$ 150,000	\$ -	\$ -

REHABILITATE HEADWORKS (SLIDE GATES)

LOCATION:	West Wastewater Treatment Plant
STATUS:	New Project
BENEFIT DEPT:	DEES
PROJECT MANAGER:	TBD
PRIORITY:	
EST PROJECT COST:	\$150,000
FUNDING SOURCE:	Water & Wastewater R&R Fund (461)
CONSTRUCTION YEAR:	FY 2018

DESCRIPTION/JUSTIFICATION

Rehabilitation and/or replacement of existing slide gates which are used to divert flow in the headwork's building.



FUNDING SOURCES:	FY16	FY17	FY18	FY19	FY20	TOTAL	PROJECT ESTIMATED	
R&R Fund - 461	\$ -	\$ -	\$ 150,000	\$ -	\$ -	\$ 150,000		
							Start Date	Completion Date
TOTAL	\$ -	\$ -	\$ 150,000	\$ -	\$ -	\$ 150,000	FY 2018	FY 2018

PROJECT COMPONENTS:	FY16	FY17	FY18	FY19	FY20	Five Year Total	Prior Yrs. Budget	Expense Through 9/30/14
Design	\$ -	\$ -	\$ -	\$ -	\$ -	\$ -	\$ -	\$ -
Program Management	-	-	-	-	-	-	-	-
Construction Mgmt	-	-	-	-	-	-	-	-
Construction	-	-	150,000	-	-	150,000	-	-
Other Costs (Permits, FF&E, etc)	-	-	-	-	-	-	-	-
TOTAL	\$ -	\$ -	\$ 150,000	\$ -	\$ -	\$ 150,000	\$ -	\$ -

REHABILITATE CHLORINE CONTACT CHAMBER

LOCATION:	West Wastewater Treatment Plant
STATUS:	New Project
BENEFIT DEPT:	DEES
PROJECT MANAGER:	TBD
PRIORITY:	
EST PROJECT COST:	\$200,000
FUNDING SOURCE:	Water & Wastewater R&R Fund (461)
CONSTRUCTION YEAR:	FY 2018

DESCRIPTION/JUSTIFICATION

The chlorine contact chamber in the West Wastewater Treatment Plant allows for contact time between the treated effluent from both wastewater treatment plants and chlorine prior to being pumped to the deep injection wells. This project will recoat the chamber walls and floors.



FUNDING SOURCES:	FY16	FY17	FY18	FY19	FY20	TOTAL	PROJECT ESTIMATED	
R&R Fund - 461	\$ -	\$ -	\$ 200,000	\$ -	\$ -	\$ 200,000		
							Start Date	Completion Date
TOTAL	\$ -	\$ -	\$ 200,000	\$ -	\$ -	\$ 200,000	FY 2018	FY 2018

PROJECT COMPONENTS:	FY16	FY17	FY18	FY19	FY20	Five Year Total	Prior Yrs. Budget	Expense Through 9/30/14
Design	\$ -	\$ -	\$ -	\$ -	\$ -	\$ -	\$ -	\$ -
Program Management	-	-	-	-	-	-	-	-
Construction Mgmt	-	-	-	-	-	-	-	-
Construction	-	-	200,000	-	-	200,000	-	-
Other Costs (Permits, FF&E, etc)	-	-	-	-	-	-	-	-
TOTAL	\$ -	\$ -	\$ 200,000	\$ -	\$ -	\$ 200,000	\$ -	\$ -

REHABILITATE SLUDGE DIGESTER (EAST PLANT)

LOCATION:	East Wastewater Treatment Plant
STATUS:	New Project
BENEFIT DEPT:	DEES
PROJECT MANAGER:	TBD
PRIORITY:	
EST PROJECT COST:	\$200,000
FUNDING SOURCE:	Water & Wastewater R&R Fund (461)
CONSTRUCTION YEAR:	FY 2019

DESCRIPTION/JUSTIFICATION

A sludge digester is used in the East Wastewater Treatment Plant's activated sludge treatment process. This project will include structural evaluation of the concrete tank and its rehabilitation including installation of a coating on the interior walls and the tank bottom.



FUNDING SOURCES:	FY16	FY17	FY18	FY19	FY20	TOTAL	PROJECT ESTIMATED	
R&R Fund - 461	\$ -	\$ -	\$ -	\$ 200,000	\$ -	\$ 200,000		
							Start Date	Completion Date
TOTAL	\$ -	\$ -	\$ -	\$ 200,000	\$ -	\$ 200,000	FY 2019	FY 2019

PROJECT COMPONENTS:	FY16	FY17	FY18	FY19	FY20	Five Year Total	Prior Yrs. Budget	Expense Through 9/30/14
Design	\$ -	\$ -	\$ -	\$ -	\$ -	\$ -	\$ -	\$ -
Program Management	-	-	-	-	-	-	-	-
Construction Mgmt	-	-	-	-	-	-	-	-
Construction	-	-	-	200,000	-	200,000	-	-
Other Costs (Permits, FF&E, etc)	-	-	-	-	-	-	-	-
TOTAL	\$ -	\$ -	\$ -	\$ 200,000	\$ -	\$ 200,000	\$ -	\$ -


SECURITY SYSTEM UPGRADES

LOCATION:	Treatment Plants and DEES Administration
STATUS:	In Progress - Recurring Expense
BENEFIT DEPT:	DEES
PROJECT MANAGER:	TBD
PRIORITY:	
EST PROJECT COST:	\$47,000
FUNDING SOURCE:	Water & Wastewater R&R Fund (461)
CONSTRUCTION YEAR:	FY 2017 to FY 2018

DESCRIPTION/JUSTIFICATION

FY 2017 – Upgrade Water Treatment Plant and DEES Administration Building security systems

FY 2018 – Upgrade DEES Administration fire alarm system



FUNDING SOURCES:	FY16	FY17	FY18	FY19	FY20	TOTAL		
R&R Fund - 461	\$ -	\$ 32,000	\$ 15,000	\$ -	\$ -	\$ 47,000	PROJECT ESTIMATED	
						-		
						-	Start Date	Completion Date
TOTAL	\$ -	\$ 32,000	\$ 15,000	\$ -	\$ -	\$ 47,000	Recurring	Recurring

PROJECT COMPONENTS:	FY16	FY17	FY18	FY19	FY20	Five Year Total	Prior Yrs. Budget	Expense Through 9/30/14
Design	\$ -	\$ -	\$ -	\$ -	\$ -	\$ -	\$ -	\$ -
Program Management	-	-	-	-	-	-	-	-
Construction Mgmt	-	-	-	-	-	-	-	-
Construction	-	32,000	15,000	-	-	47,000	-	-
Other Costs (Permits, FF&E, etc)	-	-	-	-	-	-	-	-
TOTAL	\$ -	\$ 32,000	\$ 15,000	\$ -	\$ -	\$ 47,000	\$ -	\$ -

REHABILITATE BACKWASH HOLDING TANK

LOCATION:	Water Treatment Plant
STATUS:	New Project
BENEFIT DEPT:	DEES
PROJECT MANAGER:	TBD
PRIORITY:	
EST PROJECT COST:	\$100,000
FUNDING SOURCE:	Water & Wastewater R&R Fund (461)
CONSTRUCTION YEAR:	FY 2018



DESCRIPTION/JUSTIFICATION
 The Water Treatment Plant's backwash holding tank is an old chlorine contact chamber that was retrofitted to act as a holding tank. This project will recoat the holding tank and potentially include other minor improvements.

FUNDING SOURCES:	FY16	FY17	FY18	FY19	FY20	TOTAL	PROJECT ESTIMATED	
R&R Fund - 461	\$ -	\$ -	\$ 100,000	\$ -	\$ -	\$ 100,000	Start Date	Completion Date
TOTAL	\$ -	\$ -	\$ 100,000	\$ -	\$ -	\$ 100,000	FY 2018	FY 2018

PROJECT COMPONENTS:	FY16	FY17	FY18	FY19	FY20	Five Year Total	Prior Yrs. Budget	Expense Through 9/30/14
Design	\$ -	\$ -	\$ -	\$ -	\$ -	\$ -	\$ -	\$ -
Program Management	-	-	-	-	-	-	-	-
Construction Mgmt	-	-	-	-	-	-	-	-
Construction	-	-	100,000	-	-	100,000	-	-
Other Costs (Permits, FF&E, etc)	-	-	-	-	-	-	-	-
TOTAL	\$ -	\$ -	\$ 100,000	\$ -	\$ -	\$ 100,000	\$ -	\$ -

REHABILITATE WWTP BELT CONVEYOR

LOCATION:	West Wastewater Treatment Plant
STATUS:	New Project
BENEFIT DEPT:	DEES
PROJECT MANAGER:	TBD
PRIORITY:	
EST PROJECT COST:	\$150,000
FUNDING SOURCE:	Water & Wastewater R&R Fund (461)
CONSTRUCTION YEAR:	FY 2020

DESCRIPTION/JUSTIFICATION

This project will rehabilitate and/or replace the conveyor belt in the headworks building. The conveyor belt removes all the larger materials in the raw wastewater influent entering the treatment plant that are captured by the bar screens.



FUNDING SOURCES:	FY16	FY17	FY18	FY19	FY20	TOTAL	PROJECT ESTIMATED	
R&R Fund - 461	\$ -	\$ -	\$ -	\$ -	\$ 150,000	\$ 150,000		
							Start Date	Completion Date
TOTAL	\$ -	\$ -	\$ -	\$ -	\$ 150,000	\$ 150,000	FY 2020	FY 2020

PROJECT COMPONENTS:	FY16	FY17	FY18	FY19	FY20	Five Year Total	Prior Yrs. Budget	Expense Through 9/30/14
Design	\$ -	\$ -	\$ -	\$ -	\$ -	\$ -	\$ -	\$ -
Program Management	-	-	-	-	-	-	-	-
Construction Mgmt	-	-	-	-	-	-	-	-
Construction	-	-	-	-	150,000	150,000	-	-
Other Costs (Permits, FF&E, etc)	-	-	-	-	-	-	-	-
TOTAL	\$ -	\$ -	\$ -	\$ -	\$ 150,000	\$ 150,000	\$ -	\$ -

PAINTING WATER TREATMENT PLANT STRUCTURES

LOCATION:	Water Treatment Plant and Coral Gate Storage Tank
STATUS:	New Project
BENEFIT DEPT:	DEES
PROJECT MANAGER:	TBD
PRIORITY:	
EST PROJECT COST:	\$1,650,000
FUNDING SOURCE:	Water & Wastewater R&R Fund (461)
CONSTRUCTION YEAR:	FY 2016 to FY 2017

DESCRIPTION/JUSTIFICATION

FY2016 - Sandblast and paint west accelerator.

FY 2017 - Paint two above ground storage tanks at the water treatment plant and one above ground storage tank at Coral Gate.

FY 2017 - Sandblast and paint east accelerator.



FUNDING SOURCES:	FY16	FY17	FY18	FY19	FY20	TOTAL	PROJECT ESTIMATED	
R&R Fund - 461	\$ 150,000	\$ 1,500,000	\$ -	\$ -	\$ -	\$ 1,650,000	Start Date	Completion Date
TOTAL	\$ 150,000	\$ 1,500,000	\$ -	\$ -	\$ -	\$ 1,650,000	FY 2016	FY 2017

PROJECT COMPONENTS:	FY16	FY17	FY18	FY19	FY20	Five Year Total	Prior Yrs. Budget	Expense Through 9/30/14
Design	\$ -	\$ -	\$ -	\$ -	\$ -	\$ -	\$ -	\$ -
Program Management	-	-	-	-	-	-	-	-
Construction Mgmt	-	-	-	-	-	-	-	-
Construction	150,000	1,500,000	-	-	-	1,650,000	-	-
Other Costs (Permits, FF&E, etc)	-	-	-	-	-	-	-	-
TOTAL	\$ 150,000	\$ 1,500,000	\$ -	\$ -	\$ -	\$ 1,650,000	\$ -	\$ -

REHABILITATE HIGH SERVICE PUMP BUILDING

LOCATION:	Water Treatment Plant
STATUS:	New Project
BENEFIT DEPT:	DEES
PROJECT MANAGER:	TBD
PRIORITY:	
EST PROJECT COST:	\$50,000
FUNDING SOURCE:	Water & Wastewater R&R Fund (461)
CONSTRUCTION YEAR:	FY 2020

DESCRIPTION/JUSTIFICATION

The high service pumps, which provide pressure to the water distribution system, are housed in the high service pump building. This project includes both interior and exterior building repairs and renovations.



FUNDING SOURCES:	FY16	FY17	FY18	FY19	FY20	TOTAL	PROJECT ESTIMATED	
R&R Fund - 461	\$ -	\$ -	\$ -	\$ -	\$ 50,000	\$ 50,000		
							Start Date	Completion Date
TOTAL	\$ -	\$ -	\$ -	\$ -	\$ 50,000	\$ 50,000	FY 2020	FY 2020

PROJECT COMPONENTS:	FY16	FY17	FY18	FY19	FY20	Five Year Total	Prior Yrs. Budget	Expense Through 9/30/14
Design	\$ -	\$ -	\$ -	\$ -	\$ -	\$ -	\$ -	\$ -
Program Management	-	-	-	-	-	-	-	-
Construction Mgmt	-	-	-	-	-	-	-	-
Construction	-	-	-	-	50,000	50,000	-	-
Other Costs (Permits, FF&E, etc)	-	-	-	-	-	-	-	-
TOTAL	\$ -	\$ -	\$ -	\$ -	\$ 50,000	\$ 50,000	\$ -	\$ -