

CITY OF MARGATE

Stormwater Rate Study Update

SEPTEMBER 9, 2015



CITY OF
MARGATE
Together We Make It Great



City of Margate Stormwater Service

STORMWATER DIVISION for the City of Margate is responsible for maintaining the flow of water from naturally occurring precipitation which enters our storm drain inlets, through our drain pipe system to where it ultimately ends up in the City's canals.



City of Margate Stormwater Service

Stormwater service includes:

- Shoreline maintenance
- Canal debris removal
- Stormwater infrastructure maintenance/repair
- Preventative maintenance
- Aquatic weed removal/eradication

City of Margate Stormwater Service

Stormwater services (cont'd):

- Preventative Maintenance
 - Street sweeping
 - Right-of-way spraying
 - Catch basin cleaning
 - Storm top cleaning
 - Pipe jetting/clearing
 - Litter control
- Regulatory Reporting
 - NPDES
 - MS4 Co-permit with Broward County



City of Margate Stormwater Service

Stormwater statistics

- 110 miles of streets
- 16 miles of canal maintenance
- 2,000 catch basins maintained
- 45 miles of stormwater pipe





Stormwater Expenses

- Labor
 - Canal maintenance
 - Service workers
 - Administration
 - Total 10 employees
- Additional support from City resources
 - General fund cost allocation
- Chemicals
- Equipment
- Capital replacement

Expense Trends

- Health Insurance
 - FY 2012 to FY 2015
 - Increase of 56.8% (\$68,891 to \$108,000)
- Additional support from City resources
- Equipment replacement and maintenance
- Capital replacement

Vehicle Replacement

- Stormwater maintenance includes
- 1 Vac truck
- 1 Street sweeper
- 11 Vehicles
- 2 Harvesters
- 4 boats
- Other equipment
- Sustainable equipment replacement = \$150,000/year



Major Asset Life Extension Program

- Lining of corrugated pipe throughout City
- \$3.5 million project
- 10 year program
- 50+ year service life



Summary of Stormwater Expenses

	FY 2015 Estimated	FY 2016 Proposed Budget [2]
Personal Services	\$563,773	\$620,801
General Cost Allocation	85,000	200,000
Repair and Maintenance [1]	374,000	592,000
Chemicals	64,000	64,000
Vehicle Replacement	175,000	150,000
Other	121,250	98,250
Total	\$1,383,023	\$1,725,051

[1] Includes planned pipe refurbishment, pipe maintenance, and vehicle/equipment maintenance.

[2] Amount reflects FY 2016 proposed budget plus amendment to be proposed to fully fund stormwater program.

Stormwater Fund

- Maintained as a enterprise fund (Business-type activity)
- Supported by stormwater fees
 - Billed monthly on water bill
 - Currently \$3.57 per ERU
 - ERU = Equivalent Residential Unit
 - Residential unit = 1 ERU
 - Non-residential ERU based on 1 ERU per 2,382 sq. feet impervious surface
- Existing rate implemented in January 1, 2009

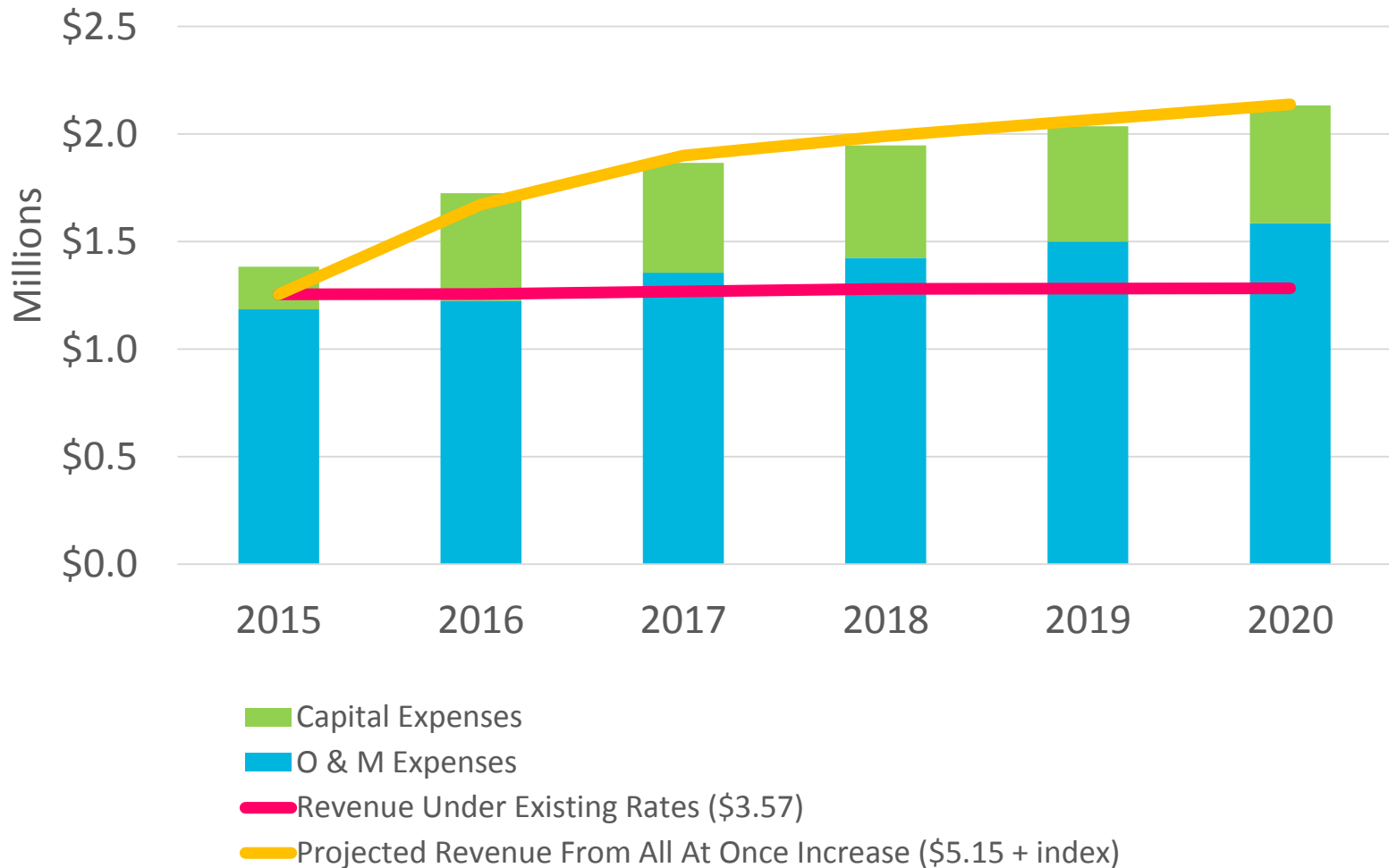
Stormwater Customer Base

- Stormwater customer base has grown slightly since 2008

	2008	2015	Percentage (%) of Total	Annual Growth
Single-Family	12,203	12,210	41.7%	0.01%
Multi-Family	10,528	11,173	38.2%	0.88%
Non-Residential	5,878	5,898	20.1%	0.05%
Total	28,609	29,280	100.0%	0.34%

- Annual stormwater revenue = \$1,254,000 at current fee

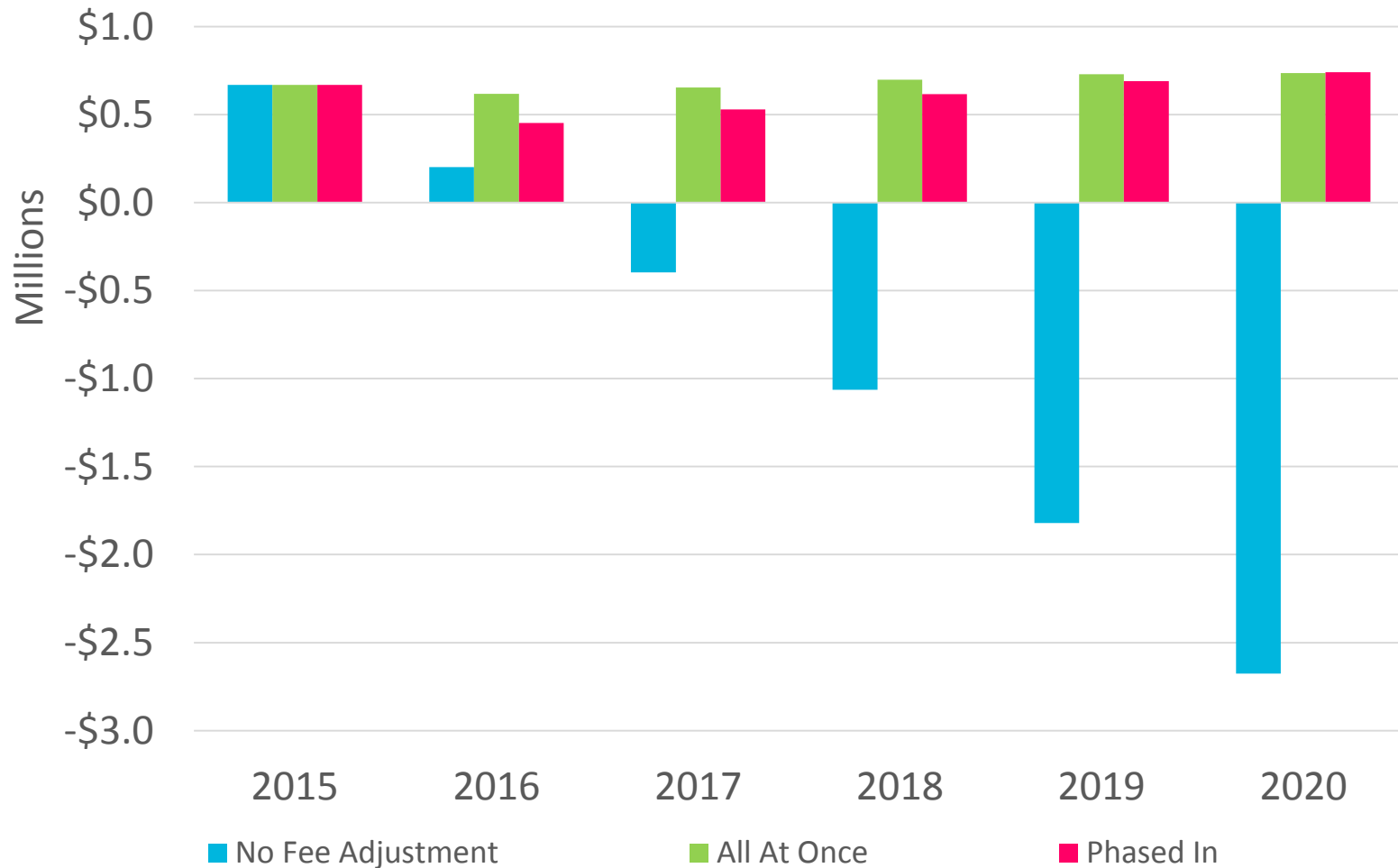
Projected Stormwater Revenue Requirements



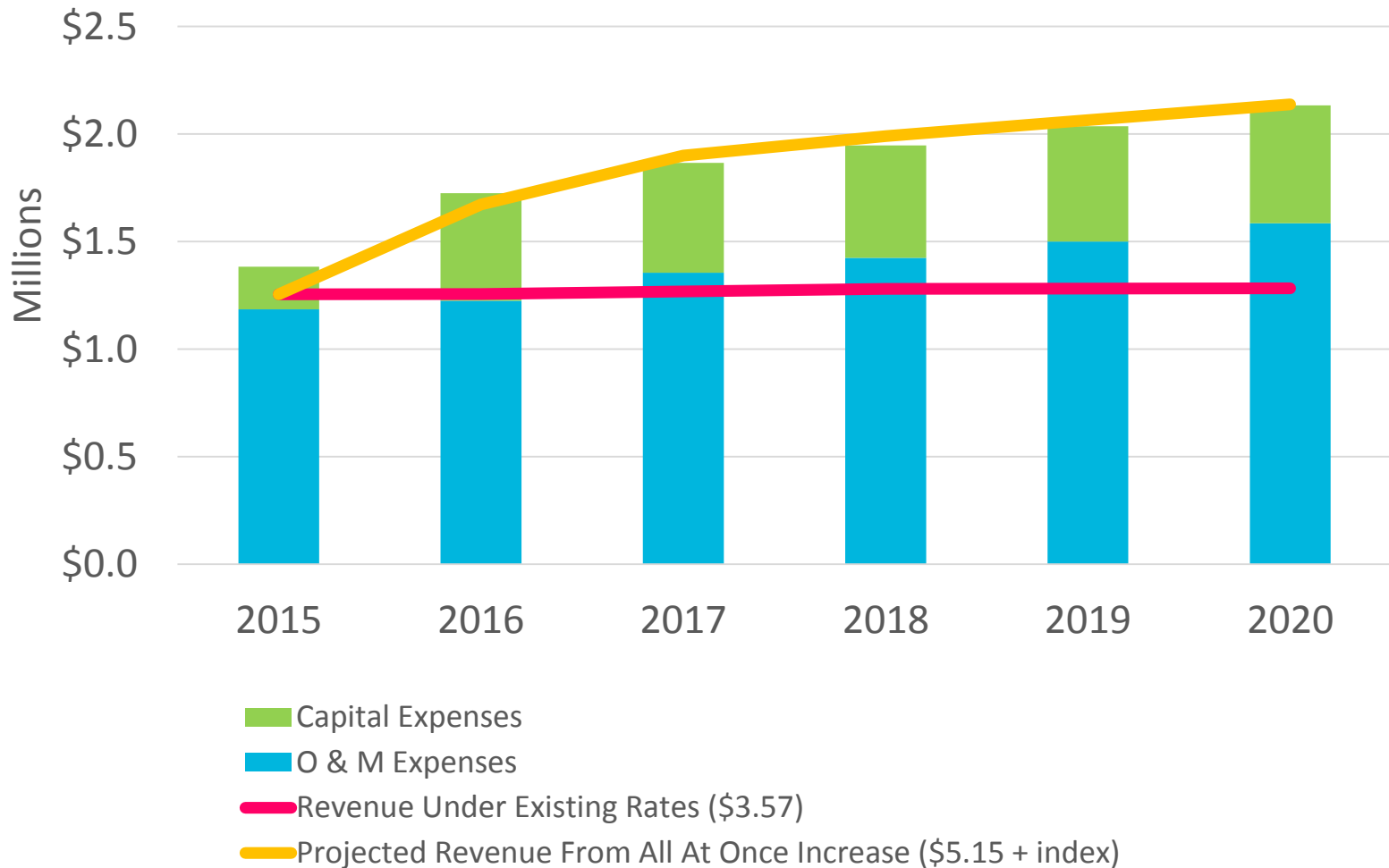
Summary of Proposed Stormwater Rates

- Current fee \$3.57/ ERU per month
- Proposed January 2016
 - \$5.15 (\$1.58 increase)
 - Fully sustainable with annual indexing
 - Minimum annual index \$0.20/month
- Phase in option
 - \$4.52 January 2016 (\$0.95 increase)
 - \$5.47 October 2016 (\$0.95 increase)
 - Minimum annual index \$0.20/month thereafter
 - Use of \$220,000 stormwater reserves in FY2016 to phase rates

Projected Stormwater Fund Balances



Projected Stormwater Revenue Requirements



Comparison with Nearby Communities

City/Improvement District	Typical Residential Bill on Monthly Basis
City of Margate	
Existing	\$3.57
Proposed (full rate)	\$5.15
Coconut Creek / Cocomar Water Control District	\$4.67
Fort Lauderdale	\$4.10
Lauderhill	\$14.31
N. Lauderdale / N. Lauderdale Water Control District	\$7.58
Oakland Park	\$6.00
Pompano Beach	\$3.43
Tamarac	\$9.47
Average of Other Cities	\$7.08



Contact Information

Tony Hairston, *Senior Manager*
Raftelis Financial Consultants

Phone: 407.960.1811

Email: thairston@raftelis.com

www.raftelis.com