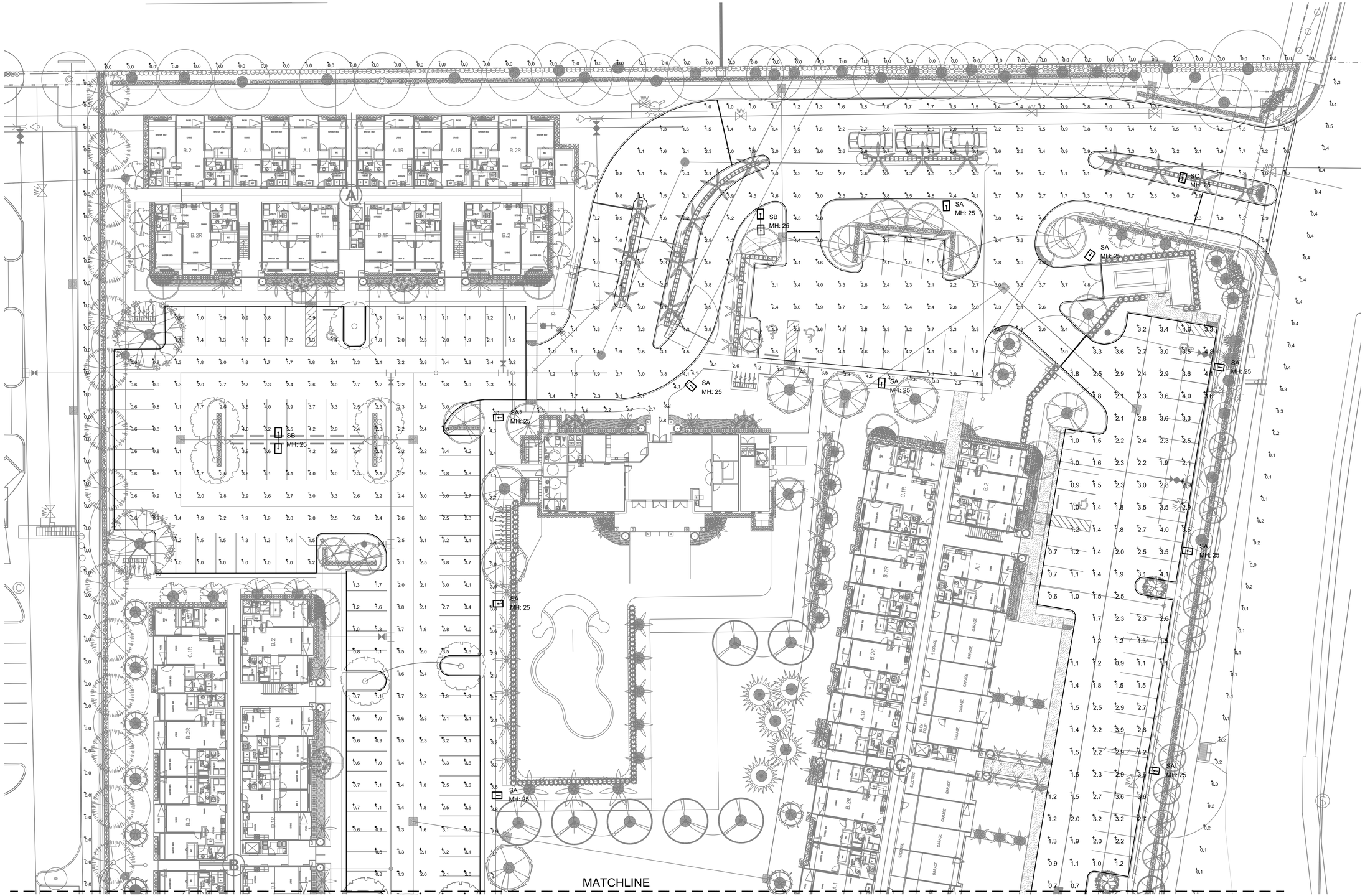

N

PARTIAL SITE LIGHTING PHOTOMETRIC VALUES

SCALE 1" = 20'-0"

E&C Engineers
Cert. of Auth # 26558
2755 Vista Parkway Suite I-3
West Palm Beach, FL 33411
Tel (561) 712 1149
email: ed@ecengineers.com
JOB # 17-3020

Eduardo (Ed) Samour,P.E.
Registered Electrical Engineer
P.E. # 41186
Date:

JFS Design Inc.
LANDSCAPE ARCHITECTURE
LC 000393
www.jfsdesignfl.com
jimmy@jfsdesignfl.com

JFS

1833 N.W. 140th Terr.
PEMBROKE PINES, FL.
33028
TEL: (954) 447-1852
FAX: (954)442-8225

MARQUESA APARTMENTS

5203 COCONUT CREEK PARKWAY
MARGATE, FL. 33063

No.:	Date	Revision

designed:	JIMMYTICO
drawn:	CURRO
checked:	T.Y. MORAN
approved:	J. F. SOCASH
project #:	17-44
scale:	AS SHOWN
date:	May. 12, 2017
Folio:	–

JAMES F. SOCASH
RLA # 0001132

Drawing:

PHM-1

17-44

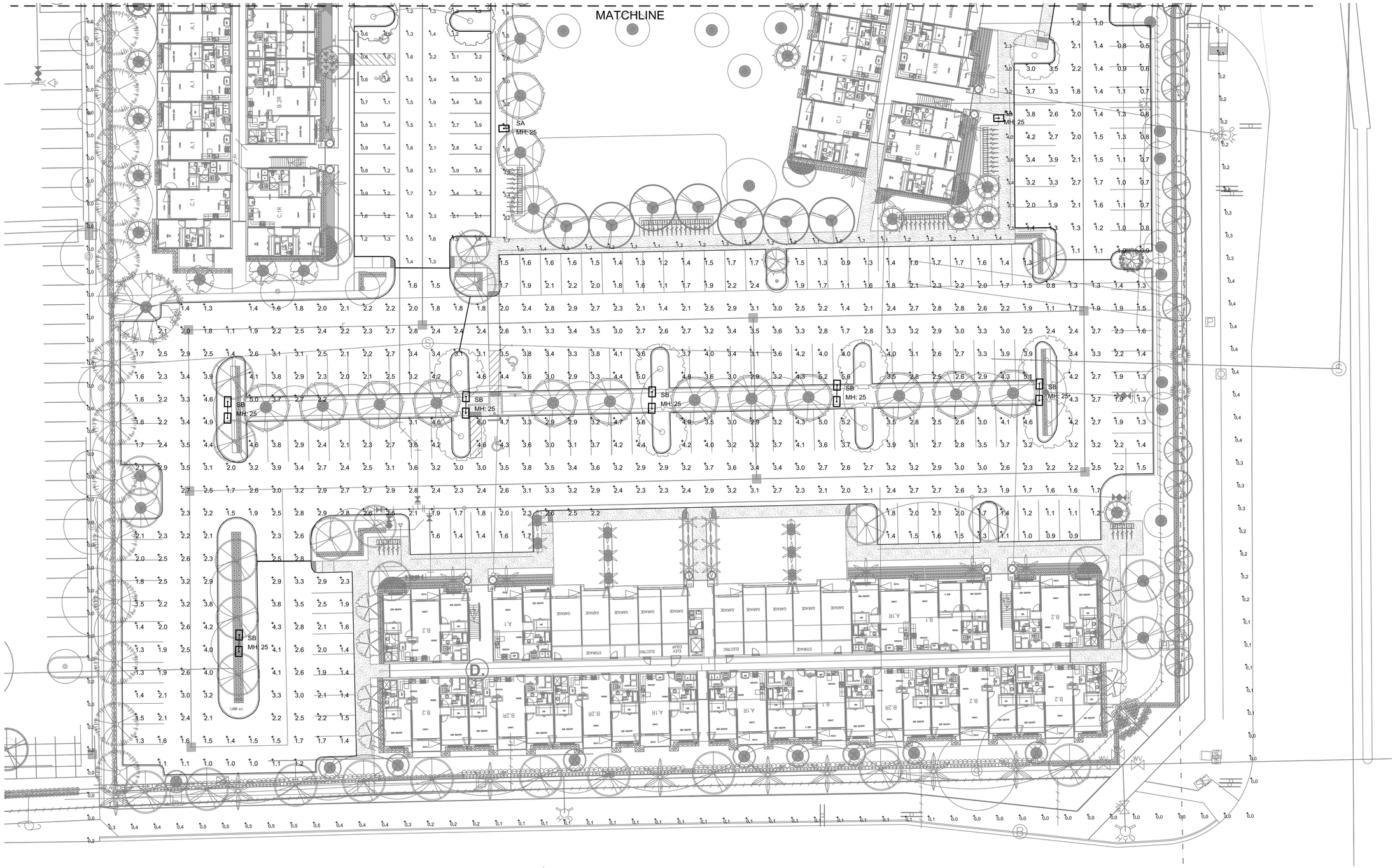

N

PARTIAL SITE LIGHTING PHOTOMETRIC VALUES

SCALE 1" = 20'-0"

E&C Engineers
Cert. of Auth # 26558
2755 Vista Parkway Suite I-3
West Palm Beach, FL 33411
Tel (561) 712 1149
email: ed@ecengineers.com
JOB # 17-3020

Eduardo (Ed) Samour, P.E.
Registered Electrical Engineer
P.E. # 41186
Date:

JFS Design Inc.
LANDSCAPE ARCHITECTURE
LC 000393
www.jfsdesignfl.com
jimmy@jfsdesignfl.com
JFS
1833 N.W. 140th Terr.
PEMBROKE PINES, FL.
33028
TEL: (954) 447-1852
FAX: (954)442-8225

MARQUESA APARTMENTS

5203 COCONUT CREEK PARKWAY
MARGATE, FL. 33063

No.:	Date	Revision

designed:	JIMMYTICO
drawn:	CURRO
checked:	T.Y. MORAN
approved:	J. F. SOCASH
project #:	17-44
scale:	AS SHOWN
date:	May. 12, 2017
Folio:	–

JAMES F. SOCASH
RLA # 0001132

Drawing:

PHM-2

17-44

OSQ Series

OSQ™ LED Area/Flood Luminaire – Medium

Product Description

The OSQ™ Area/Flood luminaire blends extreme optical control, advanced thermal management and modern, clean aesthetics. Built to last, the housing is rugged cast aluminum with an integral, weathertight LED driver compartment. Versatile mounting configurations offer simple installation. Its slim, low-profile design minimizes wind load requirements and blends seamlessly into the site providing even, quality illumination. The 'B' Input power designator is a suitable upgrade for HID applications up to 250 Watt, and the 'K' Input power designator is a suitable upgrade for HID applications up to 400 Watt.

Applications: Parking lots, walkways, campuses, car dealerships, office complexes, and internal roadways

Performance Summary

NanoOptic® Precision Delivery Grid™ optic

Assembled in the U.S.A. of U.S. and imported parts

Initial Delivered Lumens: Up to 17,291

Efficacy: Up to 136 LPW

CRI: Minimum 70 CRI (4000K & 5700K; 3000K asymmetric optics); 80 CRI (3000K symmetric optics)

CCT: 3000K (+/- 300K), 4000K (+/- 300K), 5700K (+/- 500K)

Limited Warranty[1]: 10 years on luminaire/10 years on Colorfast DeltaGuard® finish

[1] See http://lighting.cree.com/warranty for warranty terms

Accessories

Field-Installed	
Backlight Shield OSQ-BLSMF - Front facing optics OSQ-BLSMR - Rotated optics	**Hand-Held Remote** XA-SENSREM - For successful implementation of the programmable multi-level option, a minimum of one hand-held remote is required

Ordering Information

Fully assembled luminaire is composed of two components that must be ordered separately:
Example: **Mount:** OSQ-AASV + **Luminaire:** OSQ-A-NM-2ME-8-40K-UL-SV

Mount (Luminaire must be ordered separately)*		
OSQ-		
OSQ-AA Adjustable Arm **OSQ-DA** Direct Arm	**Color Options:** **SV** Silver **BK** Black	**BZ** Bronze **WH** White

* Reference EPA and pole configuration suitability data beginning on page 7

DA Mount

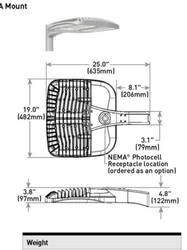

Weight
26.5 lbs. (12kg)

Luminaire (Mount must be ordered separately)

OSQ	A	NM							
Product	**Version**	**Mounting**	**Optic**	**Input Power Designator**	**CCT**	**Voltage**	**Color Options**	**Options**	
OSQ	A	**NM** No Mount	**Asymmetric** **2ME*** Type II Medium **3ME*** Type III Medium **Symmetric** **5ME** Type V Short **5M** Type V Medium **WSN** Wide Sign **15D** 15° Flood **25D** 25° Flood **40D** 40° Flood **60D** 60° Flood	**B** 86W **K** 130W	**30K** 3000K **40K** 4000K **57K** 5700K	**UL** Universal 120-277V **UH** Universal 347-480V	**BK** Black **BZ** Bronze **SV** Silver **WH** White	**DIM** **0-10V Dimming** - Control by others - Refer to Dimming spec sheet for details - Can't exceed wattage of specified input power designator **OF** **Field Adjustable Output** - Refer to Field Adjustable Output spec sheet for details **R** **NEMA® Photocell Receptacle** - Intended for downlight applications with maximum 45° tilt - 3-pin receptacle per ANSI C136.10 - Photocell and shorting cap by others **RL** **Rotate Left** - LED and optic are rotated to the left **RR** **Rotate Right** - LED and optic are rotated to the right **F** **Fuse** - When code dictates fusing, use time delay fuse - Available for U.S. applications only **ML** **Multi-Level** - Refer to ML spec sheet for details - Available with UL voltage only - Intended for downlight applications at 0° tilt **PML** **Programmable Multi-Level, up to 40' Mounting Height** - Refer to PML spec sheet for details - Intended for downlight applications at 0° tilt **PML2** **Programmable Multi-Level, 10-30' Mounting Height** - Refer to PML spec sheet for details - Intended for downlight applications at 0° tilt	

* Available with Backlight Shield when ordered with field-installed accessory (see table above)

OSQ™ LED Area/Flood Luminaire – Medium

Product Specifications

CONSTRUCTION & MATERIALS

- Slim, low profile design minimizes wind load requirements
- Luminaire housing is rugged die-cast aluminum with an integral, weathertight LED driver compartment and high performance heat sink
- Convenient interlocking mounting method on direct arm mount. Mounting adaptor is rugged die cast aluminum and mounts to 3-6" (76-152mm) square or round pole, secured by two 5/16-18 UNC bolts spaced on 2" (51mm) centers
- Mounting for the adjustable arm mount adaptor is rugged die cast aluminum and mounts to 2" (51mm) IP, 2.375" (60mm) O.D. tenon
- Adjustable arm mount can be adjusted 180° in 2.5° increments
- Designed for upright and downlight applications
- Exclusive Colorfast DeltaGuard® finish features an E-Coat epoxy primer with an ultra-durable powder topcoat, providing excellent resistance to corrosion, ultraviolet degradation and abrasion. Silver, bronze, black, and white are available
- **Weight:** 26.5 lbs. (12kg)

ELECTRICAL SYSTEM

- **Input Voltage:** 120-277V or 347-480V, 50/60Hz, Class 1 drivers
- **Power Factor:** > 0.9 at full load
- **Total Harmonic Distortion:** < 20% at full load
- Integral 10kV surge suppression protection standard
- When code dictates fusing, a slow blow fuse or type C/D breaker should be used to address inrush current
- **10V Source Current:** 0.15mA

REGULATORY & VOLUNTARY QUALIFICATIONS

- cULus Listed
- Suitable for wet locations
- Enclosure rated IP66 per IEC 60529 when ordered without R option
- Consult factory for CE Certified products
- Certified to ANSI C136.31-2001, 3G bridge and overpass vibration standards
- 10kV surge suppression protection tested in accordance with IEEE/ANSI C62.41.2
- Meets FCC Part 15 , Subpart B, Class A standards for conducted and radiated emissions
- Luminaire and finish endurance tested to withstand 5,000 hours of elevated ambient salt fog conditions as defined in ASTM Standard B 117
- Meets Buy American requirements within ARRA
- DLC and DLC Premium qualified versions available. Some exceptions apply. Please refer to https://www.designlights.org/search/ for most current information
- RoHS compliant. Consult factory for additional details
- Dark Sky Friendly, IDA Approved when ordered with 30K CCT. Please refer to http://darksky.org/fsa/fsa-products/ for most current information

Electrical Data*

Input Power Designator	System Watts 120-480V	Total Current (A) 120V	208V	240V	277V	347V	480V
B	86	0.73	0.43	0.37	0.32	0.25	0.19
K	130	1.09	0.65	0.56	0.49	0.38	0.28

* Electrical data at 25°C (77°F). Actual wattage may differ by +/- 10% when operating between 120-480V +/-10%

Recommended OSQ Series Lumen Maintenance Factors (LMF)[1]

Ambient	Optic	Initial LMF	25K hr Projected[2] LMF	50K hr Projected[2] LMF	75K hr Projected[2] Calculated[3] LMF	100K hr Calculated[3] LMF
5° C (41° F)	Asymmetric	1.04	1.00	0.95	0.91[3]	0.87
	Symmetric	1.05	1.04	1.04	1.04[3]	1.04
10° C (50° F)	Asymmetric	1.03	0.99	0.94	0.90[3]	0.86
	Symmetric	1.04	1.03	1.03	1.03[3]	1.03
15° C (59° F)	Asymmetric	1.02	0.98	0.93	0.89[3]	0.86
	Symmetric	1.02	1.02	1.02	1.02[3]	1.02
20° C (68° F)	Asymmetric	1.01	0.97	0.93	0.89[3]	0.85
	Symmetric	1.01	1.00	1.00	1.00[3]	1.00
25° C (77° F)	Asymmetric	1.00	0.96	0.92	0.88[3]	0.84
	Symmetric	1.00	0.99	0.99	0.99[3]	0.99

[1] Lumen maintenance values at 25°C (77°F) are calculated per TM-21 based on LM-80 data and in-situ luminaire testing
[2] In accordance with IESNA TM-21-11, Projected Values represent interpolated value based on time durations that are within six times (6X) the IESNA LM-80-08 total test duration (in hours) for the device under testing (DUT) i.e. the packaged LED chip)
[3] In accordance with IESNA TM-21-11, Calculated Values represent time durations that exceed six times (6X) the IESNA LM-80-08 total test duration (in hours) for the device under testing (DUT) i.e. the packaged LED chip)

AA Mount

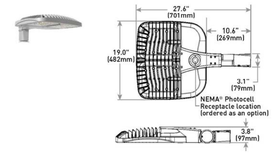

Weight
26.5 lbs. (12kg)

Luminaire Schedule									
Symbol	Qty	Label	Arrangement	Total Lamp Lumens	LLF	Description	Lum. Watts	Total Watts
	12	SA	SINGLE	N.A.	0.950	CREE CAT # OSQ-A-xx-4ME-T-40K-ULxxxxx w_OSQ-BLSLF	166	1992
	1	SC	SINGLE	N.A.	1.000	OSQ-A-xx-5ME-T-40K-ULxxxxx CONFIGURED FROM OSQ-A-xx-5ME-U-30	166	166
	8	SB	BACK-BACK	N.A.	0.950	OSQ-A-xx-5ME-T-40K-ULxxxxx CONFIGURED FROM OSQ-A-xx-5ME-U-30	166	2656

Calculation Summary							
Label	CalcType	Units	Avg	Max	Min	Avg/Min	Max/Min
ENTRANCE	Illuminance	Fc	2.39	4.8	0.7	3.41	6.86
PARKING AREA 1	Illuminance	Fc	2.05	5.6	0.6	3.42	9.33
PARKING AREA 2	Illuminance	Fc	2.60	6.0	0.8	3.25	7.50
PARKING AREA 3	Illuminance	Fc	2.09	4.8	0.5	4.18	9.60
PEDESTRIAN	Illuminance	Fc	2.49	4.5	1.0	2.49	4.50
PROPERTY LINE	Illuminance	Fc	0.23	0.5	0.0	N.A.	N.A.
PROPERTY LINE_1	Illuminance	Fc	0.01	0.3	0.0	N.A.	N.A.
PROPERTY LINE_2	Illuminance	Fc	0.00	0.2	0.0	N.A.	N.A.
PROPERTY LINE_3	Illuminance	Fc	0.17	0.5	0.0	N.A.	N.A.

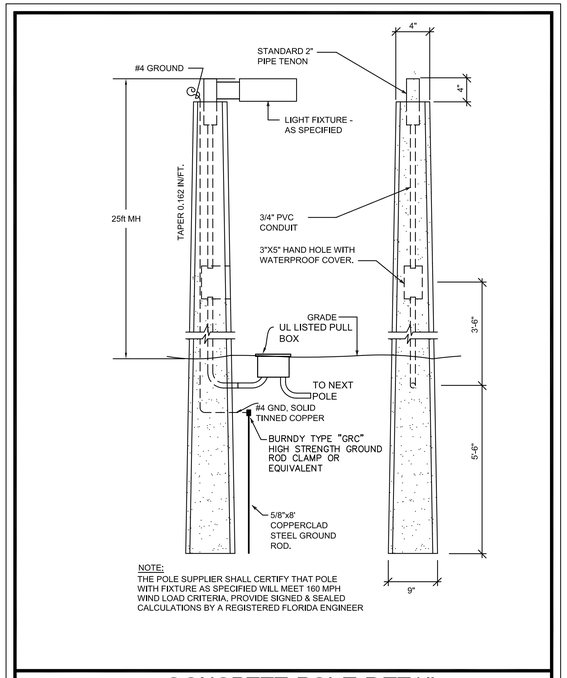

NOTE:
THE POLE SUPPLIER SHALL CERTIFY THAT POLE WITH FIXTURE AS SPECIFIED WILL MEET 160 MPH WIND LOAD CRITERIA. PROVIDE SIGNED & SEALED CALCULATIONS BY A REGISTERED FLORIDA ENGINEER

CONCRETE POLE DETAIL

NOT TO SCALE

E&C Engineers
Cert. of Auth # 26558
2755 Vista Parkway Suite I-3
West Palm Beach, FL 33411
Tel (561) 712 1149
email: ed@ecengineers.com
JOB # 17-3020

Eduardo (Ed) Samour,P.E.
Registered Electrical Engineer
P.E. # 41186
Date:

JFS Design Inc.
LANDSCAPE ARCHITECTURE
LC 000393
www.jfsdesignfl.com
jimmy@jfsdesignfl.com
JFS
1833 N.W. 140th Terr.
PEMBROKE PINES, FL.
33028
TEL: (954) 447-1852
FAX: (954)442-8225

MARQUESA APARTMENTS

5203 COCONUT CREEK PARKWAY
MARGATE, FL. 33063

No.:	Date	Revision

designed:	JIMMYTICO
drawn:	CURRO
checked:	T.Y. MORAN
approved:	J. F. SOCASH
project #:	17-44
scale:	AS SHOWN
date:	May. 12, 2017
Folio:	–

JAMES F. SOCASH
RLA # 0001132

Drawing:

PHM-3

17-44