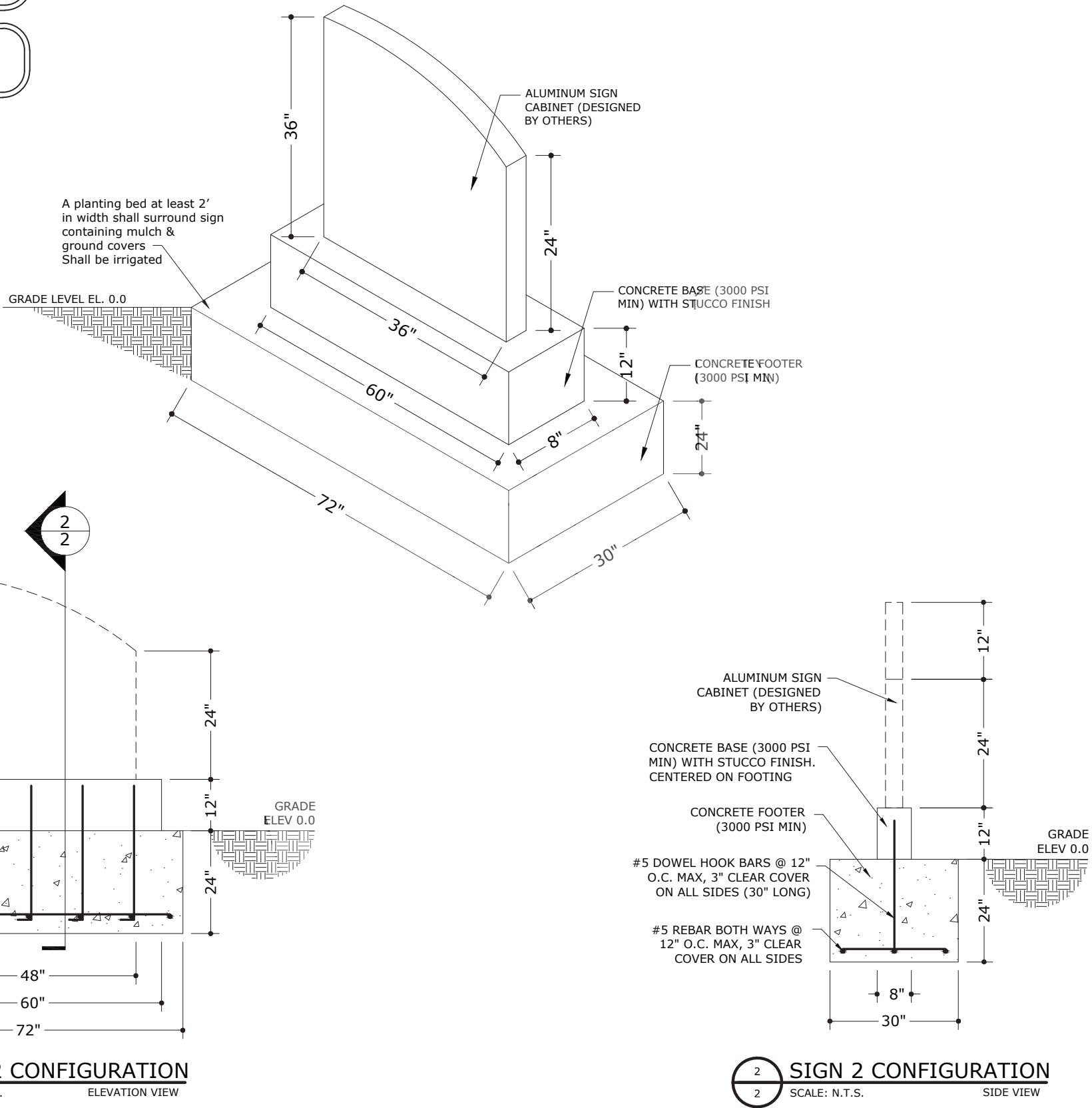


DIRECTION SIGNAGE

Refer to page 2 for Mock Up & Map Location



GENERAL NOTES:

FLORIDA BUILDING CODE FIFTH EDITION (2014),
ASCE 7-10
SOLID FREESTANDING WALLS AND SOLID FREE STANDING SIGNS
Vult = 156 MPH, Vasd = 120.8 MPH
EXPOSURE 'C', RISK CATEGORY I
Kd=0.85, Kzt=1.0, Kh=TABLE 6.3
Qz = 0.00256*Kh*Kzt*Kd G=±0.85

PRESSURE: ± 34.81 PSF

1. CONCRETE FOOTINGS SHALL BE DESIGNED TO REACH A COMPRESSIVE STRENGTH OF 3,000PSI IN 28 DAYS WITH A MAX WATER-CEMENT RATIO OF 0.4. ALL MIXING, TRANSPORTING, PLACING, & CURING OF CONCRETE SHALL BE IN ACCORDANCE WITH ACI 318.
2. SURROUNDING SOIL SHALL BE COMPACTED TO 95% OF OPTIMUM DENSITY BASED ON ASTM D 698, AND SHALL HAVE A BEARING CAPACITY OF 2000 PSF MIN AND SHALL BE VERIFIED BY OTHERS PRIOR TO CONSTRUCTION. AND SHALL HAVE A MINIMUM CLASSIFICATION OF SW, SP, SM, SC, GM, OR GC.
3. STEEL REINFORCEMENT: ALL REINFORCEMENT SHALL BE AS DETAILED, FREE FROM OIL, LOOSE SCALE AND RUST. REINFORCEMENT SHALL BE LAPPED, PLACED, SUPPORTED AND FASTENED ACCORDING TO THE "ACI DETAILING MANUAL" AND ACI 318. ALL STEEL SHALL BE SECURELY HELD IN PLACE DURING POURING OF CONCRETE. MINIMUM 3" EDGE DISTANCE FROM ANY CONCRETE FACE FOR ALL BARS UNLESS OTHERWISE NOTED IN THE DRAWING. (GRADE 60 MIN)
4. DIMENSIONS ARE SHOWN TO ILLUSTRATE DESIGN FORCES AND OTHER DESIGN CRITERIA. THEY MAY VARY SLIGHTLY, BUT SHALL REMAIN IN CONFORMANCE WITH PRODUCT APPROVAL REQUIREMENTS AND LIMITATIONS OF THIS PLAN. THE CONTRACTOR IS TO VERIFY ALL FIELD DIMENSIONS PRIOR TO INSTALLATION, AND VERIFY THAT PROPOSED DIMENSIONS AND FIELD CONDITIONS AGREE WITH THIS PROPOSED PLAN. USE OF THIS DOCUMENT CONSTITUTES ACCEPTANCE OF THE PROPOSED SYSTEM LAYOUT, COMPONENTS SELECTED, AND INSTALLATION.
5. FACE OF SIGN MUST BE PERPENDICULAR TO THE SURFACE OF THE GROUND
6. ATTACHMENT OF SIGN TO POST AND SIGN INTEGRITY IS NOT INCLUDED IN THIS DOCUMENT AND SHALL BE CERTIFIED PER SEPARATE ENGINEERING. (IF NEEDED)
7. ENGINEER SEAL AFFIXED HERE TO VALIDATES STRUCTURAL DESIGN AS SHOWN ONLY. USE OF THIS SPECIFICATION BY THE PERMIT HOLDER/CONTRACTOR, et. al. INDEMNIFIES, DEFENDS, & SAVES HARMLESS THIS ENGINEER FOR ALL COST & DAMAGES INCLUDING LEGAL FEES & APPELLATE FEES RESULTING FROM MATERIAL FABRICATION, SYSTEM ERECTION, & CONSTRUCTION PRACTICES BEYOND THAT WHICH IS CALLED FOR BY LOCAL, STATE, & FEDERAL CODES & FROM DEVIATIONS OF THIS PLAN.
8. EXCEPT AS EXPRESSLY PROVIDED IN HEREIN, NO ADDITIONAL CERTIFICATIONS OR AFFIRMATIONS ARE INTENDED.
9. THE CONTRACTOR IS RESPONSIBLE TO INSULATE ALUMINUM MEMBERS FROM DISSIMILAR METALS TO PREVENT ELECTROLYSIS.
10. ELECTRICAL GROUND, WHEN REQUIRED, TO BE DESIGNED & INSTALLED BY OTHERS.
11. USE OF THIS DOCUMENT CONSTITUTES ACCEPTANCE OF THE PROPOSED SYSTEM LAYOUT, COMPONENTS SELECTED, AND INSTALLATION REQUIREMENTS.
12. WORK SHALL BE FIELD VERIFIED PRIOR TO CONSTRUCTION. ENGINEERING EXPRESS SHALL BE NOTIFIED AND GIVEN AN OPPORTUNITY TO RE-EVALUATE OUR WORK UPON DISCOVERY OF ANY INACCURATE INFORMATION PRIOR TO MODIFICATION OF EXISTING FIELD CONDITIONS AND FABRICATION AND INSTALLATION OF MATERIALS.

© **Copyright 2013** All designs and drawings are the sole property of Fastsigns | Davie, and may not be reproduced, published, changed or used in any way without written permission and consent. In addition, all ideas, contents of proposals, and all specifications of any project entered into with Fastsigns | Davie are all rights reserved. Fastsigns | Davie hereby retains a security interest in all signage herein, which is extinguished upon full and complete payment of all invoices for these signs.

Contractor:

Donato Construction Services

John Campbell | 954-294-0841

CBC #057224

EC #13003452

Architect/Engineer

Notes:

By signing below, I confirm I have reviewed this proof carefully, found it to be correct, and approve this project

NORTHWEST MEDICAL CENTER
2801 NORTH STATE ROUTE 7, MARGATE, FL

NORTHWEST MEDICAL CENTER
DIRECTIONAL SIGNAGE

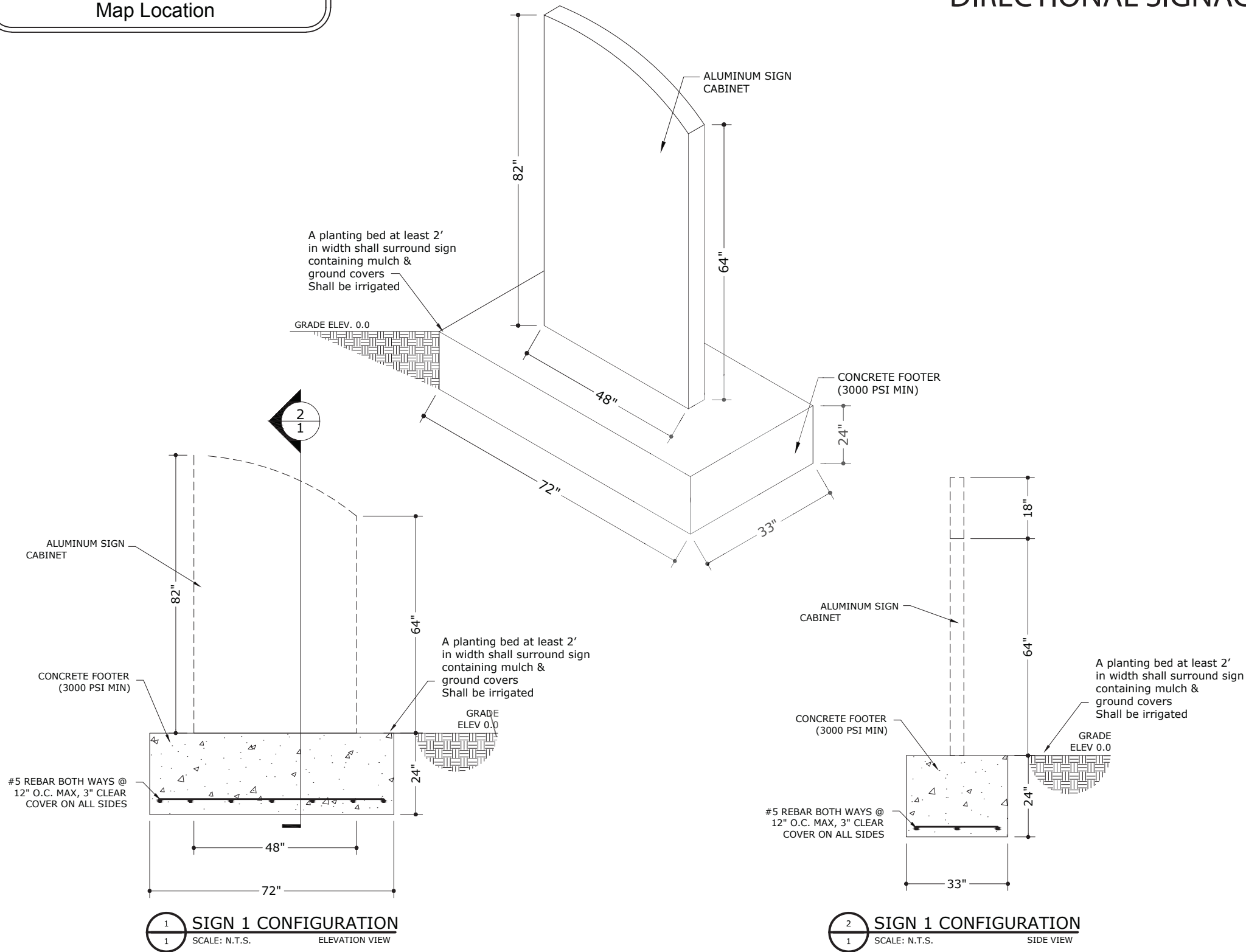


SIGN(S) TO BE MANUFACTURED IN ACCORDANCE WITH ARTICLE 600 OF THE NATIONAL ELECTRICAL CODE AND/OR OTHER APPLICABLE LOCAL CODES. THIS INCLUDES PROPER GROUNDING AND BONDING OF SIGN(S). SIGN WILL BEAR UL LABEL(S).

Customer Signature Date

Refer to page 2 for Mock Up &
Map Location

DIRECTIONAL SIGNAGE



GENERAL NOTES:

FLORIDA BUILDING CODE FIFTH EDITION (2014),
ASCE 7-10
SOLID FREESTANDING WALLS AND SOLID FREE STANDING SIGNS
Vult = 156 MPH, Vasd = 120.8 MPH
EXPOSURE 'C', RISK CATEGORY I
Kd=0.85, Kzt=1.0, Kh=TABLE 6.3
Qz = 0.00256*Kh*Kzt*Kd G=±0.85

PRESSURE: ± 34.81 PSF

1. CONCRETE FOOTINGS SHALL BE DESIGNED TO REACH A COMPRESSIVE STRENGTH OF 3,000PSI IN 28 DAYS WITH A MAX WATER-CEMENT RATIO OF 0.4. ALL MIXING, TRANSPORTING, PLACING, & CURING OF CONCRETE SHALL BE IN ACCORDANCE WITH ACI 318.
2. SURROUNDING SOIL SHALL BE COMPACTED TO 95% OF OPTIMUM DENSITY BASED ON ASTM D 698, AND SHALL HAVE A BEARING CAPACITY OF 2000 PSF MIN AND SHALL BE VERIFIED BY OTHERS PRIOR TO CONSTRUCTION. AND SHALL HAVE A MINIMUM CLASSIFICATION OF SW, SP, SM, SC, GM, OR GC.
3. STEEL REINFORCEMENT: ALL REINFORCEMENT SHALL BE AS DETAILED, FREE FROM OIL, LOOSE SCALE AND RUST. REINFORCEMENT SHALL BE LAPPED, PLACED, SUPPORTED AND FASTENED ACCORDING TO THE "ACI DETAILING MANUAL" AND ACI 318. ALL STEEL SHALL BE SECURELY HELD IN PLACE DURING POURING OF CONCRETE. MINIMUM 3" EDGE DISTANCE FROM ANY CONCRETE FACE FOR ALL BARS UNLESS OTHERWISE NOTED IN THE DRAWING. (GRADE 60 MIN)
4. DIMENSIONS ARE SHOWN TO ILLUSTRATE DESIGN FORCES AND OTHER DESIGN CRITERIA. THEY MAY VARY SLIGHTLY, BUT SHALL REMAIN IN CONFORMANCE WITH PRODUCT APPROVAL REQUIREMENTS AND LIMITATIONS OF THIS PLAN. THE CONTRACTOR IS TO VERIFY ALL FIELD DIMENSIONS PRIOR TO INSTALLATION, AND VERIFY THAT PROPOSED DIMENSIONS AND FIELD CONDITIONS AGREE WITH THIS PROPOSED PLAN. USE OF THIS DOCUMENT CONSTITUTES ACCEPTANCE OF THE PROPOSED SYSTEM LAYOUT, COMPONENTS SELECTED, AND INSTALLATION.
5. FACE OF SIGN MUST BE PERPENDICULAR TO THE SURFACE OF THE GROUND
6. ATTACHMENT OF SIGN TO POST AND SIGN INTEGRITY IS NOT INCLUDED IN THIS DOCUMENT AND SHALL BE CERTIFIED PER SEPARATE ENGINEERING. (IF NEEDED)
7. ENGINEER SEAL AFFIXED HERE TO VALIDATES STRUCTURAL DESIGN AS SHOWN ONLY. USE OF THIS SPECIFICATION BY THE PERMIT HOLDER/CONTRACTOR, et. al. INDEMNIFIES, DEFENDS, & SAVES HARMLESS THIS ENGINEER FOR ALL COST & DAMAGES INCLUDING LEGAL FEES & APPELLATE FEES RESULTING FROM MATERIAL FABRICATION, SYSTEM ERECTION, & CONSTRUCTION PRACTICES BEYOND THAT WHICH IS CALLED FOR BY LOCAL, STATE, & FEDERAL CODES & FROM DEVIATIONS OF THIS PLAN.
8. EXCEPT AS EXPRESSLY PROVIDED IN HEREIN, NO ADDITIONAL CERTIFICATIONS OR AFFIRMATIONS ARE INTENDED.
9. THE CONTRACTOR IS RESPONSIBLE TO INSULATE ALUMINUM MEMBERS FROM DISSIMILAR METALS TO PREVENT ELECTROLYSIS.
10. ELECTRICAL GROUND, WHEN REQUIRED, TO BE DESIGNED & INSTALLED BY OTHERS.
11. USE OF THIS DOCUMENT CONSTITUTES ACCEPTANCE OF THE PROPOSED SYSTEM LAYOUT, COMPONENTS SELECTED, AND INSTALLATION REQUIREMENTS.
12. WORK SHALL BE FIELD VERIFIED PRIOR TO CONSTRUCTION. ENGINEERING EXPRESS SHALL BE NOTIFIED AND GIVEN AN OPPORTUNITY TO RE-EVALUATE OUR WORK UPON DISCOVERY OF ANY INACCURATE INFORMATION PRIOR TO MODIFICATION OF EXISTING FIELD CONDITIONS AND FABRICATION AND INSTALLATION OF MATERIALS.

© **Copyright 2013** All designs and drawings are the sole property of Fastsigns | Davie, and may not be reproduced, published, changed or used in any way without written permission and consent. In addition, all ideas, contents of proposals, and all specifications of any project entered into with Fastsigns | Davie are all rights reserved. Fastsigns | Davie hereby retains a security interest in all signage herein, which is extinguished upon full and complete payment of all invoices for these signs.

Contractor:

Donato Construction Services

John Campbell | 954-294-0841

CBC #057224

EC #13003452

Architect/Engineer

Notes:

By signing below, I confirm I have reviewed this proof carefully, found it to be correct, and approve this project

NORTHWEST MEDICAL CENTER
2801 NORTH STATE ROUTE 7, MARGATE, FL

NORTHWEST MEDICAL CENTER
DIRECTIONAL SIGNAGE



SIGN(S) TO BE MANUFACTURED IN ACCORDANCE WITH ARTICLE 600 OF THE NATIONAL ELECTRICAL CODE AND/OR OTHER APPLICABLE LOCAL CODES. THIS INCLUDES PROPER GROUNDING AND BONDING OF SIGN(S). SIGN WILL BEAR UL LABEL(S).

Customer Signature

Date



SIGN LOCATION

3/8" Acrylic letters Painted Black

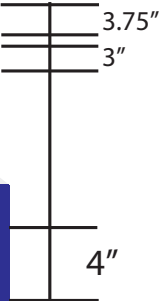
Painted White

3/8" Acrylic letters Painted White

Painted Blue

NORTHWEST MEDICAL CENTER

← VISITOR PARKING
← 5901 MEDICAL OFFICE
↑ 2825 MEDICAL OFFICE



Sign Face Area - 9 sq ft
Lettering Area - 6 sq ft

Refer to page 1 for Sign Diagram
Size Specification



© Copyright 2013 All designs and drawings are the sole property of Fastsigns | Davie, and may not be reproduced, published, changed or used in any way without written permission and consent. In addition, all ideas, contents of proposals, and all specifications of any project entered into with Fastsigns | Davie are all rights reserved. Fastsigns | Davie hereby retains a security interest in all signage herein, which is extinguished upon full and complete payment of all invoices for these signs.

Contractor:
Donato Construction Services
John Campbell | 954-294-0841
CBC #057224
EC #13003452

Architect/Engineer

Notes:

By signing below, I confirm I have reviewed this proof carefully, found it to be correct, and approve this project

Customer Signature Date

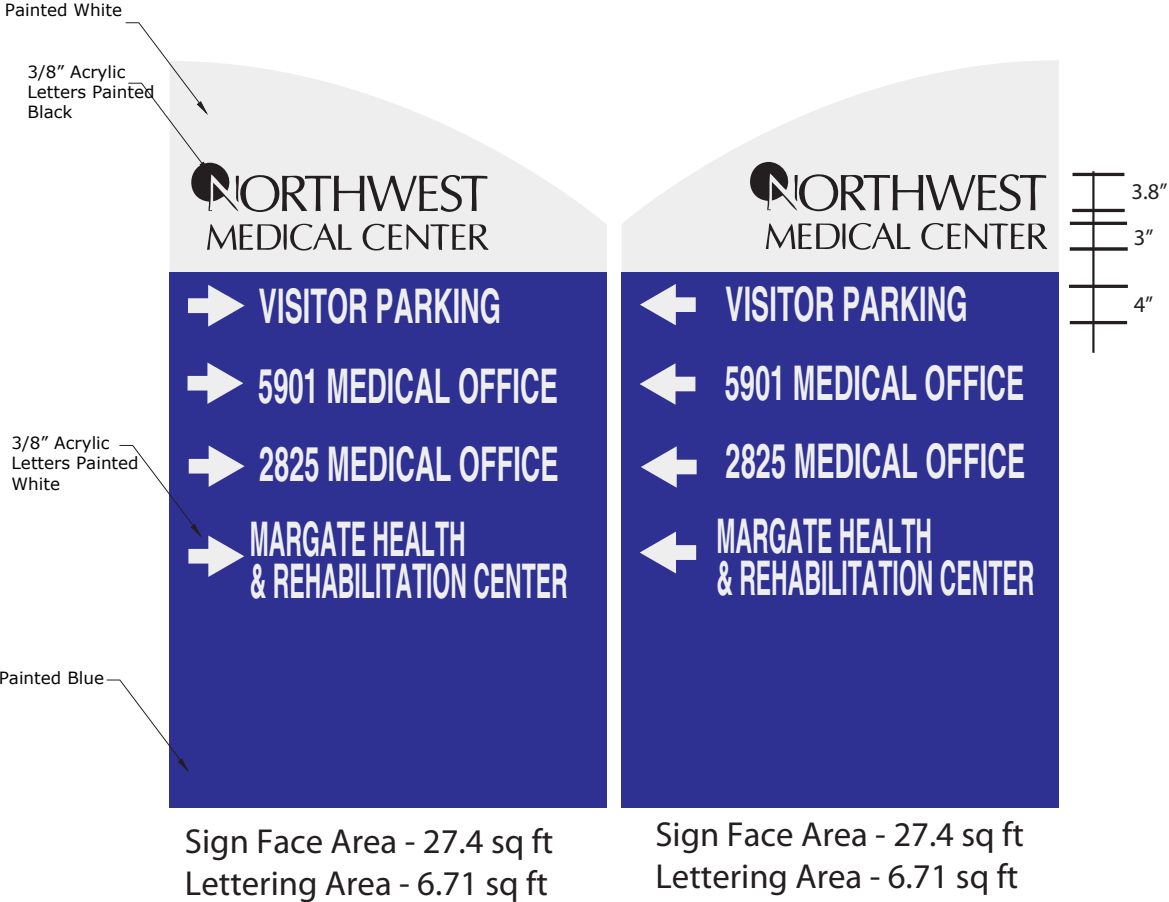
NORTHWEST MEDICAL CENTER	NORTHWEST MEDICAL CENTER
2801 NORTH STATE ROUTE 7, MARGATE, FL	DIRECTIONAL SIGNAGE



SIGN(S) TO BE MANUFACTURED IN ACCORDANCE WITH ARTICLE 600 OF THE NATIONAL ELECTRICAL CODE AND/OR OTHER APPLICABLE LOCAL CODES. THIS INCLUDES PROPER GROUNDING AND BONDING OF SIGN(S). SIGN WILL BEAR UL LABEL(S).



SIGN LOCATION
SET BACK 10' FROM
PROPERTY LINE



Sign Face Area - 27.4 sq ft
Lettering Area - 6.71 sq ft

Sign Face Area - 27.4 sq ft
Lettering Area - 6.71 sq ft

Refer to page 1 for Sign Diagram
Size Specification



7080 W. SR 84 #7, Davie, FL 33317
T: 954-370-7201
508@fastsigns.com

© **Copyright 2013** All designs and drawings are the sole property of Fastsigns | Davie, and may not be reproduced, published, changed or used in any way without written permission and consent. In addition, all ideas, contents of proposals, and all specifications of any project entered into with Fastsigns | Davie are all rights reserved. Fastsigns | Davie hereby retains a security interest in all signage herein, which is extinguished upon full and complete payment of all invoices for these signs.

Contractor:
Donato Construction Services
John Campbell | 954-294-0841
CBC #057224
EC #13003452

Architect/Engineer

Notes:

By signing below, I confirm I have reviewed this proof carefully, found it to be correct, and approve this project

Customer Signature Date

NORTHWEST MEDICAL CENTER	NORTHWEST MEDICAL CENTER
2801 NORTH STATE ROUTE 7, MARGATE, FL	DIRECTIONAL SIGNAGE



SIGN(S) TO BE MANUFACTURED IN ACCORDANCE WITH ARTICLE 600 OF THE NATIONAL ELECTRICAL CODE AND/OR OTHER APPLICABLE LOCAL CODES. THIS INCLUDES PROPER GROUNDING AND BONDING OF SIGN(S). SIGN WILL BEAR UL LABEL(S).